



COST: \$6.00 (Including GST)



2014 GPS SWIMMING CHAMPIONSHIPS OFFICIAL PROGRAM

INAUGURAL CARNIVAL Years 5 - 7 Commencing at 9.30am
91ST CARNIVAL Years 8 - 12 Commencing at 3.00pm

Brisbane Aquatic Centre, Friday 7th March 2014



COMPETING SCHOOLS



IPSWICH GRAMMAR SCHOOL

Established 1863
RED and WHITE



BRISBANE GRAMMAR SCHOOL

Established 1867
LIGHT BLUE and DARK BLUE



GREGORY TERRACE

Established 1875
RED and BLACK



TOOWOOMBA GRAMMAR SCHOOL

Established 1875
BLUE and GOLD



NUDGEE COLLEGE

Established 1891
ROYAL BLUE and WHITE



THE SOUTHPORT SCHOOL

Established 1901
MAROON, NAVY BLUE and WHITE



BRISBANE BOYS' COLLEGE

Established 1902
GREEN, WHITE and BLACK



ANGLICAN CHURCH GRAMMAR SCHOOL

Established 1912
BLUE and GREY



BRISBANE STATE HIGH SCHOOL

Established 1921
CERISE and BLUE



WELCOME

2014 is an historic year for the GPS!

From the commencement of the 2014 school calendar year the Year 8-12 sporting and cultural involvement in the nine member schools will be extended to also include these schools' students in Years 5 - 7.

The Headmasters are confident this change will further enrich the current outstanding sporting and cultural programmes offered to our students.

This year we will be conducting two GPS Swimming Championship events on the one day. Years 5 - 7 in the morning and Years 8 - 12 in the afternoon.

We wish all competitors well for their respective events, and extend a special welcome to competitors, parents and supporters for the Inaugural Years 5 - 7 GPS Swimming Championships!

CONTENTS

PAGE 1	Welcome and Contents
PAGE 2	Competitors Starting Instructions
PAGE 3 - 4	GPS Swimming Program (Order of Events) Years 5 - 7
PAGE 5 - 14	Program (Start List) Years 5 - 7
PAGE 15 - 16	Champion School Points Scoring Table Years 5 - 7
PAGE 18	Notes
PAGE 19	GPS Swimming Program (Order of Events) Years 8 - 12
PAGE 20	GPS Swimming Record Holders
PAGE 21 - 27	Program (Start List) Years 8 - 12
PAGE 28	Champion School Points Scoring Table Years 8 - 12
PAGE 29	GPS Swimming Champion Schools
PAGE 30 - 56	GPS Swimming History of Results
PAGE 57 - 58	Records of Old Events
PAGE 59 - 62	GPS Premiers (Historical Records of other GPS Sports)
PAGE 63 - 65	Fire and Emergency Evacuation Procedures
PAGE 66	Map of Sleeman Sports Complex Parking Plan
PAGE 67	Acknowledgements

COMPETITORS' STARTING INSTRUCTIONS

1. Consistent with the amended provisions of The Swimming Rules, the Starter will not necessarily brief competitors on his requirements before the Start.
2. The Referee will give a long, drawn out crescendo blast on the whistle to signal competitors to take up a position on their blocks, or, in the case of a Backstroke event, to come to their starting positions in the water.
3. Feet first entry to the pool will apply to all backstroke events.
4. When requested by the Check Starter, the competitors will move in a group onto the Pool-deck each to a position immediately behind his/her Lane Starting Block.
5. After the competitors have placed themselves behind their respective blocks, the announcer will make the appropriate introductions.
6. The Starter will give the precautionary command "Take your marks". Competitors will immediately take up their starting positions at the front of the starting block, or, in the case of a Backstroke event, their starting positions in the water, and REMAIN STATIONARY.
7. When all competitors are stationary the Starter will give the starting signal.
8. Competitors must finish in the lane in which they start. They will remain in the water in their lanes at the finish of the event until a signal is received from the Referee to leave the water.
9. The False Start Rules will be applied in this way:
 - (a) A swimmer who dives into the pool before ASSUMING AND HOLDING his starting position prior to the signal to start is liable to disqualification on the recommendation of the Starter and with the concurrence of the Referee.
 - (b) A swimmer who is told to 'stand up' and who then wilfully dives into the pool after the order is given would contravene the "wilfully disobeying an order" rule and consequently is liable to disqualification on the recommendation of the Starter and the concurrence of the Referee.
 - (c) A swimmer who overbalances and falls into the pool after being told to 'stand up' is not, however, in contravention of the "wilfully disobeying an order" ruling.

For Year 5-7

- In this meet, the Two Start Rule will apply.
- If the swimmer is showing intent to swim the stroke correctly, Referees will make every effort to avoid disqualifying swimmers. The referee will talk to the swimmer through the competition should a minor infringement occur.

For Years 8-12

- In this meet, starts will be in accordance with the F.I.N.A. International Rules.
- **THE ONE START RULE SHALL APPLY THROUGHOUT THE WHOLE OF THE MEET.**
- Any relay team shall be disqualified from a race if a team member, other than the swimmer designated to swim that length, enters the water when the race is being conducted, before all swimmers of all teams have finished the race.

BARRACKING: Shortly before the commencement of each event a whistle will be blown to serve as a request to all supporters to refrain from making any noise until the *competitors have entered the water.*

NEW - GPS SWIMMING PROGRAM

TIMING AND ORDER OF EVENTS Years 5 - 7

Event No	Time	Age Group	Stroke	Distance	Division
1	9.30am	13 Yrs & U	Freestyle	100m	2
2	9.32am	13 Yrs & U	Freestyle	100m	1
3	9.34am	10 Yrs & U	Freestyle	100m	2
4	9.36am	10 Yrs & U	Freestyle	100m	1
5	9.38am	11 Yrs & U	Freestyle	100m	2
6	9.40am	11 Yrs & U	Freestyle	100m	1
7	9.42am	12 Yrs & U	Freestyle	100m	2
8	9.44am	12 Yrs & U	Freestyle	100m	1
9	9.46am	13 Yrs & U	Breaststroke	50m	2
10	9.47am	13 Yrs & U	Breaststroke	50m	1
11	9.48am	10 Yrs & U	Breaststroke	50m	4
12	9.50am	10 Yrs & U	Breaststroke	50m	3
13	9.52am	10 Yrs & U	Breaststroke	50m	2
14	9.54am	10 Yrs & U	Breaststroke	50m	1
15	9.56am	11 Yrs & U	Breaststroke	50m	4
16	9.58am	11 Yrs & U	Breaststroke	50m	3
17	10.00am	11 Yrs & U	Breaststroke	50m	2
18	10.02am	11 Yrs & U	Breaststroke	50m	1
19	10.04am	12 Yrs & U	Breaststroke	50m	4
20	10.06am	12 Yrs & U	Breaststroke	50m	3
21	10.08am	12 Yrs & U	Breaststroke	50m	2
22	10.10am	12 Yrs & U	Breaststroke	50m	1
23	10.12am	13 Yrs & U	Freestyle	50m	4
24		13 Yrs & U	Freestyle	50m	3
25	10.15am	13 Yrs & U	Freestyle	50m	2
26		13 Yrs & U	Freestyle	50m	1
27	10.18am	10 Yrs & U	Freestyle	50m	8
28		10 Yrs & U	Freestyle	50m	7
29	10.21am	10 Yrs & U	Freestyle	50m	6
30		10 Yrs & U	Freestyle	50m	5
31	10.24am	10 Yrs & U	Freestyle	50m	4
32		10 Yrs & U	Freestyle	50m	3
33	10.27am	10 Yrs & U	Freestyle	50m	2
34		10 Yrs & U	Freestyle	50m	1
35	10.30am	11 Yrs & U	Freestyle	50m	8
36		11 Yrs & U	Freestyle	50m	7
37	10.33am	11 Yrs & U	Freestyle	50m	6
38		11 Yrs & U	Freestyle	50m	5
39	10.36am	11 Yrs & U	Freestyle	50m	4

ORDER OF EVENTS Years 5 - 7 continued

40		11 Yrs & U	Freestyle	50m	3
41	10.39am	11 Yrs & U	Freestyle	50m	2
42		11 Yrs & U	Freestyle	50m	1
43	10.42am	12 Yrs & U	Freestyle	50m	8
44		12 Yrs & U	Freestyle	50m	7
45	10.45am	12 Yrs & U	Freestyle	50m	6
46		12 Yrs & U	Freestyle	50m	5
47	10.48am	12 Yrs & U	Freestyle	50m	4
48		12 Yrs & U	Freestyle	50m	3
49	10.51am	12 Yrs & U	Freestyle	50m	2
50		12 Yrs & U	Freestyle	50m	1
51	10.54am	13 Yrs & U	Backstroke	50m	2
52	10.56am	13 Yrs & U	Backstroke	50m	1
53	10.58am	10 Yrs & U	Backstroke	50m	4
54	11.00am	10 Yrs & U	Backstroke	50m	3
55	11.02am	10 Yrs & U	Backstroke	50m	2
56	11.04am	10 Yrs & U	Backstroke	50m	1
57	11.06am	11 Yrs & U	Backstroke	50m	4
58	11.08am	11 Yrs & U	Backstroke	50m	3
59	11.10am	11 Yrs & U	Backstroke	50m	2
60	11.12am	11 Yrs & U	Backstroke	50m	1
61	11.14am	12 Yrs & U	Backstroke	50m	4
62	11.16am	12 Yrs & U	Backstroke	50m	3
63	11.18am	12 Yrs & U	Backstroke	50m	2
64	11.20am	12 Yrs & U	Backstroke	50m	1
65	11.22am	13 Yrs & U	Butterfly	50m	2
66		13 Yrs & U	Butterfly	50m	1
67	11.25am	10 Yrs & U	Butterfly	50m	2
68		10 Yrs & U	Butterfly	50m	1
69	11.28am	11 Yrs & U	Butterfly	50m	2
70		11 Yrs & U	Butterfly	50m	1
71	11.31am	12 Yrs & U	Butterfly	50m	2
72		12 Yrs & U	Butterfly	50m	1
73	11.34am	13 Yrs & U	Freestyle Relay	4 x 50m	1
74	11.38am	10 Yrs & U	Freestyle Relay	4 x 50m	1
75	11.42am	10 Yrs & U	Medley Relay	4 x 50m	1
76	11.46am	11 Yrs & U	Freestyle Relay	4 x 50m	1
77	11.50am	11 Yrs & U	Medley Relay	4 x 50m	1
78	11.54am	12 Yrs & U	Freestyle Relay	4 x 50m	2
79	11.58am	12 Yrs & U	Freestyle Relay	4 x 50m	1
80	12.02pm	12 Yrs & U	Medley Relay	4 x 50m	1

12.15pm

Presentation of the Trophies

GPS SWIMMING START LIST Years 5 - 7

Event 1 13 & Under 100 LC Metre Freestyle Division 2

Lane	Name	Age	Team
2	M Cescotto	12	ACGS
3	J P Brinsmead	13	TSS
4	L Jorgensen	13	GT
5	J Evans	13	TGS
6	M Carlyon	13	BBC
7	M Brockhurst	13	BGS
8	O M Meyer	13	NC

Event 6 11 & Under 100 LC Metre Freestyle Division 1

Lane	Name	Age	Team
1	S X Carvolth	11	IGS
2	K Taylor	11	ACGS
3	T A Schwerkolt	11	TSS
4	T Budden	11	GT
5	B Reilly	11	TGS
6	P Traynor	11	BBC
7	F Boorer	11	BGS
8	N J Nelson	11	NC

Event 2 13 & Under 100 LC Metre Freestyle Division 1

Lane	Name	Age	Team
1	C H Brown	13	IGS
2	D J Orchard	13	ACGS
3	J J Hardess	13	TSS
4	A Sullivan	13	GT
5	F Beeton	13	TGS
6	O Mitchell	13	BBC
7	J Siganto	13	BGS
8	J C Cameron	13	NC

Event 7 12 & Under 100 LC Metre Freestyle Division 2

Lane	Name	Age	Team
1	G T Wolventang	12	IGS
2	J N Lancaster	12	ACGS
3	K Kanemura	12	TSS
4	H McKeering	12	GT
5	J Newland	12	TGS
6	W O'Meara	12	BBC
7	S Cochrane	12	BGS
8	Z L Kirk	12	NC

Event 3 10 & Under 100 LC Metre Freestyle Division 2

Lane	Name	Age	Team
1	J T Wilkinson	10	IGS
2	W Rylance	10	ACGS
3	R S Kennedy	10	TSS
4	F Marshall	10	GT
5	R Brown	10	TGS
6	T Hartley	10	BBC
7	J Spencer	10	BGS
8	L A Rohan	10	NC

Event 8 12 & Under 100 LC Metre Freestyle Division 1

Lane	Name	Age	Team
1	S D Porter	12	IGS
2	J Bible	12	ACGS
3	W J Taylor	12	TSS
4	M Lillcrap	12	GT
5	S Reed	12	TGS
6	T Campbell	12	BBC
7	T Rimmington	12	BGS
8	J A Tomlinson	12	NC

Event 4 10 & Under 100 LC Metre Freestyle Division 1

Lane	Name	Age	Team
1	J J Williams	10	IGS
2	B Stieper	10	ACGS
3	W O Thilwind	10	TSS
4	X Moloney	10	GT
5	A Craig	10	TGS
6	L De Stefani	10	BBC
7	S Powell	10	BGS
8	M E Morrow-Woods	10	NC

Event 9 13 & Under 50 LC Metre Breaststroke Division 2

Lane	Name	Age	Team
2	D J Orchard	13	ACGS
3	H S Kennedy	13	TSS
4	A Sullivan	13	GT
5	L Smith	13	TGS
6	M Carlyon	13	BBC
7	J Siganto	13	BGS
8	L Miller	13	NC

Event 5 11 & Under 100 LC Metre Freestyle Division 2

Lane	Name	Age	Team
1	N J Wright	11	IGS
2	J Boreham	11	ACGS
3	J C Ransby	11	TSS
4	N Langford	11	GT
5	J Dann	11	TGS
6	K Jennison	11	BBC
7	W Staib	11	BGS
8	J W Born	11	NC

Event 10 13 & Under 50 LC Metre Breaststroke Division 1

Lane	Name	Age	Team
1	C H Brown	13	IGS
2	H Wright	13	ACGS
3	J J Hardess	13	TSS
4	J Sheehan	13	GT
5	W Gibson	13	TGS
6	C Doe	13	BBC
7	H Weightman	12	BGS
8	R W Agnihotri	13	NC

GPS SWIMMING START LIST Years 5 - 7

Event 11 10 & Under 50 LC Metre Breaststroke Division 4

Lane	Name	Age	Team
1	C I Moore	10	IGS
2	W Mitchell	10	ACGS
3	D M Lehdorf	10	TSS
4	P Wilson-Boyd	10	GT
5	R Brown	10	TGS
6	T Hedges	10	BBC
7	D Weightman	10	BGS
8	J P McGrorey	10	NC

Event 16 11 & Under 50 LC Metre Breaststroke Division 3

Lane	Name	Age	Team
1	M L Storer	11	IGS
2	E Liew	11	ACGS
3	N N Phillips	11	TSS
4	O Nash	11	GT
5	J Dann	11	TGS
6	A Bromell	11	BBC
7	G Rimmington	11	BGS
8	F Noble	11	NC

Event 12 10 & Under 50 LC Metre Breaststroke Division 3

Lane	Name	Age	Team
1	K A MacKinney	10	IGS
2	L Hobbes	10	ACGS
3	W O Thilwind	10	TSS
4	A Baynton	10	GT
5	M Crook	10	TGS
6	L De Stefani	10	BBC
7	D Drummond	10	BGS
8	L A Rohan	10	NC

Event 17 11 & Under 50 LC Metre Breaststroke Division 2

Lane	Name	Age	Team
1	N J Wright	11	IGS
2	K Taylor	11	ACGS
3	Z H Rossiter	11	TSS
4	H Joseph	11	GT
5	B Moore	11	TGS
6	M Murdoch	11	BBC
7	F Boorer	11	BGS
8	R D Granger	11	NC

Event 13 10 & Under 50 LC Metre Breaststroke Division 2

Lane	Name	Age	Team
1	B Palmer	10	IGS
2	W Rylance	10	ACGS
3	L E Free	10	TSS
4	F Marshall	10	GT
5	B Hood	10	TGS
6	C Mills	10	BBC
7	S Powell	10	BGS
8	C J Wallace	10	NC

Event 18 11 & Under 50 LC Metre Breaststroke Division 1

Lane	Name	Age	Team
1	S X Carvolth	11	IGS
2	J Boreham	11	ACGS
3	R G Collier	11	TSS
4	T Budden	11	GT
5	B Reilly	11	TGS
6	P Traynor	11	BBC
7	H Goodwin	11	BGS
8	T E Raymond	11	NC

Event 14 10 & Under 50 LC Metre Breaststroke Division 1

Lane	Name	Age	Team
1	J J Williams	10	IGS
2	B Stieper	10	ACGS
3	R S Kennedy	10	TSS
4	X Moloney	10	GT
5	A Craig	10	TGS
6	T Cleary	10	BBC
7	A Walther	10	BGS
8	M E Morrow-Woods	10	NC

Event 19 12 & Under 50 LC Metre Breaststroke Division 4

Lane	Name	Age	Team
1	G T Wolventang	12	IGS
2	F Holmes	12	ACGS
3	M R Fuhrmann	12	TSS
4	C Condon	12	GT
5	S Reed	12	TGS
6	S Darnell	12	BBC
7	B Fu	12	BGS
8	O J Jones	12	NC

Event 15 11 & Under 50 LC Metre Breaststroke Division 4

Lane	Name	Age	Team
1	C A Jenner	11	IGS
2	E Croxford	11	ACGS
3	J C Ransby	11	TSS
4	X Thomas	11	GT
5	L Harrison	11	TGS
6	B Murray	11	BBC
7	B Rainbird	11	BGS
8	B M Smith	11	NC

Event 20 12 & Under 50 LC Metre Breaststroke Division 3

Lane	Name	Age	Team
1	N Latu-Meafou	12	IGS
2	J Corbin	12	ACGS
3	J W Devlin	12	TSS
4	E Musgrave	12	GT
5	T Mann	12	TGS
6	T Kim	12	BBC
7	T Rainbird	12	BGS
8	H W O'Sullivan	12	NC

PROGRAM CORRECT AT TIME OF PRINTING

GPS SWIMMING START LIST Years 5 - 7

Event 21 12 & Under 50 LC Metre Breaststroke Division 2

Lane	Name	Age	Team
1	S D Porter	12	IGS
2	J N Lancaster	12	ACGS
3	W J Taylor	12	TSS
4	M Lillicrap	12	GT
5	J Newland	12	TGS
6	T Campbell	12	BBC
7	S Cochrane	12	BGS
8	P M Long	12	NC

Event 26 13 & Under 50 LC Metre Freestyle Division 1

Lane	Name	Age	Team
1	C H Brown	13	IGS
2	D J Orchard	13	ACGS
3	J J Hardess	13	TSS
4	A Sullivan	13	GT
5	F Beeton	13	TGS
6	O Mitchell	13	BBC
7	J Siganto	13	BGS
8	J C Cameron	13	NC

Event 22 12 & Under 50 LC Metre Breaststroke Division 1

Lane	Name	Age	Team
1	J R Allum	12	IGS
2	J Bible	12	ACGS
3	K Kanemura	12	TSS
4	S Dutton	12	GT
5	L Litzow	12	TGS
6	M Rutley	12	BBC
7	T Rimmington	12	BGS
8	J A Tomlinson	12	NC

Event 27 10 & Under 50 LC Metre Freestyle Division 8

Lane	Name	Age	Team
1	R J Wallace	10	IGS
2	E Morgan	10	ACGS
3	D M Lehndorf	10	TSS
4	J Holohan	10	GT
5	J Statton	10	TGS
6			BBC
7	J Furnell	10	BGS
8	L I Thompson	10	NC

Event 23 13 & Under 50 LC Metre Freestyle Division 4

Lane	Name	Age	Team
2	L Butler	13	ACGS
3	H French	13	TSS
4	F Dunne	13	GT
5	X Schubert	13	TGS
6	B Fenwicke	13	BBC
7	A Brown	13	BGS
8	M C Galetti	13	NC

Event 28 10 & Under 50 LC Metre Freestyle Division 7

Lane	Name	Age	Team
1	L J Gale	10	IGS
2	J Payne	10	ACGS
3	L S O'Connor	10	TSS
4	R Mills	10	GT
5	S Schriek	10	TGS
6	R Murray	10	BBC
7	C Bollard	10	BGS
8	M W Johns	10	NC

Event 24 13 & Under 50 LC Metre Freestyle Division 3

Lane	Name	Age	Team
2	J Butler-Wood	13	ACGS
3	J P Brinsmead	13	TSS
4	P Monckton	13	GT
5	W Harmsworth	13	TGS
6	M Carlyon	13	BBC
7	H Barker	13	BGS
8	R W Agnihotri	13	NC

Event 29 10 & Under 50 LC Metre Freestyle Division 6

Lane	Name	Age	Team
1	K M Harrison	10	IGS
2	D Foreman	10	ACGS
3	J J Boyle	10	TSS
4	L Hancock	10	GT
5	A Mohr	10	TGS
6	T Cleary	10	BBC
7	S Pherous	10	BGS
8	H S McKeown	10	NC

Event 25 13 & Under 50 LC Metre Freestyle Division 2

Lane	Name	Age	Team
2	H Trimmer	13	ACGS
3	D M Robertson	13	TSS
4	L Jorgensen	13	GT
5	J Evans	13	TGS
6	C Doe	13	BBC
7	M Brockhurst	13	BGS
8	L Miller	13	NC

Event 30 10 & Under 50 LC Metre Freestyle Division 5

Lane	Name	Age	Team
1	K A MacKinney	10	IGS
2	T Deeb	10	ACGS
3	L E Free	10	TSS
4	P Wilson-Boyd	10	GT
5	N Beci	10	TGS
6	T Hedges	10	BBC
7	D Drummond	10	BGS
8	J P McGrorey	10	NC

GPS SWIMMING START LIST Years 5 - 7

Event 31 10 & Under 50 LC Metre Freestyle Division 4

Lane	Name	Age	Team
1	C I Moore	10	IGS
2	W Mitchell	10	ACGS
3	S J Wolfenden	10	TSS
4	A Baynton	10	GT
5	B Hood	10	TGS
6	L De Stefani	10	BBC
7	A Walther	10	BGS
8	J L Maconochie	10	NC

Event 36 11 & Under 50 LC Metre Freestyle Division 7

Lane	Name	Age	Team
1	E T Horsey	11	IGS
2	M Taylor	11	ACGS
3	T J Hancock	11	TSS
4	H Joseph	11	GT
5	R Gill	11	TGS
6	M Nahrung	11	BBC
7	W Simpson	11	BGS
8	W P Cartwright	11	NC

Event 32 10 & Under 50 LC Metre Freestyle Division 3

Lane	Name	Age	Team
1	J T Wilkinson	10	IGS
2	L Hobbes	10	ACGS
3	C V Wood	10	TSS
4	J Liddy	10	GT
5	M Crook	10	TGS
6	C Mills	10	BBC
7	J Spencer	10	BGS
8	L A Rohan	10	NC

Event 37 11 & Under 50 LC Metre Freestyle Division 6

Lane	Name	Age	Team
1	C A Jenner	11	IGS
2	E Liew	11	ACGS
3	J B Donovan	11	TSS
4	J Sullivan	11	GT
5	O Schubert	11	TGS
6	C Crozier	11	BBC
7	A Torta	11	BGS
8	J M Meyer	11	NC

Event 33 10 & Under 50 LC Metre Freestyle Division 2

Lane	Name	Age	Team
1	J J Williams	10	IGS
2	W Rylance	10	ACGS
3	R S Kennedy	10	TSS
4	F Marshall	10	GT
5	R Brown	10	TGS
6	L Mackie	10	BBC
7	D Weightman	10	BGS
8	C J Wallace	10	NC

Event 38 11 & Under 50 LC Metre Freestyle Division 5

Lane	Name	Age	Team
1	L D Hood	11	IGS
2	W Baldwin	11	ACGS
3	G F Gibson	11	TSS
4	W Robinson	11	GT
5	S Hulme-Peake	11	TGS
6	M Murdoch	11	BBC
7	H Sommerville	11	BGS
8	C J Washington	11	NC

Event 34 10 & Under 50 LC Metre Freestyle Division 1

Lane	Name	Age	Team
1	H H Osborne	10	IGS
2	B Stieper	10	ACGS
3	W O Thilwind	10	TSS
4	X Moloney	10	GT
5	A Craig	10	TGS
6	T Hartley	10	BBC
7	S Powell	10	BGS
8	M E Morrow-Woods	10	NC

Event 39 11 & Under 50 LC Metre Freestyle Division 4

Lane	Name	Age	Team
1	R L Grieve	11	IGS
2	A Williams	11	ACGS
3	J C Ransby	11	TSS
4	O Nash	11	GT
5	A Storie	11	TGS
6	S Flynn	11	BBC
7	H Logan	11	BGS
8	R D Granger	11	NC

Event 35 11 & Under 50 LC Metre Freestyle Division 8

Lane	Name	Age	Team
1	J S Bell	11	IGS
2	T Storen	11	ACGS
3	N N Phillips	11	TSS
4	A Saunders	11	GT
5	L Harrison	11	TGS
6	B Murray	11	BBC
7	C Winter	11	BGS
8	C J Fraser	11	NC

Event 40 11 & Under 50 LC Metre Freestyle Division 3

Lane	Name	Age	Team
1	M L Storer	11	IGS
2	L Brackenrig	11	ACGS
3	T B Condon	11	TSS
4	T Sheehan	11	GT
5	B Moore	11	TGS
6	R Daniskevicius	11	BBC
7	W Staib	11	BGS
8	J W Born	11	NC

PROGRAM CORRECT AT TIME OF PRINTING

GPS SWIMMING START LIST Years 5 - 7

Event 41 11 & Under 50 LC Metre Freestyle Division 2

Lane	Name	Age	Team
1	N J Wright	11	IGS
2	J Boreham	11	ACGS
3	Z H Rossiter	11	TSS
4	N Langford	11	GT
5	J Dann	11	TGS
6	P Traynor	11	BBC
7	A Pearn	11	BGS
8	N J Nelson	11	NC

Event 46 12 & Under 50 LC Metre Freestyle Division 5

Lane	Name	Age	Team
1	R J Stieler	12	IGS
2	A Miller	12	ACGS
3	B G Vine	12	TSS
4	S Voltz	12	GT
5	W Tasker	12	TGS
6	J Finlay	12	BBC
7	M King-Koi	12	BGS
8	Z L Kirk	12	NC

Event 42 11 & Under 50 LC Metre Freestyle Division 1

Lane	Name	Age	Team
1	S X Carvolth	11	IGS
2	K Taylor	11	ACGS
3	T A Schwerkolt	11	TSS
4	T Budden	11	GT
5	B Reilly	11	TGS
6	K Jennison	11	BBC
7	F Boorer	11	BGS
8	T E Raymond	11	NC

Event 47 12 & Under 50 LC Metre Freestyle Division 4

Lane	Name	Age	Team
1	A J Gough	12	IGS
2	C Moloney	12	ACGS
3	R Ewing	12	TSS
4	S Dutton	12	GT
5	B Franey	12	TGS
6	C Cowan	12	BBC
7	T Rainbird	12	BGS
8	O J Jones	12	NC

Event 43 12 & Under 50 LC Metre Freestyle Division 8

Lane	Name	Age	Team
1	N A Stevens	12	IGS
2	J Corbin	12	ACGS
3	M R Fuhrmann	12	TSS
4	B Hindmarsh	12	GT
5	R Hogan	12	TGS
6	S Gallagher	12	BBC
7	N Finch	12	BGS
8	I O Fiorini	12	NC

Event 48 12 & Under 50 LC Metre Freestyle Division 3

Lane	Name	Age	Team
1	J R Allum	12	IGS
2	J N Lancaster	12	ACGS
3	K Kanemura	12	TSS
4	E Musgrave	12	GT
5	L Litzow	12	TGS
6	H Guest	12	BBC
7	S Atherton	12	BGS
8	J Bhujel	12	NC

Event 44 12 & Under 50 LC Metre Freestyle Division 7

Lane	Name	Age	Team
1	G W Rowcliffe	12	IGS
2	Z Nielsen	12	ACGS
3	M D Van der Schyff	12	TSS
4	C Condon	12	GT
5	S Harmsworth	12	TGS
6	M Rutley	12	BBC
7	C Stewart	12	BGS
8	B P Lonergan	12	NC

Event 49 12 & Under 50 LC Metre Freestyle Division 2

Lane	Name	Age	Team
1	G T Wolventang	12	IGS
2	M Giles	12	ACGS
3	J W Devlin	12	TSS
4	H McKeering	12	GT
5	J Newland	12	TGS
6	T Kim	12	BBC
7	T Rimmington	12	BGS
8	P M Long	12	NC

Event 45 12 & Under 50 LC Metre Freestyle Division 6

Lane	Name	Age	Team
1	A J Cusworth	12	IGS
2	H Swift	12	ACGS
3	W J Purcell	12	TSS
4	C Thorpe	12	GT
5	H Weir	12	TGS
6	W O'Meara	12	BBC
7	N Rosemann	12	BGS
8	B P Rohan	12	NC

Event 50 12 & Under 50 LC Metre Freestyle Division 1

Lane	Name	Age	Team
1	S D Porter	12	IGS
2	J Bible	12	ACGS
3	W J Taylor	12	TSS
4	M Lillicrap	12	GT
5	S Reed	12	TGS
6	T Campbell	12	BBC
7	S Cochrane	12	BGS
8	J A Tomlinson	12	NC

GPS SWIMMING START LIST Years 5 - 7

Event 51 13 & Under 50 LC Metre Backstroke Division 2

Lane	Name	Age	Team
2	C Place	13	ACGS
3	J P Brinsmead	13	TSS
4	L Jorgensen	13	GT
5	W Gibson	13	TGS
6	M Carlyon	13	BBC
7	H Barker	13	BGS
8	L Miller	13	NC

Event 56 10 & Under 50 LC Metre Backstroke Division 1

Lane	Name	Age	Team
1	J J Williams	10	IGS
2	B Stieper	10	ACGS
3	W O Thilwind	10	TSS
4	X Moloney	10	GT
5	A Craig	10	TGS
6	C Mills	10	BBC
7	S Powell	10	BGS
8	M E Morrow-Woods	10	NC

Event 52 13 & Under 50 LC Metre Backstroke Division 1

Lane	Name	Age	Team
1	C H Brown	13	IGS
2	D J Orchard	13	ACGS
3	D M Robertson	13	TSS
4	A Sullivan	13	GT
5	X Schubert	13	TGS
6	O Mitchell	13	BBC
7	M Brockhurst	13	BGS
8	J C Cameron	13	NC

Event 57 11 & Under 50 LC Metre Backstroke Division 4

Lane	Name	Age	Team
1	R L Grieve	11	IGS
2	E Liew	11	ACGS
3	N N Phillips	11	TSS
4	W Robinson	11	GT
5	O Schubert	11	TGS
6	J Miller	11	BBC
7	C Winter	11	BGS
8	T R O'Keefe	11	NC

Event 53 10 & Under 50 LC Metre Backstroke Division 4

Lane	Name	Age	Team
1	K M Harrison	10	IGS
2	L Hobbes	10	ACGS
3	L E Free	10	TSS
4	F Marshall	10	GT
5	R Teahan	10	TGS
6	T Hedges	10	BBC
7	C Bollard	10	BGS
8	M W Johns	10	NC

Event 58 11 & Under 50 LC Metre Backstroke Division 3

Lane	Name	Age	Team
1	N J Wright	11	IGS
2	A Williams	11	ACGS
3	L J Goldie	11	TSS
4	O Nash	11	GT
5	B Moore	11	TGS
6	P Traynor	11	BBC
7	W Simpson	11	BGS
8	R D Granger	11	NC

Event 54 10 & Under 50 LC Metre Backstroke Division 3

Lane	Name	Age	Team
1	H H Osborne	10	IGS
2	T Deeb	10	ACGS
3	R S Kennedy	10	TSS
4	J Liddy	10	GT
5	R Brown	10	TGS
6	L Mackie	10	BBC
7	J Spencer	10	BGS
8	H S McKeown	10	NC

Event 59 11 & Under 50 LC Metre Backstroke Division 2

Lane	Name	Age	Team
1	S X Carvolth	11	IGS
2	L Brackenrig	11	ACGS
3	J C Ransby	11	TSS
4	N Langford	11	GT
5	J Dann	11	TGS
6	R Daniskevicius	11	BBC
7	F Boorer	11	BGS
8	J W Born	11	NC

Event 55 10 & Under 50 LC Metre Backstroke Division 2

Lane	Name	Age	Team
1	L J Gale	10	IGS
2	W Rylance	10	ACGS
3	S J Wolfenden	10	TSS
4	A Baynton	10	GT
5	M Crook	10	TGS
6	T Hartley	10	BBC
7	A Walther	10	BGS
8	L A Rohan	10	NC

Event 60 11 & Under 50 LC Metre Backstroke Division 1

Lane	Name	Age	Team
1	M L Storer	11	IGS
2	K Taylor	11	ACGS
3	T A Schwerkolt	11	TSS
4	J Sullivan	11	GT
5	B Reilly	11	TGS
6	K Jennison	11	BBC
7	A Pearn	11	BGS
8	N J Nelson	11	NC

PROGRAM CORRECT AT TIME OF PRINTING

GPS SWIMMING START LIST Years 5 - 7

Event 61 12 & Under 50 LC Metre Backstroke Division 4

Lane	Name	Age	Team
1	R J Stieler	12	IGS
2	Z Nielsen	12	ACGS
3	B G Vine	12	TSS
4	S Dutton	12	GT
5	B Franey	12	TGS
6	T Kim	12	BBC
7	T Rimmington	12	BGS
8	O J Jones	12	NC

Event 66 13 & Under 50 LC Metre Butterfly Division 1

Lane	Name	Age	Team
1	C H Brown	13	IGS
2	D J Orchard	13	ACGS
3	J J Hardess	13	TSS
4	A Sullivan	13	GT
5	J Free	13	TGS
6	O Mitchell	13	BBC
7	M Brockhurst	13	BGS
8	J C Cameron	13	NC

Event 62 12 & Under 50 LC Metre Backstroke Division 3

Lane	Name	Age	Team
1	N A Stevens	12	IGS
2	M Giles	12	ACGS
3	K Kanemura	12	TSS
4	E Musgrave	12	GT
5	L Litzow	12	TGS
6	C Cowan	12	BBC
7	T Rainbird	12	BGS
8	Z L Kirk	12	NC

Event 67 10 & Under 50 LC Metre Butterfly Division 2

Lane	Name	Age	Team
1	J T Wilkinson	10	IGS
2	W Rylance	10	ACGS
3	S J Wolfenden	10	TSS
4	A Baynton	10	GT
5	M Crook	10	TGS
6	T Hartley	10	BBC
7	D Weightman	10	BGS
8	L A Rohan	10	NC

Event 63 12 & Under 50 LC Metre Backstroke Division 2

Lane	Name	Age	Team
1	G T Wolventang	12	IGS
2	J N Lancaster	12	ACGS
3	W J Taylor	12	TSS
4	M Lillicrap	12	GT
5	S Reed	12	TGS
6	H Guest	12	BBC
7	S Cochrane	12	BGS
8	J Bhujel	12	NC

Event 68 10 & Under 50 LC Metre Butterfly Division 1

Lane	Name	Age	Team
1	H H Osborne	10	IGS
2	B Stieper	10	ACGS
3	W O Thilwind	10	TSS
4	X Moloney	10	GT
5	A Craig	10	TGS
6	C Mills	10	BBC
7	S Powell	10	BGS
8	M E Morrow-Woods	10	NC

Event 64 12 & Under 50 LC Metre Backstroke Division 1

Lane	Name	Age	Team
1	S D Porter	12	IGS
2	J Bible	12	ACGS
3	J W Devlin	12	TSS
4	H McKeering	12	GT
5	J Newland	12	TGS
6	T Campbell	12	BBC
7	S Atherton	12	BGS
8	J A Tomlinson	12	NC

Event 69 11 & Under 50 LC Metre Butterfly Division 2

Lane	Name	Age	Team
1	M L Storer	11	IGS
2	L Brackenrig	11	ACGS
3	Z H Rossiter	11	TSS
4	N Langford	11	GT
5	J Dann	11	TGS
6	M Nahrung	11	BBC
7	W Staib	11	BGS
8	R D Granger	11	NC

Event 65 13 & Under 50 LC Metre Butterfly Division 2

Lane	Name	Age	Team
2	D Elks	13	ACGS
3	W A Statham	13	TSS
4	L Jorgensen	13	GT
5	T Fogarty	13	TGS
6	M Carlyon	13	BBC
7	H Weightman	12	BGS
8	O M Meyer	13	NC

Event 70 11 & Under 50 LC Metre Butterfly Division 1

Lane	Name	Age	Team
1	S X Carvolth	11	IGS
2	K Taylor	11	ACGS
3	J C Ransby	11	TSS
4	T Budden	11	GT
5	B Reilly	11	TGS
6	K Jennison	11	BBC
7	F Boorer	11	BGS
8	J W Born	11	NC

GPS SWIMMING START LIST Years 5 - 7

Event 71 12 & Under 50 LC Metre Butterfly Division 2

Lane	Name	Age	Team
1	R J Stieler	12	IGS
2	M Giles	12	ACGS
3	J W Devlin	12	TSS
4	E Musgrave	12	GT
5	S Reed	12	TGS
6	T Campbell	12	BBC
7	S Atherton	12	BGS
8	Z L Kirk	12	NC

Event 72 12 & Under 50 LC Metre Butterfly Division 1

Lane	Name	Age	Team
1	S D Porter	12	IGS
2	J Bible	12	ACGS
3	W J Taylor	12	TSS
4	H McKeering	12	GT
5	J Newland	12	TGS
6	T Kim	12	BBC
7	S Cochrane	12	BGS
8	J Bhujel	12	NC

Event 73 13 & Under 4x50 LC Metre Freestyle Relay Division 1

Lane	Team	Relay
1	IGS	
2	ACGS	
3	1) D J Orchard 13 3) L Butler 13	2) J Butler-Wood 13 4) H Trimmer 13
4	TSS	
5	1) J J Hardess 13 3) W A Statham 13	2) J P Brinsmead 13 4) D M Robertson 13
6	GT	
7	1) A Sullivan 13 3) P Monckton 13	2) L Jorgensen 13 4) F Dunne 13
8	TGS	
9	1) J Evans 13 3) X Schubert 13	2) W Harmsworth 13 4) F Beeton 13
10	BBC	
11	1) O Mitchell 13 3) B Fenwicke 13	2) M Carlyon 13 4) C Doe 13
12	BGS	
13	1) M Brockhurst 13 3) H Barker 13	2) A Brown 13 4) J Siganto 13
14	NC	
15	1) J C Cameron 13 3) R W Agnihotri 13	2) L Miller 13 4) M C Galetti 13

Event 74 10 & Under 4x50 LC Metre Freestyle Relay Division 1

Lane	Team	Relay
1	IGS	
2	1) C I Moore 10 3) R J Wallace 10	2) L J Gale 10 4) K A MacKinney 10
3	ACGS	
4	1) T Deeb 10 3) J Payne 10	2) E Morgan 10 4) D Foreman 10
5	TSS	
6	1) L E Free 10 3) L S O'Connor 10	2) J J Boyle 10 4) D M Lehdorf 10
7	GT	
8	1) P Wilson-Boyd 10 3) R Mills 10	2) L Hancock 10 4) J Holohan 10
9	TGS	
10	1) R Brown 10 3) M Crook 10	2) B Hood 10 4) A Craig 10
11	BBC	
12	1) T Hartley 10 3) L Mackie 10	2) L De Stefani 10 4) C Mills 10
13	BGS	
14	1) S Pherous 10 3) J Furnell 10	2) C Bollard 10 4) D Drummond 10
15	NC	
16	1) J P McGrorey 10 3) M W Johns 10	2) H S McKeown 10 4) L I Thompson 10

Event 75 10 & Under 4x50 LC Metre Medley Relay Division 1

Lane	Team	Relay
1	IGS	
2	1) J J Williams 10 3) H H Osborne 10	2) B Palmer 10 4) J T Wilkinson 10
3	ACGS	
4	1) B Stieper 10 3) W Mitchell 10	2) L Hobbes 10 4) W Rylance 10
5	TSS	
6	1) W O Thilwind 10 3) S J Wolfenden 10	2) R S Kennedy 10 4) C V Wood 10
7	GT	
8	1) A Baynton 10 3) X Moloney 10	2) F Marshall 10 4) J Liddy 10
9	TGS	
10	1) R Teahan 10 3) A Mohr 10	2) J Statton 10 4) N Beci 10
11	BBC	
12	BGS	
13	1) J Spencer 10 3) S Powell 10	2) A Walther 10 4) D Weightman 10
14	NC	
15	1) L A Rohan 10 3) M E Morrow-Woods 10	2) C J Wallace 10 4) J L Maconochie 10

GPS SWIMMING START LIST Years 5 - 7

Event 76 11 & Under 4x50 LC Metre Freestyle Relay Division 1

Lane	Team	Relay
1	IGS	1) L D Hood 11 3) J S Bell 11
		2) E T Horsey 11 4) C A Jenner 11
2	ACGS	1) W Baldwin 11 3) T Storen 11
		2) M Taylor 11 4) E Liew 11
3	TSS	1) T B Condon 11 3) G F Gibson 11
		2) J B Donovan 11 4) N N Phillips 11
4	GT	1) T Budden 11 3) T Sheehan 11
		2) N Langford 11 4) O Nash 11
5	TGS	1) J Dann 11 3) A Storie 11
		2) B Moore 11 4) B Reilly 11
6	BBC	1) C Crozier 11 3) M Nahrung 11
		2) M Murdoch 11 4) A Bromell 11
7	BGS	1) A Torta 11 3) W Simpson 11
		2) H Sommerville 11 4) H Logan 11
8	NC	1) C J Washington 11 3) W P Cartwright 11
		2) J M Meyer 11 4) C J Fraser 11

Event 78 12 & Under 4x50 LC Metre Freestyle Relay Division 2

Lane	Team	Relay
1	IGS	1) N J Pratt 12 3) E S Van Hengel-Waite 12
		2) C M Shears 12 4) N Latu-Meafou 12
2	ACGS	1) T Nicolson 12 3) F Russell 12
		2) E Croxford 11 4) F Holmes 12
3	TSS	1) P J Wolfenden 12 3) D Liu 12
		2) J T Smith 12 4) J J Burnett 12
4	GT	1) J Allen 11 3) J O'Brien 12
		2) M McKay 12 4) R Slevin 12
5	TGS	
6	BBC	1) S Gallagher 12 3) G Neame 12
		2) M Bennett 12 4) J Mann 12
7	BGS	1) C Russell 12 3) J Sturgess 12
		2) A Halliday 12 4) W Stanton 12
8	NC	1) C G Coote 12 3) H M Connolly 12
		2) B J Fraser 12 4) H W O'Sullivan 12

Event 77 11 & Under 4x50 LC Metre Medley Relay Division 1

Lane	Team	Relay
1	IGS	1) S X Carvolth 11 3) M L Storer 11
		2) N J Wright 11 4) R L Grieve 11
2	ACGS	1) K Taylor 11 3) L Brackenrig 11
		2) J Boreham 11 4) A Williams 11
3	TSS	1) T A Schwerkolt 11 3) J C Ransby 11
		2) R G Collier 11 4) Z H Rossiter 11
4	GT	1) J Sullivan 11 3) H Joseph 11
		2) X Thomas 11 4) W Robinson 11
5	TGS	1) O Schubert 11 3) R Gill 11
		2) L Harrison 11 4) S Hulme-Peake 11
6	BBC	1) R Daniskevicius 11 3) K Jennison 11
		2) P Traynor 11 4) S Flynn 11
7	BGS	1) A Pearn 11 3) F Boorer 11
		2) H Goodwin 11 4) W Staib 11
8	NC	1) N J Nelson 11 3) R D Granger 11
		2) T E Raymond 11 4) J W Born 11

Event 79 12 & Under 4x50 LC Metre Freestyle Relay Division 1

Lane	Team	Relay
1	IGS	1) A J Cusworth 12 3) N A Stevens 12
		2) G W Rowcliffe 12 4) R J Stieler 12
2	ACGS	1) C Moloney 12 3) H Swift 12
		2) Z Nielsen 12 4) A Miller 12
3	TSS	1) B G Vine 12 3) W J Purcell 12
		2) M D Van der Schyff 12 4) M R Fuhrmann 12
4	GT	1) M Lillicrap 12 3) E Musgrave 12
		2) H McKeering 12 4) S Dutton 12
5	TGS	1) J Newland 12 3) L Litzow 12
		2) B Franey 12 4) S Reed 12
6	BBC	1) J Finlay 12 3) H Guest 12
		2) C Cowan 12 4) S Darnell 12
7	BGS	1) M King-Koi 12 3) N Rosemann 12
		2) C Stewart 12 4) N Finch 12
8	NC	1) O J Jones 12 3) B P Lonergan 12
		2) B P Rohan 12 4) I O Fiorini 12

GPS SWIMMING START LIST Years 5 - 7

Event 80 12 & Under 4x50 LC Metre Medley Relay Division 1

Lane	Team	Relay	
1	IGS		_____
	1) G T Wolventang 12	2) J R Allum 12	
	3) S D Porter 12	4) A J Gough 12	
2	ACGS		_____
	1) J N Lancaster 12	2) J Corbin 12	
	3) J Bible 12	4) M Giles 12	
3	TSS		_____
	1) J W Devlin 12	2) K Kanemura 12	
	3) W J Taylor 12	4) R Ewing 12	
4	GT		_____
	1) C Thorpe 12	2) L Cree 12	
	3) S Voltz 12	4) C Condon 12	
5	TGS		_____
	1) R Hogan 12	2) T Mann 12	
	3) H Weir 12	4) W Tasker 12	
6	BBC		_____
	1) T Campbell 12	2) M Rutley 12	
	3) T Kim 12	4) W O'Meara 12	
7	BGS		_____
	1) S Atherton 12	2) T Rimmington 12	
	3) S Cochrane 12	4) T Rainbird 12	
8	NC		_____
	1) Z L Kirk 12	2) J A Tomlinson 12	
	3) J Bhujel 12	4) P M Long 12	



NOTES

PROGRAM CORRECT AT TIME OF PRINTING

CHAMPION SCHOOL Years 5 - 7

SCORING SHEET

EVENT	AGE GROUP	DIV	LANE 1	LANE 2	LANE 3	LANE 4	LANE 5	LANE 6	LANE 7	LANE 8	TIME
			IGS	ACGS	TSS	GT	TGS	BBC	BGS	NC	
100m Freestyle	13 Yrs & U	2									
100m Freestyle	13 Yrs & U	1									
100m Freestyle	10 Yrs & U	2									
100m Freestyle	10 Yrs & U	1									
100m Freestyle	11 Yrs & U	2									
100m Freestyle	11 Yrs & U	1									
100m Freestyle	12 Yrs & U	2									
100m Freestyle	12 Yrs & U	1									
50m Breaststroke	13 Yrs & U	2									
50m Breaststroke	13 Yrs & U	1									
50m Breaststroke	10 Yrs & U	4									
50m Breaststroke	10 Yrs & U	3									
50m Breaststroke	10 Yrs & U	2									
50m Breaststroke	10 Yrs & U	1									
50m Breaststroke	11 Yrs & U	4									
50m Breaststroke	11 Yrs & U	3									
50m Breaststroke	11 Yrs & U	2									
50m Breaststroke	11 Yrs & U	1									
50m Breaststroke	12 Yrs & U	4									
50m Breaststroke	12 Yrs & U	3									
50m Breaststroke	12 Yrs & U	2									
50m Breaststroke	12 Yrs & U	1									
50m Freestyle	13 Yrs & U	4									
50m Freestyle	13 Yrs & U	3									
50m Freestyle	13 Yrs & U	2									
50m Freestyle	13 Yrs & U	1									
50m Freestyle	10 Yrs & U	8									
50m Freestyle	10 Yrs & U	7									
50m Freestyle	10 Yrs & U	6									
50m Freestyle	10 Yrs & U	5									
50m Freestyle	10 Yrs & U	4									
50m Freestyle	10 Yrs & U	3									
50m Freestyle	10 Yrs & U	2									
50m Freestyle	10 Yrs & U	1									
50m Freestyle	11 Yrs & U	8									
50m Freestyle	11 Yrs & U	7									
50m Freestyle	11 Yrs & U	6									
50m Freestyle	11 Yrs & U	5									
50m Freestyle	11 Yrs & U	4									
50m Freestyle	11 Yrs & U	3									
50m Freestyle	11 Yrs & U	2									
50m Freestyle	11 Yrs & U	1									
50m Freestyle	12 Yrs & U	8									
50m Freestyle	12 Yrs & U	7									
50m Freestyle	12 Yrs & U	6									
50m Freestyle	12 Yrs & U	5									
50m Freestyle	12 Yrs & U	4									
50m Freestyle	12 Yrs & U	3									

CHAMPION SCHOOL Years 5 - 7 continued

SCORING SHEET

EVENT	AGE GROUP	DIV	LANE 1	LANE 2	LANE 3	LANE 4	LANE 5	LANE 6	LANE 7	LANE 8	TIME
			IGS	ACGS	TSS	GT	TGS	BBC	BGS	NC	
50m Freestyle	12 Yrs & U	2									
50m Freestyle	12 Yrs & U	1									
50m Backstroke	13 Yrs & U	2									
50m Backstroke	13 Yrs & U	1									
50m Backstroke	10 Yrs & U	4									
50m Backstroke	10 Yrs & U	3									
50m Backstroke	10 Yrs & U	2									
50m Backstroke	10 Yrs & U	1									
50m Backstroke	11 Yrs & U	4									
50m Backstroke	11 Yrs & U	3									
50m Backstroke	11 Yrs & U	2									
50m Backstroke	11 Yrs & U	1									
50m Backstroke	12 Yrs & U	4									
50m Backstroke	12 Yrs & U	3									
50m Backstroke	12 Yrs & U	2									
50m Backstroke	12 Yrs & U	1									
50m Butterfly	13 Yrs & U	2									
50m Butterfly	13 Yrs & U	1									
50m Butterfly	10 Yrs & U	2									
50m Butterfly	10 Yrs & U	1									
50m Butterfly	11 Yrs & U	2									
50m Butterfly	11 Yrs & U	1									
50m Butterfly	12 Yrs & U	2									
50m Butterfly	12 Yrs & U	1									
4 x 50m Freestyle Relay	13 Yrs & U	1									
4 x 50m Freestyle Relay	10 Yrs & U	1									
4 x 50m Medley Relay	10 Yrs & U	1									
4 x 50m Freestyle Relay	11 Yrs & U	1									
4 x 50m Medley Relay	11 Yrs & U	1									
4 x 50m Freestyle Relay	12 Yrs & U	2									
4 x 50m Freestyle Relay	12 Yrs & U	1									
4 x 50m Medley Relay	12 Yrs & U	1									

POINTS

1. The place points awarded for Individual Swimming Events shall be:

Div/Place	1	2	3	4	5	6	7	8
1	15	12	10	9	8	7	6	5
2	12	10	9	8	7	6	5	4
3	10	9	8	7	6	5	4	3
4	9	8	7	6	5	4	3	2
5	8	7	6	5	4	3	2	1
6	7	6	5	4	3	2	1	1
7	6	5	4	3	2	1	1	1
8	5	4	3	2	1	1	1	1

2. The place points awarded for Relay Swimming Events shall be:

Div/Place	1	2	3	4	5	6	7	8
1	30	24	20	18	16	14	12	10

GPS SWIMMING PROGRAM





NOTES

GPS SWIMMING PROGRAM

ORDER OF EVENTS Years 8 - 12

Event	Time	Name of event	Age group
1	3.00pm	400m Freestyle	All Age
2	3.09pm	200m Ind. Medley	All Age
3	3.15pm	50m Freestyle	13 Yrs & U
4	3.18pm	50m Freestyle	14 Yrs & U
5	3.21pm	50m Freestyle	15 Yrs & U
6	3.24pm	50m Freestyle	16 Yrs & U
7	3.27pm	50m Freestyle	Open
8	3.30pm	50m Backstroke	13 Yrs & U
9	3.33pm	50m Backstroke	14 Yrs & U
10	3.36pm	50m Backstroke	15 Yrs & U
11	3.39pm	50m Backstroke	16 Yrs & U
12	3.42pm	100m Backstroke	Open
13	3.45pm	100m Freestyle	13 Yrs & U
14	3.48pm	100m Freestyle	14 Yrs & U
15	3.51pm	100m Freestyle	15 Yrs & U
16	3.54pm	100m Freestyle	16 Yrs & U
17	3.57pm	100m Freestyle	Open
18	4.00pm	50m Breaststroke	13 Yrs & U
19	4.03pm	50m Breaststroke	14 Yrs & U
20	4.06pm	50m Breaststroke	15 Yrs & U
21	4.09pm	50m Breaststroke	16 Yrs & U
22	4.12pm	100m Breaststroke	Open
23	4.15pm	50m Butterfly	13 Yrs & U
24	4.18pm	50m Butterfly	14 Yrs & U
25	4.21pm	50m Butterfly	15 Yrs & U
26	4.24pm	50m Butterfly	16 Yrs & U
27	4.27pm	100m Butterfly	Open
28	4.30pm	200m Freestyle	13 Yrs & U
29	4.34pm	200m Freestyle	14 Yrs & U
30	4.38pm	200m Freestyle	15 Yrs & U
31	4.42pm	200m Freestyle	16 Yrs & U
32	4.46pm	200m Freestyle	Open
33	4.50pm	Medley Relay	13 Yrs & U
34	4.55pm	300m Freestyle Relay	13 Yrs & U
35	5.00pm	Medley Relay	14 Yrs & U
36	5.05pm	300m Freestyle Relay	14 Yrs & U
37	5.10pm	Medley Relay	15 Yrs & U
38	5.15pm	300m Freestyle Relay	15 Yrs & U
39	5.20pm	Medley Relay	16 Yrs & U
40	5.25pm	300m Freestyle Relay	16 Yrs & U
41	5.30pm	Medley Relay	Open
42	5.35pm	300m Freestyle Relay	Open
	5.45pm	Presentation of the Trophy	

GPS SWIMMING PROGRAM

RECORD HOLDERS Years 8 - 12

Event	Name of event	Record Time	Date	Name	School
1	400 Free	3:51.94	1991	K J Perkins	BBC
2	200 IM	2:05.91	5/03/2004	L Brodie	NC
3	13&U 50 Free	25.99	8/03/2013	B M Carlyon	BBC
4	14&U 50 Free	24.96	2000	D S C Cramb	BBC
5	15&U 50 Free	24.42	1993	R A Powells	BSHS
6	16&U 50 Free	23.98	1994	R A Powells	BSHS
7	50 Free	23.36	1988	A J Baildon	TSS
8	13&U 50 Back	28.70	10/03/2006	H B Taylor	ACGS
9	14&U 50 Back	28.61	9/03/2007	H B Taylor	ACGS
10	15&U 50 Back	28.13	6/03/2009	Z J Whenuaroa	NC
11	16&U 50 Back	27.34	4/03/2011	R C Gerlach	ACGS
12	100 Back	57.94	5/03/2004	L Brodie	NC
13	13&U 100 Free	57.02	6/03/2009	C F Fasala	IGS
14	14&U 100 Free	54.79	5/03/2010	C F Fasala	IGS
15	15&U 100 Free	52.96	5/03/2004	D J van Velden	BBC
16	16&U 100 Free	52.90	2/03/2012	C F Fasala	IGS
17	100 Free	51.09	1988	A J Baildon	TSS
18	13&U 50 Breast	33.06	2/03/2012	Z Stubblety Cook	ACGS
19	14&U 50 Breast	31.97	1992	R D Harrison	ACGS
20	15&U 50 Breast	30.88	2001	C D Sprenger	GT
21	16&U 50 Breast	30.29	1998	M E Riley	BGS
22	100 Breast	1:02.82	2003	C D Sprenger	GT
23	13&U 50 Fly	28.51	2003	J R Bruton	TSS
24	14&U 50 Fly	27.18	7/03/2008	Z J Whenuaroa	NC
25	15&U 50 Fly	26.09	6/03/2009	Z J Whenuaroa	NC
26	16&U 50 Fly	26.04	4/03/2011	A F Press	TSS
27	100 Fly	55.62	5/03/2010	C Fedrick	IGS
28	13&U 200 Free	2:04.49	1994	W B Guthrie	GT
29	14&U 200 Free	2:01.51	1993	S C Kennedy	NC
30	15&U 200 Free	1:57.22	5/03/2004	D J van Velden	BBC
31	16&U 200 Free	1:55.86	2001	N R Sprenger	GT
32	200 Free	1:52.29	2002	N R Sprenger	GT
33	13&U 200 Medley Relay	2:03.35	8/03/2013		BSHS
34	13&U 300 Free Relay	2:51.68	9/03/2005		BGS
35	14&U 200 Medley Relay	1:58.64	2/03/2012		TGS
36	14&U 300 Free Relay	2:40.34	10/03/2006		BGS
37	15&U 200 Medley Relay	1:54.27	4/03/2011		NC
38	15&U 300 Free Relay	2:33.41	9/03/2007		BGS
39	16&U 200 Medley Relay	1:51.61	8/03/2013		TSS
40	16&U 300 Free Relay	2:30.99	7/03/2008		BGS
41	200 Medley Relay	1:47.83	9/03/2007		TSS
42	300 Free Relay	2:25.80	6/03/2009		BGS

GPS SWIMMING START LIST - Years 8 - 12

Event 1 400 LC Metre Freestyle

To start at 3.00pm

GPS Record: 3:51.94 1991 K J Perkins – BBC

Lane	Name	Age	Team
1	O J Pye	17	IGS
2	M Carleton	17	ACGS
3	M J Mincham	18	TSS
4	J Seawright	17	GT
5	A Gough	17	BSHS
6	B A May	17	TGS
7	E R Mitchell	16	BBC
8	M Petersen	16	BGS
9	D McMillan	17	NC

Event 5 15 & Under 50 LC Metre Freestyle

To start at 3.21pm

GPS Record: 24.42 1993 R A Powells – BSHS

Lane	Name	Age	Team
1	B G Cawood	15	IGS
2	H Abeya	15	ACGS
3	L V Pearce	15	TSS
4	J Ferguson	15	GT
5	C McFaul	15	BSHS
6	B J Clarke	15	TGS
7	B D Stubbs	15	BBC
8	T Ryan	15	BGS
9	J B Herbert	15	NC

Event 2 200 LC Metre IM

To start at 3.09pm

GPS Record: 2:05.91 2004 L Brodie – NC

Lane	Name	Age	Team
1	D L Busch	18	IGS
2	Z Stubblety-Cook	15	ACGS
3	J A Parrish	17	TSS
4	L Neill	17	GT
5	M Ng	16	BSHS
6	A E Gibson	16	TGS
7	E Zhou	17	BBC
8	H Stubbs	16	BGS
9	C R Lewis	17	NC

Event 6 16 & Under 50 LC Metre Freestyle

To start at 3.24pm

GPS Record: 23.98 1994 R A Powells – BSHS

Lane	Name	Age	Team
1	M B Canham	16	IGS
2	J Camp	16	ACGS
3	S H Mackay-Payne	16	TSS
4	K Mc Inerney	16	GT
5	H Gray	15	BSHS
6	J W Loveday	16	TGS
7	B S Paties	16	BBC
8	E Crow	16	BGS
9	B D Flockhart	16	NC

Event 3 13 & Under 50 LC Metre Freestyle

To start at 3.15pm

GPS Record: 25.99 2013 B M Carlyon – BBC

Lane	Name	Age	Team
1	K R Welfare	13	IGS
2	C Smith	13	ACGS
3	Z A Maher	13	TSS
4	O Milne	13	GT
5	B Denning	13	BSHS
6	J L Sargood	13	TGS
7	J A Brouwers	13	BBC
8	M Adi	13	BGS
9	O S Diggles	13	NC

Event 7 50 LC Metre Freestyle

To start at 3.27pm

GPS Record: 23.36 1988 A J Baildon – TSS

Lane	Name	Age	Team
1	J A Cornwell	17	IGS
2	J Browne	18	ACGS
3	B T Heiniger	17	TSS
4	L Osborne	17	GT
5	T Rull	17	BSHS
6	C D Blackwood	17	TGS
7	C M Watkins	17	BBC
8	J Ryan	17	BGS
9	D Parker	17	NC

Event 4 14 & Under 50 LC Metre Freestyle

To start at 3.18pm

GPS Record: 24.96 2000 D S C Cramb – BBC

Lane	Name	Age	Team
1	F M Ford	14	IGS
2	M Freeman	14	ACGS
3	K J Lowe	14	TSS
4	T Kerby	14	GT
5	D Ashcroft	14	BSHS
6	T J Wilson	14	TGS
7	B M Carlyon	14	BBC
8	B Garbutt	14	BGS
9	J T Prosser	14	NC

Event 8 13 & Under 50 LC Metre Backstroke

To start at 3.30pm

GPS Record: 28.70 2006 H B Taylor – ACGS

Lane	Name	Age	Team
1	K R Welfare	13	IGS
2	J Abeya	13	ACGS
3	Z A Maher	13	TSS
4	T Dearlove	13	GT
5	O Boucher	13	BSHS
6	J L Sargood	13	TGS
7	L D Byrne	13	BBC
8	M Jones	13	BGS
9	O S Diggles	13	NC

GPS SWIMMING START LIST - Years 8 - 12

Event 9 14 & Under 50 LC Metre Backstroke

To start at 3.33pm

GPS Record: 28.61 2007 H B Taylor – ACGS

Lane	Name	Age	Team
1	M J Campbell	14	IGS
2	W Harris	14	ACGS
3	J T Rutherford	14	TSS
4	T Kerby	14	GT
5	C Oslington-Elliott	14	BSHS
6	F J Stewart	14	TGS
7	B M Carlyon	14	BBC
8	B Wang	14	BGS
9	W M Ellis	14	NC

Event 13 13 & Under 100 LC Metre Freestyle

To start at 3.45pm

GPS Record: 57.02 2009 C F Fasala – IGS

Lane	Name	Age	Team
1	L B McGowan	13	IGS
2	C Smith	13	ACGS
3	G W Nield	13	TSS
4	H Raymond	13	GT
5	L Harris	13	BSHS
6	D S Reilly	13	TGS
7	S R Kovac	13	BBC
8	M Jones	13	BGS
9	H Cotter	13	NC

Event 10 15 & Under 50 LC Metre Backstroke

To start at 3.36pm

GPS Record: 28.13 2009 Z J Whenuaroa – NC

Lane	Name	Age	Team
1	J W Ford	15	IGS
2	H Abeya	15	ACGS
3	R C Goodhew	15	TSS
4	J Ferguson	15	GT
5	B Milinkov	15	BSHS
6	L T Reilly	15	TGS
7	A Gantimuroff	15	BBC
8	C Ormrod	15	BGS
9	B J Woolf	15	NC

Event 14 14 & Under 100 LC Metre Freestyle

To start at 3.48pm

GPS Record: 54.79 2010 C F Fasala – IGS

Lane	Name	Age	Team
1	F M Ford	14	IGS
2	W Harris	14	ACGS
3	M J Osborn	14	TSS
4	D Gigovic	14	GT
5	L Gough	14	BSHS
6	T J Wilson	14	TGS
7	W Downes	14	BBC
8	B Wang	14	BGS
9	S A Coombes	14	NC

Event 11 16 & Under 50 LC Metre Backstroke

To start at 3.39pm

GPS Record: 27.34 2011 R C Gerlach – ACGS

Lane	Name	Age	Team
1	M B Canham	16	IGS
2	W Walsh	16	ACGS
3	S H Mackay-Payne	16	TSS
4	K McInerney	16	GT
5	D McConnell	16	BSHS
6	B J Oates	16	TGS
7	E R Mitchell	16	BBC
8	H Stubbs	16	BGS
9	J F O'Brien	16	NC

Event 15 15 & Under 100 LC Metre Freestyle

To start at 3.51pm

GPS Record: 52.96 2004 D J van Velden – BBC

Lane	Name	Age	Team
1	J W Ford	15	IGS
2	A Tchernegovski	15	ACGS
3	L V Pearce	15	TSS
4	C Windsor	15	GT
5	C McFaul	15	BSHS
6	B J Clarke	15	TGS
7	J White	15	BBC
8	M Adi	15	BGS
9	B J Woolf	15	NC

Event 12 100 LC Metre Backstroke

To start at 3.42pm

GPS Record: 57.94 2004 L Brodie – NC

Lane	Name	Age	Team
1	J A Cornwell	17	IGS
2	M Carleton	17	ACGS
3	J K Kersten	17	TSS
4	L Neill	17	GT
5	C Galvin	17	BSHS
6	C D Blackwood	17	TGS
7	E Zhou	17	BBC
8	J Parry	17	BGS
9	C R Lewis	17	NC

Event 16 16 & Under 100 LC Metre Freestyle

To start at 3.54pm

GPS Record: 52.90 2012 C F Fasala – IGS

Lane	Name	Age	Team
1	J T Scully	16	IGS
2	A Camp	16	ACGS
3	C Usher	16	TSS
4	L Townsend	16	GT
5	M Ng	16	BSHS
6	B J Oates	16	TGS
7	B S Paties	16	BBC
8	L Sommerville	16	BGS
9	J G Donovan	16	NC

GPS SWIMMING START LIST - Years 8 - 12

Event 17 100 LC Metre Freestyle

To start at 3.57pm

GPS Record: 51.09 1988 A J Baildon – TSS

Lane	Name	Age	Team
1	J P McFerran	17	IGS
2	J Taylor	16	ACGS
3	B T Heiniger	17	TSS
4	J Seawright	17	GT
5	T Rull	17	BSHS
6	B A May	17	TGS
7	E L Acworth	17	BBC
8	S Young	17	BGS
9	D Parker	17	NC

Event 21 16 & Under 50 LC Metre Breaststroke

To start at 4.09pm

GPS Record: 30.29 1998 M E Riley – BGS

Lane	Name	Age	Team
1	T K Barnett	16	IGS
2	J Camp	16	ACGS
3	C J van der Laan	16	TSS
4	L Townsend	16	GT
5	M Ng	16	BSHS
6	P R McNab	16	TGS
7	M Large	16	BBC
8	H Stubbs	16	BGS
9	J G Donovan	16	NC

Event 18 13 & Under 50 LC Metre Breaststroke

To start at 4.00pm

GPS Record: 33.06 2012 Z Stubblety-Cook – ACGS

Lane	Name	Age	Team
1	L B McGowan	13	IGS
2	J Abeya	13	ACGS
3	G W Nield	13	TSS
4	T Dearlove	13	GT
5	W Chan	13	BSHS
6	D S Reilly	13	TGS
7	L D Byrne	13	BBC
8	T Eccleston	13	BGS
9	E J Robbins	13	NC

Event 22 100 LC Metre Breaststroke

To start at 4.12pm

GPS Record: 1:02.82 2003 C D Sprenger – GT

Lane	Name	Age	Team
1	D L Busch	18	IGS
2	A Cumming	16	ACGS
3	G J Bell	17	TSS
4	L Neill	17	GT
5	W Chan	17	BSHS
6	A E Gibson	16	TGS
7	E Zhou	17	BBC
8	H Crow	16	BGS
9	C R Lewis	17	NC

Event 19 14 & Under 50 LC Metre Breaststroke

To start at 4.03pm

GPS Record: 31.97 1992 R D Harrison – ACGS

Lane	Name	Age	Team
1	J Busch	14	IGS
2	M Binks	14	ACGS
3	F M Baildon	14	TSS
4	J Ruff	14	GT
5	D Ashcroft	14	BSHS
6	J J Smith	14	TGS
7	W Downes	14	BBC
8	B Garbutt	14	BGS
9	S A Coombes	14	NC

Event 23 13 & Under 50 LC Metre Butterfly

To start at 4.15pm

GPS Record: 28.51 2003 J R Bruton – TSS

Lane	Name	Age	Team
1	K R Welfare	13	IGS
2	J Taylor	13	ACGS
3	G W Nield	13	TSS
4	O Milne	13	GT
5	L Harris	13	BSHS
6	J L Sargood	13	TGS
7	L D Byrne	13	BBC
8	M Jones	13	BGS
9	H Cotter	13	NC

Event 20 15 & Under 50 LC Metre Breaststroke

To start at 4.06pm

GPS Record: 30.88 2001 C D Sprenger – GT

Lane	Name	Age	Team
1	R C Maskelyne	15	IGS
2	Z Stubblety-Cook	15	ACGS
3	R C Goodhew	15	TSS
4	D Bell	15	GT
5	C Parberry	15	BSHS
6	L T Reilly	15	TGS
7	M j Patullo	15	BBC
8	M Adi	15	BGS
9	C W Cox	15	NC

Event 24 14 & Under 50 LC Metre Butterfly

To start at 4.18pm

GPS Record: 27.18 2008 Z J Whenuaroa – NC

Lane	Name	Age	Team
1	J Lee	14	IGS
2	M Freeman	14	ACGS
3	K J Lowe	14	TSS
4	D Gigovic	14	GT
5	D Ashcroft	14	BSHS
6	F J Stewart	14	TGS
7	B M Carlyon	14	BBC
8	B Garbutt	14	BGS
9	J T Prosser	14	NC

GPS SWIMMING START LIST - Years 8 - 12

Event 25 15 & Under 50 LC Metre Butterfly

To start at 4.21pm

GPS Record: 26.09 2009 Z J Whenuaroa – NC

Lane	Name	Age	Team
1	J W Ford	15	IGS
2	A Tchemegovski	15	ACGS
3	L V Pearce	15	TSS
4	J Ferguson	15	GT
5	C Parberry	15	BSHS
6	L T Reilly	15	TGS
7	A Gantimuroff	15	BBC
8	M Adi	15	BGS
9	C W Cox	15	NC

Event 29 14 & Under 200 LC Metre Freestyle

To start at 4.34pm

GPS Record: 2:01.51 1993 S C Kennedy – NC

Lane	Name	Age	Team
1	M J Campbell	14	IGS
2	W Harris	14	ACGS
3	M J Osborn	14	TSS
4	D Gigovic	14	GT
5	L Gough	14	BSHS
6	T J Wilson	14	TGS
7	W Downes	14	BBC
8	B Wang	14	BGS
9	S A Coombes	14	NC

Event 26 16 & Under 50 LC Metre Butterfly

To start at 4.24pm

GPS Record: 26.04 2011 A F Press – TSS

Lane	Name	Age	Team
1	M B Canham	16	IGS
2	J Camp	16	ACGS
3	C Usher	16	TSS
4	T Proberts	16	GT
6	C J Carswell	16	TGS
7	B S Paties	16	BBC
8	N Ebzery	16	BGS
9	B J Clough	16	NC

Event 30 15 & Under 200 LC Metre Freestyle

To start at 4.38pm

GPS Record: 1:57.22 2004 D J van Velden – BBC

Lane	Name	Age	Team
1	K J Bilzon	15	IGS
2	Z Stubblety-Cook	15	ACGS
3	E D Cole	15	TSS
4	C Windsor	15	GT
5	C McFaul	15	BSHS
6	B J Clarke	15	TGS
7	A Gantimuroff	15	BBC
8	C Ormrod	15	BGS
9	J B Herbert	15	NC

Event 27 100 LC Metre Butterfly

To start at 4.27pm

GPS Record: 55.62 2010 C Fedrick – IGS

Lane	Name	Age	Team
1	J A Cornwell	17	IGS
2	J Taylor	16	ACGS
3	D J Richardson	17	TSS
4	L Osborne	17	GT
5	A Gough	17	BSHS
6	B A May	17	TGS
7	C M Watkins	17	BBC
8	S Young	17	BGS
9	D Parker	17	NC

Event 31 16 & Under 200 LC Metre Freestyle

To start at 4.42pm

GPS Record: 1:55.86 2001 N R Sprenger – GT

Lane	Name	Age	Team
1	J T Scully	16	IGS
2	W Walsh	16	ACGS
3	C Usher	16	TSS
4	L Townsend	16	GT
5	H Gray	15	BSHS
6	B J Oates	16	TGS
7	E R Mitchell	16	BBC
8	M Petersen	16	BGS
9	J B Gilliland	16	NC

Event 28 13 & Under 200 LC Metre Freestyle

To start at 4.30pm

GPS Record: 2:04.49 1994 W B Guthrie – GT

Lane	Name	Age	Team
1	L B McGowan	13	IGS
2	C Smith	13	ACGS
3	Z A Maher	13	TSS
4	T Dearlove	13	GT
5	C Mitchell	13	BSHS
6	D S Reilly	13	TGS
7	J Somerville	13	BBC
8	M Adi	13	BGS
9	H Cotter	13	NC

Event 32 200 LC Metre Freestyle

To start at 4.46pm

GPS Record: 1:52.29 2002 N R Sprenger – GT

Lane	Name	Age	Team
1	O J Pye	17	IGS
2	M Carleton	17	ACGS
3	M J Mincham	18	TSS
4	J Seawright	17	GT
5	A Gough	17	BSHS
6	C D Blackwood	17	TGS
7	E L Acworth	17	BBC
8	S Young	17	BGS
9	D McMillan	17	NC

GPS SWIMMING START LIST - Years 8 - 12

Event 33 13 & Under 200 LC Metre Medley Relay

To start at 4.50pm

GPS Record: 2:03.35 2013

BSHS

Lane	Team	Relay
1	IGS	_____
	1) L B McGowan 13	2) C R Bilzon 13
	3) K R Welfare 13	4) K R Burton 13
2	ACGS	_____
	1) J Abeya 13	2) B Macdonald 13
	3) J Taylor 13	4) J Synnott 13
3	TSS	_____
	1) Z A Maher 13	2) G W Nield 13
	3) J C Jones 13	4) B F Kinivan 13
4	GT	_____
	1) R Donaldson 13	2) T Dearlove 13
	3) O Milne 13	4) H Raymond 13
5	BSHS	_____
	1) O Boucher 13	(2) W Chan 13
	3) L Harris 13	4) B Denning 13
6	TGS	_____
	1) C J Lyons 13	2) D S Reilly 13
	3) T M Kelk 13	4) J L Sargood 13
7	BBC	_____
	1) _____	2) H A Walker 13
	3) A Flintoff 13	4) S Munro 13
8	BGS	_____
	1) M Jones 13	2) T Eccleston 13
	3) M Adi 13	4) W Su 13
9	NC	_____
	1) J A McLeod 13	2) K A Cowman 13
	3) S D Wiseman 13	4) F J Hearn 13

Event 35 14 & Under 200 LC Metre Medley Relay

To start at 5.00pm

GPS Record: 1:58.64 2012

TGS

Lane	Team	Relay
1	IGS	_____
	1) D P Johnston 14	2) L B Danaher 14
	3) F J Smart 14	4) J A Cameron 14
2	ACGS	_____
	1) W Harris 14	2) R Liew 14
	3) M Freeman 14	4) Q Rashford 14
3	TSS	_____
	1) J T Rutherford 14	2) L W Bruce 14
	3) W K Thilwind 14	4) J Hopkins 14
4	GT	_____
	1) T Kerby 14	2) J Sparksman 14
	3) D Gigovic 14	4) J Ruff 14
5	BSHS	_____
	1) C Oslington-Elliott 14	2) D Ashcroft 14
	3) L Gough 14	4) C Williams 14
6	TGS	_____
	1) T J Wilson 14	2) J J Smith 14
	3) F J Stewart 14	4) S V Reddan 14
7	BBC	_____
	1) B Nahrung 14	2) W Finlay 14
	3) H Harvey 14	4) I J McLean 14
8	BGS	_____
	1) B Wang 14	2) B Garbutt 14
	3) T Morgan 14	4) N Siganto 14
9	NC	_____
	1) W M Ellis 14	2) S A Coombes 14
	3) J T Prosser 14	4) W Bhujel 14

Event 34 13 & Under 300 LC Metre Freestyle Relay

To start at 4.55pm

GPS Record: 2:51.68 2005

BGS

Lane	Team	Relay
1	IGS	_____
	1) A E Owen 13	2) G R Carpenter 13
	3) A N Cooper 13	4) M J Fearon 13
2	ACGS	_____
	1) C Smith 13	2) H Steel 13
	3) B Carrick 13	4) M Herring 13
3	TSS	_____
	1) Z B Baltus 13	2) T J Rigby 13
	3) M K Kersten 13	4) C J Meuleman 13
4	GT	_____
	1) W Roach 13	2) D Egan 13
	3) T Reeves 13	4) C Williamson 13
5	BSHS	_____
	1) C Mitchell 13	2) S McKenzie 13
	3) L Waldie 13	4) S Bartlett 13
6	TGS	_____
	1) J B Ridley 13	2) L W Smith 13
	3) J R Elmes 13	4) P S Geary 13
7	BBC	_____
	1) J A Brouwers 13	2) S R Kovac 13
	3) J Somerville 13	4) J Gallagher 13
8	BGS	_____
	1) G Christie 13	2) S Bebb 13
	3) A Saggars 13	4) E Blue 13
9	NC	_____
	1) O S Diggles 13	2) H Cotter 13
	3) H G Brown 13	4) M M Briggs 13

Event 36 14 & Under 300 LC Metre Freestyle Relay

To start at 5.05pm

GPS Record: 2:40.34 2006

BGS

Lane	Team	Relay
1	IGS	_____
	1) M J Campbell 14	2) J G Runnegar 14
	3) J Busch 14	4) J Lee 14
2	ACGS	_____
	1) D Hansen 14	2) M Binks 14
	3) B Carleton 14	4) T Hughes 14
3	TSS	_____
	1) K J Lowe 14	2) F M Baildon 14
	3) M J Osborn 14	4) T H Fuhrmann 14
4	GT	_____
	1) L Mortensen 14	2) N Egan 14
	3) R Townsend 14	4) D Mackie 14
5	BSHS	_____
	1) H Roh 14	2) A Nguyen 14
	3) L Haddock 14	4) B Sun 14
6	TGS	_____
	1) E J Rattray 14	2) F S Halfpenny 14
	3) W E Owen 14	4) A I Waite 14
7	BBC	_____
	1) W Downes 14	2) Z J Nicol 14
	3) L J Trew 14	4) X Fletcher 14
8	BGS	_____
	1) M Cochrane 14	2) J Appleyard 14
	3) J Bragg 14	4) J Holzgrefe 14
9	NC	_____
	1) F K Nicholls 14	2) T S Krause 14
	3) T J McAlpine 14	4) S C Begley 14

PROGRAM CORRECT AT TIME OF PRINTING

GPS SWIMMING START LIST - Years 8 - 12

Event 37 15 & Under 200 LC Metre Medley Relay

To start at 5.10pm

GPS Record: 1:54.27 2011 NC

Lane	Team	Relay
1	IGS	_____
	1) J W Ford 15	2) R C Maskelyne 15
	3) J L Day 15	4) B G Cawood 15
2	ACGS	_____
	1) H Abeya 15	2) Z Stubblety-Cook 15
	3) A Tchernegovski 15	4) D Pool 15
3	TSS	_____
	1) R C Goodhew 15	2) R Hirose 15
	3) L V Pearce 15	4) E D Cole 15
4	GT	_____
	1) H Richards 15	2) C Windsor 15
	3) D Bell 15	4) J Ferguson 15
5	BSHS	_____
	1) B Milinkov 15	2) C Parberry 15
	3) J Lello 15	4) C McFaul 15
6	TGS	_____
	1) L T Reilly 15	2) B J Clarke 15
	3) N B Jones 15	4) J G Anderson 15
7	BBC	_____
	1) F J Morrison 14	2) M Lummis 14
	3) O S Quinn 14	4) S Whiting 15
8	BGS	_____
	1) C Ormrod 15	2) M Adi 15
	3) E Gillan 15	4) T Ryan 15
9	NC	_____
	1) T J Carrick 14	2) P J Lynch 15
	3) T T Sykes 14	4) T G Grech 14

Event 39 16 & Under 200 LC Metre Medley Relay

To start at 5.20pm

GPS Record: 1:51.61 2013 TSS

Lane	Team	Relay
1	IGS	_____
	1) M B Canham 16	2) T K Barnett 16
	3) J T Scully 16	4) A J Post 16
2	ACGS	_____
	1) W Walsh 16	2) A Camp 16
	3) J Camp 16	4) L Rowan 16
3	TSS	_____
	1) T A Underwood 16	2) C J van der Laan 16
	3) C Usher 16	4) S H Mackay-Payne 16
4	GT	_____
	1) R Kelly 16	2) L Derlagen 16
	3) T Harden 16	4) C Moltoni 16
5	BSHS	_____
	1) D McConnell 16	2) M Ng 16
	3) H Gray 15	4) M Head 16
6	TGS	_____
	1) B J Oates 16	2) P R McNab 16
	3) C J Carswell 16	4) J W Loveday 16
7	BBC	_____
	1) K Strachan 16	2) C Starky 16
	3) M A Rose 16	4) S Hu 16
8	BGS	_____
	1) H Wyer 16	2) H Stubbs 16
	3) N Ebzery 16	4) E Craw 16
9	NC	_____
	1) J F O'Brien 16	2) J B Gilliland 16
	3) B J Clough 16	4) O J Price 16

Event 38 15 & Under 300 LC Metre Freestyle Relay

To start at 5.15pm

GPS Record: 2:33.41 2007 BGS

Lane	Team	Relay
1	IGS	_____
	1) K J Bilzon 15	2) B M Ellis 15
	3) B J Parsonage 15	4) L H Martin 15
2	ACGS	_____
	1) M McGregor 15	2) H Van Buuren 15
	3) B Sloan 15	4) N Holt 15
3	TSS	_____
	1) J L Hardy 15	2) K M Barry 15
	3) J G Giles 15	4) J G Jones 15
4	GT	_____
	1) T Loudon 15	2) C Dollar 15
	3) A Smith 15	4) W Zuill 15
5	BSHS	_____
	1) J Bailey 15	2) J Hogendoorn 15
	3) J Freeman 15	4) B LI 15
6	TGS	_____
	1) J A Hanna 15	2) N T Wagner 14
	3) S J Penhaligon 15	4) B J Salisbury 15
7	BBC	_____
	1) A Gantimuroff 15	2) J White 15
	3) M j Patullo 15	4) D R Beames 15
8	BGS	_____
	1) M Mower 15	2) I Stanislaus 15
	3) P Hogan 15	4) D Johns 15
9	NC	_____
	1) J B Cilliers 15	2) B R Woodward 15
	3) C W Cox 15	4) J B Herbert 15

Event 40 16 & Under 300 LC Metre Freestyle Relay

To start at 5.25pm

GPS Record: 2:30.99 2008 BGS

Lane	Team	Relay
1	IGS	_____
	1) A C Langdale 16	2) C B Fritz 16
	3) J M Sheridan 16	4) C D Kimmorley 15
2	ACGS	_____
	1) J Findlay 16	2) M Davenport 16
	3) N Cockerill 16	4) H Haddock 16
3	TSS	_____
	1) S Goadby 16	2) D J O'Neill 16
	3) S I Sandeman 16	4) B R Thornburgh 16
4	GT	_____
	1) L Townsend 16	2) T Proberts 16
	3) K McInerney 16	4) K Osborne 16
5	BSHS	_____
	1) M Nguyen 16	2) J Burgess 16
	3) B McKenzie 16	4) J Davidson 16
6	TGS	_____
	1) K M Oates 15	2) J S Parkinson 16
	3) T M Rackemann 16	4) F M Gourlay 16
7	BBC	_____
	1) B S Paties 16	2) A M Russell 16
	3) M Large 16	4) M K Van Dijk 16
8	BGS	_____
	1) M Hensen 16	2) J Stilwell 16
	3) S Eiszele 16	4) M Petersen 16
9	NC	_____
	1) B T Herrign 16	2) B D Flockhart 16
	3) J G Donovan 16	4) C B Kimeklis 16

PROGRAM CORRECT AT TIME OF PRINTING

GPS SWIMMING START LIST - Years 8 - 12

Event 41 200 LC Metre Medley Relay

To start at 5.30pm

GPS Record: 1:47.83 2007

TSS

Lane	Team	Relay
1	IGS	_____
	1) J A Cornwell 17	2) D L Busch 18
	3) J P McFerran 17	4) C C Cawood 17
2	ACGS	_____
	1) M Carleton 17	2) A Cumming 16
	3) J Taylor 16	4) J Browne 18
3	TSS	_____
	1) J K Kersten 17	2) G J Bell 17
	3) D J Richardson 17	4) B T Heiniger 17
4	GT	_____
	1) L Neill 17	2) J Zuill 17
	3) L Osborne 17	4) J Seawright 17
5	BSHS	_____
	1) C Galvin 17	2) W Chan 17
	3) A Gough 17	4) T Rull 17
6	TGS	_____
	1) C D Blackwood 17	2) A E Gibson 16
	3) B A May 17	4) H R Freer 18
7	BBC	_____
	1) H J Bates 17	2) H T Finucan 17
	3) W Gibson 17	4) A N Finlay 17
8	BGS	_____
	1) J Parry 17	2) H Craw 16
	3) S Young 17	4) J Ryan 17
9	NC	_____
	1) J D Whenuaroa 18	2) A P Cowman 16
	3) C J Ryan 17	4) H C Foster 17

Event 42 300 LC Metre Freestyle Relay

To start at 5.35pm

GPS Record: 2:25.80

2009 BGS

Lane	Team	Relay
1	IGS	_____
	1) O J Pye 17	2) M White 17
	3) C T Rafferty 17	4) D E Dreyer 17
2	ACGS	_____
	1) I Freeman 17	2) E Lavell 17
	3) S Bardsley 17	4) M Valentine 17
3	TSS	_____
	1) J R Neilsen 17	2) S B Horton 18
	3) L M Colquhoun 18	4) N L Ruan 18
4	GT	_____
	1) C Carsley 17	2) H Havers 17
	3) M Maranta 17	4) P Whittaker 17
5	BSHS	_____
	1) H Morris 18	2) J Powys 17
	3) L Kinzett 18	4) C O'Hara 17
6	TGS	_____
	1) J P Gordon 17	2) M G Orbell 18
	3) S M Stevens 17	4) C D Scott 17
7	BBC	_____
	1) E Zhou 17	2) E L Acworth 17
	3) F L Cavallo 17	4) J R Coulthard 18
8	BGS	_____
	1) B Wang 17	2) S Torta 17
	3) N Henderson 17	4) C Wyer 17
9	NC	_____
	1) D Parker 17	2) D McMillan 17
	3) J W Lindsay 17	4) J G Smith 17

PROGRAM CORRECT AT TIME OF PRINTING

NOTES

CHAMPION SCHOOL Years 8 - 12

SCORING SHEET

EVENT	AGE GROUP	LANE 1	LANE 2	LANE 3	LANE 4	LANE 5	LANE 6	LANE 7	LANE 8	LANE 9	TIME
		IGS	ACGS	TSS	GT	BSHS	TGS	BBC	BGS	NC	
400m Freestyle	All Age										
200m Ind. Medley	All Age										
50m Freestyle	13 Yrs & U										
50m Freestyle	14 Yrs & U										
50m Freestyle	15 Yrs & U										
50m Freestyle	16 Yrs & U										
50m Freestyle	Open										
50m Backstroke	13 Yrs & U										
50m Backstroke	14 Yrs & U										
50m Backstroke	15 Yrs & U										
50m Backstroke	16 Yrs & U										
100m Backstroke	Open										
100m Freestyle	13 Yrs & U										
100m Freestyle	14 Yrs & U										
100m Freestyle	15 Yrs & U										
100m Freestyle	16 Yrs & U										
100m Freestyle	Open										
50m Breaststroke	13 Yrs & U										
50m Breaststroke	14 Yrs & U										
50m Breaststroke	15 Yrs & U										
50m Breaststroke	16 Yrs & U										
100m Breaststroke	Open										
50m Butterfly	13 Yrs & U										
50m Butterfly	14 Yrs & U										
50m Butterfly	15 Yrs & U										
50m Butterfly	16 Yrs & U										
100m Butterfly	Open										
200m Freestyle	13 Yrs & U										
200m Freestyle	14 Yrs & U										
200m Freestyle	15 Yrs & U										
200m Freestyle	16 Yrs & U										
200m Freestyle	Open										
Medley Relay	13 Yrs & U										
300m Freestyle Relay	13 Yrs & U										
Medley Relay	14 Yrs & U										
300m Freestyle Relay	14 Yrs & U										
Medley Relay	15 Yrs & U										
300m Freestyle Relay	15 Yrs & U										
Medley Relay	16 Yrs & U										
300m Freestyle Relay	16 Yrs & U										
Medley Relay	Open										
300m Freestyle Relay	Open										

POINTS - Individual Events and Relays 10, 8, 7, 6, 5, 4, 3, 2, 1

CHAMPION SCHOOLS - SWIMMING

FIRST THREE SCHOOLS

1918	Gregory Terrace	1977	Brisbane Grammar School, Brisbane State High School, Ipswich Grammar School
1919	Gregory Terrace	1978	Brisbane State High School, Brisbane Grammar School, Gregory Terrace
1920	Brisbane Grammar School	1979	Brisbane State High School, Brisbane Grammar School, The Southport School
1921	Gregory Terrace	1980	Brisbane State High School, Brisbane Grammar School, Gregory Terrace
1922	The Southport School	1981	Brisbane State High School, Brisbane Grammar School, Gregory Terrace
1923	Nudgee College	1982	Brisbane State High School, Gregory Terrace, Brisbane Grammar School
1924	Brisbane Grammar School	1983	Brisbane State High School, Gregory Terrace, Brisbane Grammar School
1925	Brisbane Grammar School	1984	Brisbane State High School, Church of England Grammar School, Brisbane Grammar School
1926	Brisbane Grammar School	1985	Brisbane State High School, Gregory Terrace, Brisbane Grammar School
1927	Brisbane Grammar School	1986	Brisbane State High School, Gregory Terrace, Brisbane Grammar School
1928	Brisbane Grammar School	1987	Gregory Terrace, Brisbane State High School, Brisbane Grammar School
1929	Brisbane Grammar School	1988	Gregory Terrace, Brisbane Grammar School, Brisbane State High School
1930	Church of England Grammar School	1989	Gregory Terrace, Brisbane State High School, Brisbane Grammar School
1931	Brisbane Grammar School	1990	Gregory Terrace, Brisbane State High School, Anglican Church Grammar School
1932	No Competition	1991	Gregory Terrace, Brisbane Grammar School, Anglican Church Grammar School
1933	Brisbane State High School	1992	Nudgee College, Brisbane State High School, Anglican Church Grammar School
1934	Brisbane Grammar School	1993	Nudgee College, Brisbane State High School, Anglican Church Grammar School
1935	Toowoomba Grammar School	1994	Nudgee College, Brisbane Grammar School, Gregory Terrace
1936	Brisbane Grammar School	1995	Nudgee College, Anglican Church Grammar School, Gregory Terrace
1937	Church of England Grammar School	1996	Nudgee College, Gregory Terrace, Brisbane Grammar School
1938	No Competition	1997	Nudgee College, Brisbane Grammar School, Gregory Terrace
1939	Church of England Grammar School	1998	Nudgee College, The Southport School, Brisbane Grammar School
1940	Church of England Grammar School	1999	Nudgee College, Brisbane Boys' College, Brisbane Grammar School
1941	Church of England Grammar School	2000	Nudgee College, Brisbane Grammar School, Gregory Terrace
1942	No Competition	2001	Nudgee College, Brisbane Grammar School, Gregory Terrace
1943	Church of England Grammar School	2002	Nudgee College, Brisbane Grammar School, Ipswich Grammar School
1944	Church of England Grammar School	2003	Nudgee College, Ipswich Grammar School, The Southport School
1945	Church of England Grammar School	2004	The Southport School, Nudgee College, Ipswich Grammar School
1946	Church of England Grammar School	2005	The Southport School, Nudgee College, Brisbane Grammar School
1947	Church of England Grammar School	2006	Nudgee College, The Southport School, Gregory Terrace
1948	Church of England Grammar School	2007	The Southport School, Nudgee College, Gregory Terrace
1949	Church of England Grammar School, Gregory Terrace	2008	The Southport School, Nudgee College, Anglican Church Grammar School
1950	Church of England Grammar School	2009	Nudgee College, The Southport School, Brisbane Grammar School
1951	No Competition	2010	Nudgee College, Brisbane Grammar School, The Southport School
1952	Gregory Terrace	2011	Nudgee College, Anglican Church Grammar School, The Southport School
1953	Gregory Terrace, Brisbane Boys' College, Church of England Grammar School	2012	Nudgee College, The Southport School, Brisbane Grammar School
1954	Gregory Terrace & Nudgee College (Tie first), Church of England Grammar School	2013	The Southport School, Nudgee College, Toowoomba Grammar School
1955	Gregory Terrace, Church of England Grammar School, Nudgee College		
1956	Church of England Grammar School		
1957	Gregory Terrace		
1958	Gregory Terrace		
1959	Gregory Terrace		
1960	Church of England Grammar School, Gregory Terrace, Nudgee College		
1961	Church of England Grammar School, Brisbane Grammar School, The Southport School		
1962	Church of England Grammar School, Gregory Terrace, Brisbane Grammar School		
1963	Church of England Grammar School, Brisbane Grammar School, Gregory Terrace		
1964	Church of England Grammar School, Nudgee College, Brisbane State High School		
1965	Church of England Grammar School, Gregory Terrace, Brisbane State High School		
1966	No Competition		
1967	No Competition		
1968	Brisbane State High School, Gregory Terrace, Church of England Grammar School		
1969	Brisbane State High School, Church of England Grammar School, Brisbane Grammar School		
1970	Gregory Terrace, Brisbane State High School, Brisbane Grammar School		
1971	Brisbane Grammar School, Gregory Terrace, Brisbane State High School		
1972	Brisbane Grammar School, Gregory Terrace, Church of England Grammar School		
1973	Brisbane Grammar School, Church of England Grammar School, Gregory Terrace		
1974	Brisbane Grammar School, Gregory Terrace, Church of England Grammar School		
1975	Brisbane Grammar School, Brisbane State High School, Church of England Grammar School		
1976	Brisbane Grammar School, Brisbane State High School, Church of England Grammar School		

•No records of minor placings – 1948 and prior, 1950, 1952, 1956 – 1959.

GPS SWIMMING - HISTORY OF RESULTS

Note: No competition held in 1938, 1942, 1951, 1966, 1967. Current Record Holder = ®

400 Metre Freestyle - Open

Date	First	Second	Third	Fourth	Fifth	Time
1928	B. Butcher (TSS)	K. Sylow (BGS)	W. Harding (IGS)			6.52
1929	J. Cran (TSS)	R. Spencer (GT)	R. Fraser (CEGS)			6.291/5
1930	R. Canham (CEGS)	N. Wnght (TGS)	J. Crombie (TSS)			6.12 4/5
1931	R. Spencer (GT)	C. Harland (BGS)	J. Crombie (TSS)			6.21
1933	T. Long (BSHS)	K. McAlpine (TGS)	T. Barbat (BGS)			5.53 1/5
1934	W. Watts (BBC)	O.W. Salkeld (BGS)	J. Elliot (BSHS)			6.214/5
1935	J.A. Hayes (BGS)	B. Mulcahy (GT)	E. Muller (TGS)			6.27
1936	B. Muicaby (GT)	M. Gallagher (NC)	D. Bell (BGS)	F. Hughes (TSS)	D. Ryder (CEGS)	6.2 2/5
1937	W. Moreton (TGS)	R. Cilento (CEGS)	H. Mitchell (BGS)	E. Johnstone (NC)	E. Molle (TSS)	6.17
1938	No Competition					
1939	J. Mactaggart (CEGS)	E.J. Molle (TSS)	B. Keefle (NC)	R.H. Coates (BBC)	G.W. Volter (GT)	5.35 4/5
1940	R.A. McGregor (CEGS)	J.A. Bell (TSS)	T. Griffiths (TGS)	A. Hodel (NC)	R.J. Grant (GT)	6.5 1/5
1941	A. Davidson (CEGS)	J.A. Bell (TSS)	A. Hodel (NC)	R.G. Mitchell (BGS)	J. Parkinson (TGS)	5.49 4/5
1943	P. Mactaggart (CEGS)	C.A. Hoey (BBC)	R. Fogarty (TGS)	G.M. Pringle (IGS)		6.0
1944	C.A. Hoey (BBC)	A.I. Wright (CEGS)	B. Hall (NC)	G.B. Schooley (TSS)	F.W. Heron (BGS)	6.10 2/5
1945	J. Falconer (CEGS)	F. Gardiner (BGS)	J. Card (TGS)	C.L. Cilento (BBC)	J.N. Graham (GT)	5.59 4/5
1946	J. Falconer (CEGS)	W. Hanrick (TSS)	A.F. Hodgson (GT)	D. McAuliffe (NC)	W.R. Dowd (BBC)	6.103/10
1947	R.C. Rogers (CEGS)	T. Eady (TSS)	D. Michael (BSHS)	A.F. Hodgson (GT)	R. Colbert (TGS)	5.43 1/2
1948	R.C. Rogers (CEGS)	T. Eady (TSS)	R. Hogarth (BSHS)	M. Trennery (TGS)	L.A. Eady (BGS)	5.433/10
1949	Pl. Womham (CEGS)	N.R. Smith (BBC)	R. Hogarth (BSHS)	M. Trennery (TGS)	J. Boast (BGS)	5.42 4/5
1950	Pl. Womham (CEGS)	N.R. Smith (BBC)	T.A. Hickey (GT)	V.A. Doig (BGS)	D. Owens (NC)	5.44 8/10
1952	C.J. Weld (GT)	B. Griffiths (CEGS)	B. Cariton-Smith (NC)	E.G. Groom (BBC)	J. Kingston (TSS)	5.34 2/10
1953	C.J. Weld (GT)	E. Groom (BBC)	D. Connors (CEGS)	J. McCarthy (NC)	G. Quinn (BGS)	5.20 6/10
1954	N.M. Cooke (GT)	D. Connors (CEGS)	D.E. Palm (BBC)	A. Sharpe (IGS)	G. Quinn (BGS)	5.25 1/10
1955	P. Andersen (GT)	T.C. Cichero (BGS)	M. Barwick (NC)	T. Delugar (BBC)	J.W. Hanley (CEGS)	5.6 9/10
1956	T.C. Cichero (BGS)	R. Murray (GT)	J. McLeod (CEGS)	M. Barwick (NC)	R. Meyers (BBC)	5.103/5
1957	P. Andersen (GT)	J.C. McLeod (CEGS)	M. Barwick (NC)	D. McCarthy (BBC)	P.R. Beal (BGS)	5.3
1958	J. Dunsdon (GT)	K. Fredericks (NC)	P.C. Wippell (CEGS)	D. McCarthy (BBC)	N. Potts (BGS)	4.57 3/5
1959	J.T. Dunsdon (GT)	K. Fredericks (NC)	G. Wainwright (BGS)	E. Graham (BBC)	P. Wippell (CEGS)	4.53 1/5
1960	N.W. Reynolds (CEGS)	H. Orth (TGS)	J. Fingleton (GT)	R. McMahon (NC)	R. Beaver (BGS)	4.45 1/2
1961	H. Orth (IGS)	C. Leagh-Murray (BGS)	B. Munro (CEGS)	A. Long (TSS)	G. Banks (TGS)	4.55 7/10
1962	N.W. Reynolds (CEGS)	R. Simpson (BSHS)	M. Hay (TGS)	R. Fingleton (GT)	W. Bligh (TSS)	4.56 1/5
1963	N.W. Reynolds (CEGS)	R. Simpson (BSHS)	H. Robertson (TSS)	D. Milburn (GT)	J.A. Thorpe (BGS)	4:50
1964	P.J. Lacey (CEGS)	G. Rayner (BSHS)	J.E. Frayne (NC)	H. Robertson (TSS)	J.C. Dixon (IGS)	4:54.7
1965	G. Rayner (BSHS)	R.N. Sweetman (CEGS)	R. Baumann (BGS)	J. Dixon (IGS)	T.A. Lipscomb (NC)	4:53.7
1968	G. Feuerriegel (BSHS)	G.E. Short (BGS)	D.M. Ryland (BBC)	D.G. Goodchild (CEGS)	P.W. Morrow (TGS)	4:39.2
1969	G. Brough (TSS)	G. Short (BGS)	N. Proctor (GT)	D. Ryland (BBC)	P. Newbold (BSHS)	4:34.1
1970	P. Glasziou (BSHS)	R. Hutton (BGS)	N. Proctor (GT)	A. Shean (GT)	R. Frail (TSS)	4:29.9
1971	J. Van Opendenbosch (GT)	P. Glasziou (BSHS)	R. Hutton (BGS)	G.R. Langdon (BBC)	I.W. McAlister (CEGS)	4:27.4
1972	J. Van Opendenbosch (GT)	N.W. Martin (BGS)	S. Smith (BSHS)	R. Lalor (NC)	P. Reaburn (TSS)	4:23.2
1973	J. Van Opendenbosch (GT)	C. Crozier (BSHS)	C. Webb (BGS)	R. McPaul (CEGS)	W. Barrett (TGS)	4:20
1974	T. Monroe (BSHS)	R. Raeburn (TSS)	M. Gosney (CEGS)	R. McGregor (BGS)	C. Green (BBC)	4:41
1975	R. Jones (GT)	M. Steel (BSHS)	R. McGregor (BGS)	N.M. Kemp (CEGS)	C.D. Going (BBC)	4:35.8
1976	S. Harris (BSHS)	R. Thams (BGS)	C.D. Seawright (TGS)	S.R. Barber (TSS)	A. Eisentrager (GT)	4:24.4
1977	D.J. Atkins (BSHS)	G.A. Byram (CEGS)	G. Bendeich (BGS)	C.D. Seawright (TGS)	C. Johnson (GT)	4:39
1978	L.P. Hogg (BSHS)	A. Sambrook (BGS)	R. Morrison (GT)	A. Byram (CEGS)	J.W. Ardrion (IGS)	4:24.4
1979	R. Clarke (BSHS)	A. Sambrook (BGS)	J. Ardrion (IGS)	P. Duncan (NC)	L.C. Muir (TSS)	4:16.07
1980	L.P. Hogg (BSHS)	A. Sambrook (BGS)	A.M. MacLachlan (TSS)	A.G. Lee (CEGS)	J.W. Ardrion (IGS)	4:16.6
1981	A.M. Wilson (BSHS)	A.M. MacLachlan (TSS)	G.J. Trotman (NC)	C.G. Chapman (BGS)	J.W. Ardrion (IGS)	4:13.63
1982	H. Steel (BSHS)	A.M. MacLachlan (TSS)	B. Mulvihill (GT)	S. Chapman (BGS)	A. Woodward (NC)	4:11.52
1983	J.W. Lemberg (BSHS)	J.R. Plummer (IGS)	A.J. Smith (BGS)	A.G. Woods (BBC)	X.F. Clarke (GT)	4:05.01
1984	J.M. Brennan (BBC)	J.R. Plummer (IGS)	C.A. Forster (BSHS)	X. F. Clarke (GT)	D.A. Wiltshire (BGS)	4:16.69
1985	J.M. Brennan (BBC)	M.J. Mooney (IGS)	X.F. Clarke (GT)	A.I. Cribb (BGS)	E.D. Barry (ACGS)	4:09.24
1986	C.A. Logan (BSHS)	P.L. Quinn (GT)	A.I. Cribb (BGS)	E.D. Barry (ACGS)	F.H. Bentley (BBC)	4:05.31
1987	C.A. Logan (BSHS)	P.L. Quinn (GT)	T. Cronshaw (BGS)	E.D. Barry (ACGS)	F.H. Bentley (BBC)	4:06.47
1988	K.J. Perkins (BBC)	M.K. Fredencks (GT)	M. Gallen (NC)	K.D. Eldridge (ACGS)	S.W. Jacobsen (BSHS)	4:14.79
1989	K.J. Perkins (BBC)	C.C. Hackek (TSS)	K.D. Eldridge (ACGS)	R.K. Lyndon (GT)	J.S. Winter (BGS)	4:04.39
1990	K.D. Eldridge (ACGS)	K.J. Perkins (BBC)	R.K. Lyndon (GT)	T.W. Penrose (TSS)	D.R. Bitmead (IGS)	4:05.16
1991	K. Perkins (BBC)	K.D. Eldridge (ACGS)	M.J. Stewart (GT)	H.M. Collie (BSHS)	T.S. Carroll (NC)	3:51.94 ®
1992	K. Herrod (BSHS)	M.J. Stewart (GT)	S. Nash (NC)	L.M. Richmond (ACGS)	B. Dixon (TSS)	4:11.58
1993	L.M. Richmond (ACGS)	S.C. Kennedy (NC)	R.W. Stokes (BBC)	R.J. Gibson (GT)	B. Dixon (TSS)	4:11.78
1994	L.M. Richmond (ACGS)	S.C. Kennedy (NC)	W.B. Guthrie (GT)	R.W. Stokes (BBC)	S.M. Nothling (BGS)	4:09.17
1995	L.M. Richmond (ACGS)	W.B. Guthrie (GT)	M.G. Sara (BBC)	P.D. Brosgarth (NC)	S.M. Nothling (BGS)	4:04.49
1996	L.M. Richmond (ACGS)	J.B. Santacaterina (NC)	W.B. Guthrie (GT)	M.D.S. Thomas (TSS)	D. Holcombe (BSHS)	4:00.92
1997	R. Brosgarth (GT)	R.D. Faulkner (TSS)	J.V. Santacaterina (NC)	J. Wheeler (ACGS)	G. Heidke (TGS)	4:07.70
1998	R.D. Faulkner (TSS)	S.A. Bright (NC)	R. Brosgarth (GT)	D. Bemdt (BGS)	J. McAully (IGS)	4:02.78
1999	S.A. Bright (NC)	G.T. Scarce (TSS)	D.C. Muller (BBC)	P.A. Bures (GT)	B. Capell (BSHS)	4:08.91
2000	S.A. Bright (NC)	S. Morgan (BSHS)	S. Eckstein (TSS)	P.A. Bures (GT)	D.C. Muller (BBC)	4:06.07
2001	S. Morgan (BSHS)	R.P.S. McDonald (NC)	T. Cunningham (TSS)	A. Thompson (IGS)	A. Martin (BBC)	4:09.24
2002	N.R. Sprenger (GT)	A.J. Hutchinson (NC)	M.J. Morgan (TGS)	A. Thompson (IGS)	T. Cunningham (TSS)	4:00.96
2003	A.J. Hutchinson (NC)	D. Millwain (TSS)	A. Thompson (IGS)	S.J. Bassett (ACGS)	S.R.M. Taylor (BBC)	4:04.95
2004	D. Millwain (TSS)	D. Johnston (BSHS)	J. Chandler (IGS)	B.J. Donaldson (NC)	S.M. Sprenger (GT)	4:00.51
2005	C. Alderton (TSS)	E.M. Barry (GT)	M. Newman (IGS)	D.R. Price (NC)	T.J. Peterson (ACGS)	4:07.35
2006	D.J. Van Velden (BBC)	R. Charlesworth (TSS)	N.R. Johnston (NC)	M. Newman (IGS)	N.J. Rider (GT)	4:05.92
2007	J. Moorfoot (TSS)	E.M. Barry (GT)	A.J. Douglas (BGS)	H.W. Simmonds (ACGS)	M.J. Hilder (NC)	4:04.91
2008	G.P. O'Brien (GT)	C. Walker-Hebborn (TSS)	E.J. McKendry (BGS)	N.R. Johnston (NC)	H. Simmonds (ACGS)	4:01.88
2009	E.J. McKendry (BGS)	T. Parris (TSS)	L.L. Allan (BBC)	R. J. Donald (BSHS)	N.J. Rider (GT)	4:04.63
2010	A. Digby (TSS)	J.P. Merrilees (ACGS)	C.W. Gray (NC)	J.S. Macfarlan (BSHS)	J.A. Douglas (BGS)	4:16.46
2011	S.B. Horton (TSS)	O.J. Breakwell (BSHS)	J.P. Merrilees (ACGS)	J.A. McLoughlin (NC)	J.T. Seawright (GT)	4:10.42
2012	M.J. Mincham (TSS)	J.A. McLoughlin (NC)	J. Seawright (GT)	J.K. Pailthorpe (TGS)	M. Carleton (ACGS)	4:06.87
2013	L.M. Colquhoun (TSS)	J. Seawright (GT)	J. K. Pailthorpe (TGS)	N. Carrick (NC)	S. D. Pegg (BBC)	4:10.03

200 Individual Medley: All Age

Date	First	Second	Third	Fourth	Fifth	Time
1985-	J.M. Brennan (BBC)	B. Clatworthy (BSHS)	C.R. Mellin (IGS)	C.J. Davies (ACGS)	P.L. Quinn (GT)	2:15.30
1986-	X.F. Clarke (GT)	J.W. Deacon (BGS)	M.T. Lee (ACGS)	B. Clatworthy (BSHS)	B.V. Clarke (TGS)	2:17.85
1987-	A.B.J. Scriven (BGS)	M.T. Lee (ACGS)	D.J. Maclean (BBC)	A. Egorov (GT)	J.A. McKeering (NC)	2:15.94
1988-	J.C. Cooper (BSHS)	J. McKeering (NC)	A. Egorov (GT)	D.J. Maclean (BBC)	W.M. Friese (IGS)	2:13.89
1989-	D.A. Sheehan (BSHS)	J.A. McKeering (NC)	T. Staunton-Smith (BGS)	A.J. Weston (ACGS)	A.R. Lawson (BBC)	2:14.33
1990-	J.C. Cooper (BSHS)	N.J. Rollason (GT)	J.D. Griffith (ACGS)	M.S. Cruickshank (BGS)	J.R. Stokes (BBC)	2:13.41
1991-	N.J. Rollason (GT)	D.R. Bitmead (IGS)	J.C. McAllister (ACGS)	M. Knobel (TSS)	J.B. Forster (BSHS)	2:15.62
1992-	K. Herrod (BSHS)	J.C. McAllister (ACGS)	M.R. Chappel (GT)	J. Duggan (NC)	J.A. Baranoff (BGS)	2:11.75
1993-	J.D. Griffiths (ACGS)	M.R. Chappel (GT)	R.A. Baird (BSHS)	C.R. Thomas (BGS)	T.A. Goward (BBC)	2:14.62
1994-	D.J. Boxall (BSHS)	C.R. Thomas (BGS)	B.G. Connell (ACGS)	L.A. Wallace (GT)	H.E.A. Flouch (NC)	2:11.16
1995-	S.C. Kennedy (NC)	J.M. Winter (GT)	B.G. Connell (ACGS)	C.R. Thomas (BGS)	N. Baird (BSHS)	2:10.94
1996-	S.C. Kennedy (NC)	C. Thomas (BGS)	R. Brosgarth (GT)	S.K.C.Y. Liew (ACGS)	R. Cadd (IGS)	2:08.82
1997-	S.C. Kennedy (NC)	W.B. Guthrie (GT)	D.J. Over (ACGS)	S. Snelling (TGS)	M. Bell (BGS)	2:08.28
1998-	W.B. Guthrie (GT)	J.V. Santacaterina (NC)	G. Heidke (TGS)	A. Wah-Judi (TSS)	M. Riley (BGS)	2:09.82
1999-	M. Riley (BGS)	W.B. Guthrie (GT)	C.D.J. Flouch (NC)	G. Heidke (TGS)	N. Gourgaud (IGS)	2:08.89
2000-	M. Riley (BGS)	B.S. Rickard (NC)	P.D. Weatherley (ACGS)	S. McElroy (BSHS)	M.J. English (BBC)	2:10.63
2001-	S. Brodie (NC)	M. Lowry (BGS)	R. Beynon (IGS)	J. Ledgerwood (TSS)	D. Allen (ACGS)	2:09.45
2002-	M. Lowry (BGS)	S. Brodie (NC)	J. Ledgerwood (TSS)	C.D. Sprenger (GT)	S.B. Thomas (BBC)	2:12.89
2003-	L. Brodie (NC)	C.D. Sprenger (GT)	D. Johnston (BSHS)	L.J. Wardley (TSS)	A. Dickey (TGS)	2:09.54
2004-	L. Brodie (NC)	L.J. Wardley (TSS)	T. Evans (BSHS)	M. Newman (IGS)	E.M. Barry (GT)	2:05.91@
2005-	D. Waslin (TSS)	T. Evans (BSHS)	J.C. Houghton (ACGS)	B.F. Hutchinson (NC)	J. Hoek (IGS)	2:13.03
2006-	D. Coombs (TSS)	B.J. Donaldson (NC)	H. Samuela (BSHS)	E.M. Barry (GT)	J.C. Houghton (ACGS)	2:10.96
2007-	C. Walker-Hebborn (TSS)	J.A. Dewhurst (BGS)	J.L. DiBella (GT)	K.R. Hindmarsh (NC)	J.S. Houghton (ACGS)	2:11.49
2008-	R. Pavoni (TSS)	A. Cois (BGS)	M.J. Hilder (NC)	J. Achilles (ACGS)	T. Carlile (BSHS)	2:10.38
2009-	R. Pavoni (TSS)	B. Sykes (NC)	G.P.O'Brien (GT)	A. Cois (BGS)	L. Nattman (BSHS)	2:09.21
2010-	B. Sykes (NC)	Z.T. Dalby (ACGS)	A. Cois (BGS)	A.J. Mills (BBC)	T. Clarke (TSS)	2:08.97
2011-	B. Sykes (NC)	M.E. Pendall (ACGS)	M.J. Nincham (TSS)	F.H. Hope (BBC)	L.M. Roberts (IGS)	2:14.39
2012-	J.K. Mathews (NC)	B.L. Ashby (TSS)	P.R. Brittain (TGS)	M. Pendall (ACGS)	L. Neill (GT)	2:11.01
2013-	B.L. Ashby (TSS)	L. Neill (GT)	C. Lewis (NC)	A. Gough (BSHS)	L.M. Roberts (IGS)	2:08.98

50 Metre Freestyle: Under 13

Date	First	Second	Third	Fourth	Fifth	Time
1965-	K.B. Nyberg (CEGS)	J. Cook (BSHS)	G.B. Langdon (BBC)	J. Salkeld (BGS)		31.5
1968-	N.J. Yeates (CEGS)	D. Bellamy (BSHS)	D. Smith (IGS), tie	R. Devlin (GT)	A.I. Barbour (BBC)	30.1
1969-	D. Cook (BSHS)	R. Mowen (NC)	A.D. Sturgess (BGS)	M. Jones (GT)	I. Fuller (CEGS)	31.8
1970-	R. Andronicus (TSS)	M. Tonelli (GT)	G. Richardson (BGS)	G. Scorer (BSHS)	R. McCowan (CEGS)	29.6
1971-	A. Wilson (BGS)	R.H. McCowan (CEGS)	R. Sager (BBC)	S. Silvestro (NC)	S. Crocker (BBC)	29.2
1972-	P. Spiro (BGS)	M.C. Patterson (CEGS)	R. Smith (GT)	W. Wakefield (BSHS)	A. Mott (NC)	28.3
1973-	G. Bendeich (BGS)	C.D. Charles (CEGS)	M. Crouch (GT)	C. Johnson (GT)	R. Stock (BSHS)	29.6
1974-	J. McNamara (BSHS)	S. Haberman (CEGS)	D.N. Yarrow (IGS)	A. Parker (GT)	J. McLeod (BBC)	30.0
1975-	J. Hooper (BSHS)	M. Hoey (BGS)	S. Hukins (BGS)	M. Green (GT)	M.T. Pearce (TSS)	29.5
1976-	L. Hogg (BSHS)	L. Hall (NC)	R. Spork (CEGS)	L. Muir (TSS)	B.R. Cranstoun (CEGS)	29.3
1977-	D.S. Frail (TSS)	D.W. Campbell (IGS)	M. Glanford (BGS)	J.R. Shaw (BBC)	B. Elliot (BGS)	28.9
1978-	R. Kahler (BGS)	C.L. Miller (BSHS)	M.A. Packman (BSHS)	B.D. Summer (IGS)	J.D. Hamilton (NC)	28.8
1979-	R. Thiele (BGS)	J. Sieben (BSHS)	D.C. Harvey (CEGS)	D. Mills (TSS)	A. Woods (BBC)	28.71
1980-	R.S. Leighton (TSS)	C.V. Tobin (BSHS)	G. Hansen (GT)	M.W. Blackwell (CEGS)	A. Savage (BGS)	29.76
1981-	J. Brennan (BBC)	C. Robertson (GT)	A.J. Kurth (BGS)	S. Moore (CEGS)	K.M. Terris (IGS)	27.90
1982-	M. Packman (BSHS)	M. Mastromichele (BSHS)	R. Pym (BGS)	D. Craig (CEGS)	T. Russell (GT)	28.50
1983-	D.W. King-Christopher (TSS)	A. Middleton (IGS)	J.W. Fredericks (GT)	D.J. Lawrance (CEGS)	A. Munday (BBC)	26.69
1984-	A.J. Baidon (TSS)	D.A. Dnummond (BSHS)	A.J. Lobie (BSHS)	S.W. Anderson (CEGS)	C.R. Ford (TGS)	28.21
1985-	S.P. Burton (BSHS)	T. Cronshaw (BGS)	T. Sayer (TSS)	D.S. Croke (BGS)	B.G. Lawrance (ACGS)	28.60
1986-	S.E. Lewis (BSHS)	C.J. Polla-Mounter (IGS)	P.T. Clancy (GT)	J.A. Molloy (NC)	B.G. Lawrance (ACGS)	28.29
1987-	D.A. Sheehan (BSHS)	D.G. Fenton (BBC)	R.K. Lyndon (GT)	M.J. Kearney (NC)	D.J. Leventis (BBC)	28.18
1988-	S. Stahn (BGS)	M. Williams (TSS)	A. Dickson (NC)	D.J. Clifford (GT)	D. Gaffney (IGS)	28.14
1989-	P.J. Gibson (GT)	J.E. Glasson (ACGS)	A. Dickson (NC)	B.O. Nothing (ACGS)	C.M. Ballinger (BBC)	27.88
1990-	T.A.L. Nicholson (ACGS)	S.M. Logan (BSHS)	J.A. Baranoff (BGS)	R.A. Powells (BSHS)	B. McMahon (TSS)	28.16
1991-	R.A. Powells (BSHS)	L.A. Wallace (GT)	J.R. English (BBC)	T.P. Nixon (BGS)	T.M. Smith (TSS)	27.00
1992-	D. Gooda (NC)	J. English (BBC)	J.M. Carter (GT)	K.H. Skyring (BBC)	L.A. Donald (GT)	26.94
1993-	B.J. Andersen (NC)	D. Holcombe (BSHS)	A.P. Challen (BGS)	T. Harris (IGS)	D.L. Scutt (GT)	27.68
1994-	T.A. VanVeen (BBC)	C.R.J. Kenman (BGS)	A.J. Clifford (BSHS)	B.J. Gourlay (TSS)	H.M. Day (BGS)	27.37
1995-	H. Leung (ACGS)	B.M. Sprenger (GT)	M. Nowland (IGS)	N. Gourgaud (IGS)	C.A. Besley (BBC)	26.87
1996-	L.C. McBean (TSS)	M.E. Smith (NC)	P.R. Melloy (BGS)	A. Tumer (TGS)	D.C. Muller (BBC)	27.29
1997-	D.A. Pat (NC)	J.M. Weber (GT)	W.W. Dening (NC)	L. Stanton (BGS)	J.C. Hey (TSS)	27.95
1998-	B.A. Dawson (NC)	E. McGregor (BSHS)	M. Skroblin (BBC)	S. Metyard (IGS)	H. Kikkawa (BGS)	27.09
1999-	D.S.C. Cramb (BBC)	N.L. Williams (BBC)	A.D. Jeffenes (TSS)	B. Sheedy (TGS)	J.J.C. McGregor (ACGS)	26.30 @
2000-	S. James (BGS)	J. Johnson (IGS)	W. Sellars (BGS)	B.L. Wheldon (ACGS)	K.M. Richardson (NC)	26.80
2001-	D. Linde (IGS)	M. Roe (IGS)	T.M. O'Shea (GT)	J.B. Tuton (GT)	A.R. Carlton (BBC)	26.85
2002-	A. Lewandowski (BGS)	M. Lewis (BSHS)	C. Young (BGS)	N. Whitburn (BSHS)	M. Newmann (IGS)	27.41
2003-	J.R. Brutton (TSS)	B.J. Donaldson (NC)	C.B. Massie (ACGS)	P. Hawkins (BSHS)	D. Habermann (IGS)	26.83
2004-	X. Crawford (TSS)	C.H. Morrison (ACGS)	M.J. Gregory (BBC)	R.L. Gilbert (GT)	L.J. Clentsmith (ACGS)	26.95
2005-	H. Perkins (TSS)	K.M. Tumata (NC)	D. Young (BGS)	M. Roettler (IGS)	W. Schoch (BGS)	27.34
2006-	T.G. Sprenger (GT)	W.T. McGahan (GT)	C.T. Lane (NC)	M. Crawford (TSS)	L.E. Grout (ACGS)	26.30 @
2007-	Z. Featherstone (TSS)	E. Smith (IGS)	E.W. Thornely (BGS)	J. Joliffe (IGS)	F.J. Thompson (NC)	27.45
2008-	A. Press (TSS)	S. Taylor (BSHS)	H.R. Hawker (TGS)	J.T. Pye (IGS)	X.M. Power (GT)	27.37
2009-	R.J. Parker (BSHS)	J.M. Gilliland (NC)	D.L. Matthews (BSHS)	T.W. Peabody (ACGS)	N.T. Pace (BBC)	26.94
2010-	T. C. Rull (BSHS)	B. Smith (TSS)	L.T. Takau (IGS)	E. J. McCorley (BGS)	J. T. Browne	27.39
2011-	B.J. Oates (TGS)	L. J. Neill (GT)	C. K. Magnay (NC)	H.T. Issac (GT)	C.A. McKenna (GT)	27.47
2012-	C.J. Parbery (BSHS)	J.H. Chen (IGS)	B.S. Paties (BBC)	J. B. Herbert (NC)	W. Theile (BGS)	27.19
2013-	B.M. Carlyon (BBC)	J.W. Ford (IGS)	A. Gantimuroff (BBC)	D. Gigovic (GT)	T.J. Wilson (TGS)	25.99 @
		D. Ashcroft (BSHS)	J. Prosser (NC)			

50 Metre Freestyle: Under 14

Date	First	Second	Third	Fourth	Fifth	Time
1927-	C. Wells (BGS)	E. Thynne (NC)	R. Overell (TSS)			37 2/5
1928-	B. Fogg (BSHS)	S.J. Stephens (CEGS)	D. Wightman (GT)			38 2/5
1929-	P. Haig (BGS)	D. Williams (CEGS)	W. Douglas (BBC)			38
1930-	M. Windsor (GT)	G. Moore (NC)	R. Caffyn (BGS)			35 4/5
1931-	T. Long (BSHS)	N. O'Neill (NC)	N. Munroe (TSS)			32 3/5
1933-	T.H. Shaw (BGS)	P. Crowley (GT)	H. McCallum (CEGS)			35 1/5
1934-	J. Venning (GT)	R. Wright (BBC)	T.J. Singleton (CEGS)			31 2/5
1935-	B. Bruce-Smith (CEGS)	C. Roden (BGS)	L. Tedford (BBC)			34
		J. Petersman (IGS), tie				
1936-	J. Rivett (TGS)	D. Wiley (BBC)	W. Gardner (BGS)	R. Laws (CEGS)	H. Young (NC)	35
1937-	R. Grant (GT)	N. Cain (NC)	J. Ruddle (BGS)	P. Mitchell (CEGS)	W. Ash (BBC)	35 3/5
1939-	C.E. Speed (BGS)	G.M. Darcy (GT)	P. Mactaggart (CEGS)	W. Broadfoot (TGS)	S. Roden (BBC)	34 1/5
1940-	J. Wills (TGS)	G.L. Jones (CEGS)	W. Somerville (TSS)	J. Row (IGS)	J.F. Ashby (BGS)	33 3/5
1941-	E.R. Oulity (GT)	D.J. Duthie (CEGS)	B.S. Tickle (BGS)	B. Lawne (IGS)	W. McCabe (NC)	33 3/5
1943-	R.J. Hodgson (BGS)	P. Taylor (CEGS)	B. Davies (GT)	R. Boyce (TGS)	E. Walters (NC)	36 2/5
1944-	R.C. Rodgers (CEGS)	B. Davies (GT)	K. Morgan (TSS)	B.W. Chapple (TGS)	J. McKendry (NC)	33
1945-	R. Colbert (TGS)	R. Gale (CEGS)	H. Nicholson (NC)	J. Boast (BGS)	B.E. Carroll (GT)	32
1946-	J. Bartlett (CEGS)	N. Schwartz (TGS)	N. Kenny (NC)	R.F. Wadley (GT)	W.B. Whitelock (BBC)	32 2/5
1947-	K. Wacker (BGS)	B. Schmidt (NC)	K. Waller (CEGS)	J.W. Duane (GT)	V.R. Parslow (IGS)	36 2/5
1948-	H.A. Weld (GT)	C. Arnold (CEGS)	R. Hobler (BBC)	R. Tritton (TSS)	C.J. Massie (BGS)	30 4/5
1949-	D. Trenery (TGS)	C.J. Weld (GT)	B.J. Chalk (CEGS)	D.E. Palm (BBC)	C. Thorne (BSHS)	29
1950-	C. Weid (GT)	A.R. Jones (BBC)	W.N.M. Arnold (CEGS)	J. McCarthy (NC)	R. McAllister (TSS)	30 1/10
1952-	T. Brandon (BBC)	J. Lavarack (NC)	R. Larkin (CEGS)	J. Wilson (GT)	B. Elsley (TGS)	32 6/10
1953-	T. Brandon (BBC)	R. Andersen (GT)	N. Phillips (NC)	T. Lindenmeyer (BGS)	N.R. McCoombes (IGS)	30.6
1954-	M. Dyer (NC)	R. Erikson (CEGS)	D. McCarthy (BBC)	B. Campbell (GT)	B.S. Hosier (TSS)	31 9/10
1955-	V. Huxley (TSS)	E.K. Vance (CEGS)	I. McNaught (GT)	R. Wickham (NC)	R. Hilderbrand (BGS)	29 3/5
1956-	J. Fingleton (GT)	R. Carson (CEGS)	N. Bomford (NC)	A. Nott (BBC)	R. Haigh (BGS)	31 2/5
1957-	J. Fingleton (GT)	R. Mant (NC)	F. Graham (BBC)	R. Stitz (IGS)	D. Shaw (TSS)	30 1/5
1958-	P. Taylor (BBC)	W.M. Oley (GT)	G.A. Sampson (BGS)	E. Power (NC)	G. Layt (BSHS)	30 1/5
1959-	N.W. Reynolds (CEGS)	D.G. Milburn (GT)	C. Dunne (BGS)	J. Potts (TSS)	R. Clarke (BBC)	29 3/10
1960-	J.W. Krimmer (CEGS)	D. Milburn (GT)	C.S. Gregory (BBC)	H. Robertson (TSS)	J. Power (NC)	29 1/10
1961-	A. McLeod (BGS)	J. Chapman (GT)	D. Balmer (CEGS)	D. Martin (TGS)	A. Christensen (TSS)	28 3/5
1962-	R.R. Birch (BGS)	W.F. Luya (CEGS)	A. Carrick (NC)	R. Kerkenezov (TSS)	J. Sexton (GT)	29 2/5
1963-	G. Gardiner (NC)	D.J.M. Marriott (CEGS)	J. Sexton (GT)	S.R. Booker (BGS)		29.5
		D. Graham (CEGS), tie				
1964-	C.B. Stitz (IGS)	M.C. Beatty (NC)	N.J. Hooper (BGS)	J.G. Fraser (CEGS)	R.D. Hamilton (GT)	28.8
1965-	A.W. Clark (GT)	G.J. Brough (TSS)	G. Reid (BGS)	F. Clarke (IGS)	G.P. Cameron (NC)	28.0
1968-	G.R. Langdon (BBC)	K. Lascelles (BSHS)	P.F. Raward (TSS)	R. Arundell (BGS)	W.D. Gardiner (IGS)	28.7
1969-	D. Bellamy (BSHS)	R. Devlin (GT)	N. Yeates (CEGS)	T. Sawtell (IGS)	P. Dingle (BGS)	28.0
1970-	D. Hall (NC)	B. Fitzwalter (GT)	R. French (BSHS)	G. Leathur (BGS)	B. Johnson (BBC)	29.5
1971-	R. Andronicus (TSS)	H. Tonelli (GT)	G.L. Vann (BGS)	P. Sager (BBC)	W. Clemenis (BSHS)	29.2
1972-	R.H. McCowan (CEGS)	A. Wilson (BGS)	P. Smith (GT)	S.J. Crocker (BBC)	J. Cameron (BSHS)	28.0
1973-	R. Spiro (BGS)	G. Charles (CEGS)	D. Yarrow (IGS)	C. Johnston (GT)	P. Stock (NC)	27.4
1974-	G. Bendeich (BGS)	D. Yarrow (IGS)	R. Logan (BSHS)	R. McLellan (BBC)	C. Charles (CEGS)	28.5
1975-	C. Charles (CEGS)	J. McNamara (BSHS)	N. Maranta (GT)	P. Beardmore (BGS)	A. Phillips (NC)	27.8
1976-	J. Hooper (BSHS)	M. Hoey (BGS)	C.J. Powell (IGS)	P. Roberts (GT)	B.A. Spork (CEGS)	28.1
1977-	M. Gianfors (BGS)	C.T. Hall (NC)	L.P. Hogg (BSHS)	N. O'Hare (GT)	L.W.S. Leech (IGS)	28.2
1978-	D.S. Frail (TSS)	B. Elliot (BGS)	R. Sydes (GT)	M. D. McNeilly (CEGS)	M.A. Packman (BSHS)	27.5
1979-	C. Miller (BSHS)	R. Kahler (BGS)	A. Dietz (TSS)	S. O'Kane (GT)	B. Summerville (IGS)	27.09
1980-	W. Mortensen (GT)	J.S. Sieben (BSHS)	J. Bush (NC)	R. Thiele (BGS)	D.J. Hamilton (TGS)	27.20
1981-	C.V. Tobin (BSHS)	M.C. O'Brien (GT)	A.E. Savage (BGS)	J.A. Young (IGS)	M. Blackwell (CEGS)	27.79
1982-	P. Wright (BSHS)	K. Terriss (IGS)	P. Menzies (BGS)	K. Van As (CEGS)	J. Bennett (BBC)	27.80
1983-	M.R. Packman (BSHS)	R.D. Pym (BGS)	A.D. Sole (BGS)	A.P. Middleton (IGS)	D.H. Craig (CEGS)	27.24
1984-	D. King-Christopher (TSS)	D.A. Drummond (BSHS)	D.J. Lawrance (CEGS)	W.J. Fredericks (GT)	J.G. Plummer (IGS)	25.89
1985-	A. Egorov (GT)	T.J. Somes (BBC)	G.L. Cotter (BSHS)	S.W. Anderson (ACGS)	M.J. Gallen (NC)	27.32
1986-	S.P. Burton (BSHS)	T. Staunton-Smith (BGS)	J.A. McKeering (NC)	T.A. Sayer (TSS)	C.R. Watson (IGS)	27.22
1987-	I.G. Fenton (BBC)	B.G. Lawrance (ACGS)	J.E. Lewis (BSHS)	J.A. Molloy (NC)	J.D. O'Neill (BGS)	26.36
1988-	D.A. Sheehan (BSHS)	R.K. Lyndon (GT)	A.J. Mowbray (TSS)	M.S. Cruickshank (BGS)	M. Kearney (NC)	27.01
1989-	S. Stahn (BGS)	J.E. Glasson (ACGS)	C.R. Swainson (BSHS)	D.J. Clifford (GT)	B. Final (IGS)	27.06
1990-	P.J. Gibson (GT)	S.M. Logan (BSHS)	J.A. Baranoff (BGS)	E.J. Doyle (IGS)	S.D.S. Quarterman (ACGS)	26.26
1991-	T.A.L. Nicholson (ACGS)	D.J. Boxali (BSHS)	L. Robertson (BBC)	L.A. Wallace (GT)	B.J. Dittmar (NC)	26.00
1992-	R. Powells (BSHS)	J.R. English (BBC)	J.M. Carter (GT)	T.M. Smith (TSS)	C.R. Thomas (BGS)	25.40
1993-	S.D. Gooda (NC)	D.L. Holcombe (BSHS)	L.A. Donald (GT)	A.R. Challen (BGS)	H.M. Simson (TSS)	26.20
1994-	T. Harris (IGS)	C.R.J. Kenman (BGS)	B.J. Andersen (NC)	P.D. Scutt (GT)	R.A.F. Kelly (ACGS)	26.59
1995-	S.T. Talbot-Cameron (NC)	B.M. Sprenger (GT)	B.A. Norris (ACGS)	H.M. Day (BGS)	B. Gourlay (TSS)	26.36
1996-	H. Leung (ACGS)	M.E. Smith (NC)	G.R. Davies (BBC)	M.J. Hamlin (GT)	J.A. Pope (TSS)	26.22
1997-	L.C. McBean (TSS)	W.W.H. Dening (NC)	J.M. Weber (GT)	A. Turner (TGS)	C. Votan (BGS)	25.95
1998-	D.J. Campbell (NC)	E. McGregor (BSHS)	J.C. Hey (TSS)	M. Manin (IGS)	M.G. Skroblin (BBC)	25.81
1999-	B.A. Dawson (NC)	B. Usher (ACGS)	T.L. Cunningham (TSS)	S. Meteyard (BSHS)	A.F. Barclay (BBC)	26.26
2000-	D.S.C. Cramb (BBC)	G. Sparrow (TSS)	S.A. Clark (NC)	W. Sellars (BGS)	A. Thompson (IGS)	24.96 @
2001-	S. James (BGS)	A.J. Doyle (NC)	T.M. O'Shea (GT)	M. Holt (BSHS)	P.J. Gleeson (BBC)	25.63
2002-	D. Linde (IGS)	M. Lewis (BSHS)	S. Clyde (TGS)	J.R. Murray (NC)	M. Dewhurst (BGS)	26.03
2003-	A. Lewandowski (BGS)	N. Whitburn (IGS)	C.R. Holgar (ACGS)	M. Brookes (BSHS)	S. Davies (TSS)	26.04
2004-	J.R. Bruton (TSS)	C.H. Morrison (ACGS)	D.R. Price (NC)	M.J. Gregory (BBC)	S. Moore (BGS)	25.85
2005-	X. Crawford (TSS)	B.J. Walkington (NC)	D. Young (BGS)	H.W. Simmonds (ACGS)	N.J. Rider (GT)	25.99
2006-	H. Perkins (TSS)	W.T. Schoch (BGS)	M. Roettler (IGS)	W.T. McGahan (GT)	D.P. O'Keefe (NC)	26.07
2007-	T.G. Sprenger (GT)	M. Crawford (TSS)	J.A. Saunders (BGS)	E. Smith (IGS)	S.D. Blakeway (ACGS)	26.06
2008-	A. Digby (TSS)	S.A. Taylor (BSHS)	H.R. Hawker (TGS)	C.R. Lloyd (IGS)	N. Groeneveld (ACGS)	25.85
2009-	A. Press (TSS)	M.D. Zammit (IGS)	J.D. Hardy (NC)	X.M. Power (GT)	A.L. Saunders (BGS)	25.43
2010-	R. J Parker (BSHS)	J. D. Whenuaroa (NC)	B. P. White (BGS)	J. Davies (TSS)	J. E. Roach	25.34
2011-	T.C. Rull (BSHS)	E.J. McCorley (BGS)	C.R. Lewis (NC)	J.R. Neilsen (TSS)		26.33
				E. Zhou (BBC), tie		
2012-	B.J. Oates (TGS)	B. Paties (BBC)	M.B. Canham (IGS)	B.I. Jason (NC)	C. McKenna (BGS)	26.12
2013-	H. Abeya (ACGS)	C. Parberry (BSHS)	B. J. Poon (TGS)	T. Ryan (BGS)	L. V. Pearce (TSS)	26.26

50 Metre Freestyle: Under 15

Date	First	Second	Third	Fourth	Fifth	Time
1927-	W. Stephens (CEGS)	H. Vierow (BSHS)	R. Colbert (BGS)			36
1928-	R. Overell (TSS)	C. Wells (BGS)	J. Venning (GT)			34
1929-	L.A. Stephens (CEGS)	T. Wright (BBC)	W. Risley (BGS)			33
1930-	B. Ingram (TGS)	W. Haylett (BGS)	M. Spark (CEGS)			32
1931-	M. Windsor (GT)	T. Long (BSHS)	R.C. Valmadre (NC)			33 2/5
1933-	I. Sanderson (BSHS)	T. Muller (TGS)	D. Hannaford (BBC)			32 2/5
1934-	J. Venning (GT)	W. Stuart (TGS)	N.E. Watts (TSS)			313/5
1936-	J. Parkinson (CEGS)	L. Tidford (BBC)	J. Stuart (TGS)	C. Hinckley (IGS)	F. Miller (BSHS)	31 1/5
1937-	J. Rivett (TGS)	G. Wiley (BBC)	W. Gardner (BGS)	R. Laws (CEGS)	G. Gourley (GT)	331/5
1939-	B. Dowling (BGS)	I. Hinwood (BBC)	L. Smith (BSHS)	G.W. Curtis (CEGS)	F. Dunn (NC)	31 3/5
1940-	A.W. Robertson (BGS)	R.M. Jones (CEGS)	S.E. Roden (BBC)	G. M. Darcy (GT)	J. Gallagher (NC)	31 3/5
1941-	B.A. Christensen (CEGS)	J.L. Willis (TGS)	R. Lambert (BSHS)	D. Solomon (IGS)	R. McConnon (NC)	32 2/5
1943-	G. Carpenter (GT)	D. Batchen (CEGS)	I.D. Brown (BGS)	J. Morris (NC)	D. Robertson (TGS)	33 2/5
1944-	R.C. Boyce (TGS)	D. Clauston (TSS)	M. Hart (NC)	C.C. Thompson (BBC)	J.D. Cleeve (CEGS)	32 4/5
1945-	D. Ferrier (CEGS)	T. Jones (BSHS)	R.C. Armstrong (BBC)	J. McKendry (NC)	R. Chapple (TGS)	321/5
1946-	R. Colbert (TGS)	J.R. Boast (BGS)	S.A. Nimmo (TSS)	R.R. Hitchcock (CEGS)	B.E. Carroll (GT)	304/5
1947-	G. Newton (BSHS)	J. Bartlett (CEGS)	J. O'Neill (NC)	N. Schwartz (TGS)	R. Dowling (TSS)	30 2/5
1948-	D.O. Mason (CEGS)	K.G. Wacker (BGS)	J. Murphy (NC)	J. Carmichael (TGS)	J.W. Duane (GT)	30
1949-	H.A. Ward (GT)	C.H. Arnold (CEGS)	F. Hopkins (TGS)	P. Hobler (BBC)	K. O'Donnell (BSHS)	29 1/5
1950-	D. Trenerry (TGS)	L. Armstrong (BGS)	P. Mason (CEGS)	S. Norris (BSHS)	R.H. Hardy (TSS)	284/10
1951-	No Competition					
1952-	B. Hawkins (CEGS)	N.M. Cooke (GT)	D.E. Palm (GT)	A. Cockerill (TSS)	G. Hilderbrand (BGS)	29 8/10
1953-	B. Martin (BBC)	J. Cox (GT)	J. Mocatta (CEGS)	A. Sharpe (IGS)	J.R. MacDonald (TSS)	31.4
1954-	J. Blatchford (NC)	L. O'Connor (GT)	N. Chambers (BSHS)	R. Delmores (BBC)	M. Hooper (CEGS)	29 1/5
1955-	P.L. Eriksen (CEGS)	J. Shay (NC)	P. Gibson (BBC)	B. Campbell (GT)	A.J. White (BGS)	29 3/5
1956-	E.K. Vance (CEGS)	V. Huxley (TSS)	D. Daly (NC)	J. Cox (BBC)	J. Enoght (GT)	283/10
1957-	E. Richards (GT)	N. Bomford (NC)	A. Nott (BBC)	I.E. Keys (CEGS)	R. Clarkson (BSHS)	292/5
1958-	P. McMahon (NC)	R. Stitz (IGS)	J. A. Fingleton (GT)	R.N. Armstrong (CEGS)	P. Gatt (BBC)	28 1/5
1959-	D. Glen (CEGS)	P. Taylor (BBC)	G.H. Mountseer (GT)	T. McMahon (NC)	G. Simpson (BGS)	27 4/5
1960-	N.W. Reynolds (NC)	R. Fingleton (GT)	G. Dunne (BGS)	J. Potts (TSS)	G. Akauma (TGS)	
1961-	J. Krimmer (CEGS)	H. Robertson (TSS)	D. Milburn (GT)	S. Gregory (BBC)	P. Morgan (BSHS)	
1962-	G. Rayner (BSHS)	A. MacLeod (BGS)	J. Chapman (GT)	R. Miria (TGS)	D. R. Balmer (CEGS)	
1963-	R.R. Birch (BGS)	D. White (GT)	A. Carrick (NC)	T. Herbert (TSS)		28
		V. Ole (IGS), tie				
1964-	B.R. Chambers (NC)	D.J. Lloyd (CEGS)	C. McLaughlin (CEGS)	J.G. Sexton (GT)	T.L. Eastman (TSS)	26.7
1965-	C. Stitz (IGS)	M.C. Beatty (NC)	H. Hooper (BGS)	E.D. Cole (BBC)	J.G. Fraser (CEGS)	28.0
1968-	A. Shean (GT)	B. McGregor (TGS)	J.H. McCubbery (TSS)	B. Carter (BSHS)	M. White (BBC)	27.4
1969-	G.R. Langdon (BBC)	P. Raward (TSS)	R. Arundel (BGS)	B. Cooper (BSHS)	J. Willis (CEGS)	27.8
1970-	D. Bellamy (BSHS)	J. Van Opdenbosch (GT)	N. Martin (BGS)	N. Yeates (CEGS)	S. Howen (NC)	27.0
1971-	D. Hall (NC)	R. Mowen (CEGS)	G. Frost (BSHS)	B. Fitzwalter (GT)	C.R. Webb (BGS)	27.8
1972-	M. Tonelli (GT)	P.A. Sager (BBC)	W. Clements (BSHS)	K.R. Brumpton (CEGS)	G. Vann (BGS)	28.5
1973-	A. Wilson (BGS)	R. McCowan (CEGS)	R. McLellan (BBC)	B. Yarrow (IGS)	A. Palm (NC)	27.1
1974-	R. Thams (BGS)	M. Patterson (CEGS)	W. Wakefield (BSHS)	P. McLeod (BBC)	A. Van de Velde (GT)	26.6
1975-	P. Jones (BGS)	D. Atkins (BSHS)	A.G. Thompson (BBC)	M. Harradine (CEGS)	C. Johnson (GT)	27.1
1976-	C.D. Charles (CEGS)	J. McNamara (BSHS)	S. Habermann (BGS)	A. Philipps (NC)	M. Maranta (GT)	26.6
1977-	M. Green (GT)	I. Simpson (BGS)	G.J. Powell (IGS)	P. Adams (TSS)	J.N. Hooper (BSHS)	26.8
1978-	M. Gianford (BGS)	B.R. Cranstoun (CEGS)	S.J. Moffatt (BBC)	L.P. Hall (NC)	M.O'Hare (GT)	27.6
1979-	D.S. Frail (TSS)	B. Elliot (BGS)	R. Sydes (GT)	M. McNeilly (CEGS)	M. Sanderson (BSHS)	26.20
1980-	C.L. Miller (BSHS)	R. Kahler (BGS)	A.D. Dietz (TSS)	J. McNamee (GT)	D.C. Harvey (CEGS)	26.52
1981-	W. Mortensen (GT)	J.S. Sieben (BSHS)	A.J. Thelle (BGS)	G.D. Trenerry (TGS)	J. Bush (NC)	25.33
1982-	M. O'Brien (GT)	B. McDonald (IGS)	C. Tobin (BSHS)	L. Boevink (NC)	G. McKinnon (TSS)	26.25
1983-	P.J. Wright (BSHS)	B. Parer (NC)	P.A. Menzies (BGS)	K.N. VanAs (CEGS)	K.M. Terriss (IGS)	26.52
1984-	P.W. Budon (BSHS)	A.D. Sole (GT)	R.D. Pym (BGS)	A.P. Middleton (IGS)	N.R. Magnusson (CEGS)	26.30
1985-	D. King-Christopher (TSS)	D.A. Dnummond (BSHS)	J.W. Fredericks (GT)	S.A. Reinke (TGS)	A.B.J. Scriven (BGS)	25.71
1986-	A.J. Baidon (TSS)	T.J. Somes (BBC)	D.A. Richardson (ACGS)	M.J. Russell (GT)	A.W. Bale (BGS)	25.10
1987-	T. Staunton-Smith (BGS)	T. Sayer (TSS)	W.D. Fredericks (GT)	B.T. Arnold (BBC)	G.M. Higgins (NC)	26.86
1988-	D.G. Fenton (BBC)	B.G. Lawrance (ACGS)	C.R. Patterson (BSHS)	J.D. O'Neill (BGS)	P.T. Clancy (GT)	25.57
1989-	A.R. Vary (BSHS)	M. Kearney (NC)	A.J. Mowbray (TSS)	D.J. Collins (GT)	B.B. Cohn (BGS)	25.24
1990-	S. Stahn (BGS)	A.D. Dickson (NC)	M.J. Stewart (NC)	D.L. Gaffney (IGS)	B.C. Hiddlestone (BBC)	26.46
1991-	P.J. Gibson (GT)	P.F. O'Rourke (TSS)	J.A. Baranoff (BGS)	R.M. Collie (BSHS)	J.J. Duggan (NC)	25.69
1992-	T.A.L. Nicholson (ACGS)	L.A. Wallace (GT)	L.F. Robertson (BBC)	J. Partis (BSHS)	A. McGregor (NC)	25.12
1993-	R.A. Powells (BSHS)	J.R. English (BBC)	T.M. Smith (TSS)	J.M. Carter (GT)	T.P. Dudley (BGS)	24.42 @
1994-	D.S. Gooda (NC)	D.J. Holcombe (BSHS)	L.A. Donald (GT)	H.M. Simson (TSS)	T.J.M. Thynne (BGS)	26.08
1995-	T. Harris (IGS)	R.R. Court (NC)	M.P. Gallagher (GT)	C.R.J. Kenman (BGS)	M.D. Wilke (ACGS)	25.58
1996-	B.M. Sprenger (GT)	D.M. Bush (NC)	H. Day (BGS)	B. Gourlay (TSS)	A. Wallace (BSHS)	25.88
1997-	M.E. Smith (NC)	H. Leung (ACGS)	S. Stewart (BGS)	C. Besley (BBC)	B.A. Yates (TSS)	25.78
1998-	L.C. McBean (TSS)	A. Turner (TGS)	W.W.H. Denning (NC)	M. Moran (BGS)	R. TeKloot (ACGS)	25.32
1999-	D.J. Campbell	M.G. Skroblin (BBC)	A. Fraser (BGS)	M. Martin (IGS)	A.W. Seward (TSS)	25.48
2000-	B.A. Dawson (NC)	J. Bird (TSS)	B. Usher (ACGS)	A.F. Barclay (BBC)	T. Beadle (BGS)	25.52
2001-	D.S.C. Cramb (BBC)	D. Johnston (BSHS)	S.J.M. Clark (NC)	Z. Wright (IGS)	M. Katia (GT)	24.63
2002-	S. James (BGS)	K.M. Richardson (NC)	R.I. Russell (GT)	P.J. Gleeson (BBC)	K. Boughen (IGS)	24.93
2003-	D. Linde (IGS)	M. Dewhurst (BGS)	M. Lewis (BSHS)	H.R. Clentsmith (ACGS)	T. Wright (TSS)	25.06
2004-	R.C. Jovanovich (NC)	M. Brookes (BSHS)	N. Whitburn (IGS)	T. McKendry (BGS)	M.C. Holgar (ACGS)	25.08
2005-	J.R. Bruton (TSS)	S. Moore (BGS)	B.R. Ison (ACGS)	M.J. McGahan (GT)	D.R. Price (NC)	24.80
2006-	B.J. Walkington (NC)	X. Crawford (TSS)	D.A. Young (BGS)	J. Reston (BSHS)	H.W. Simmonds (ACGS)	25.48
2007-	H. Perkins (TSS)	W.T. Schoch (BGS)	W.T. McGahan (GT)	C.W. Gray (NC)	M. Rottler (IGS)	25.05
2008-	J.A. Saunders (BGS)	S. Blakeway (ACGS)	E.D. Smith (IGS)	Z.A. Taylor (NC)	B. King (TSS)	26.13
2009-	Z.J. Whenuaroa (NC)	Z. Featherstone (TSS)	S.A. Taylor (BSHS)	H.J. Coburn (GT)	H. Hawker (TGS)	24.82
2010-	R. C. Gerlach (ACGS)	A. Press (TSS)	M. D. Zammit (IGS)	J. A. McLoughlin (NC)	A. L. Saunders	24.72
2011-	R.J. Parker (BSHS)	B.P. White (BGS)	P.J. Soalheira (ACGS)	M.S. Denny (TGS)	J.D. Whenuaroa (NC)	24.82
2012-	J.A. Cornell (IGS)	T.C. Rull (BSHS)	A. Innes (ACGS)	B.T. Heiniger (TSS)	E. McCorley (BGS)	25.64
2013-	L. Townsend (GT)	J. Camp (ACGS)	Z. Shepherd (BSHS)	B.N. McCarthy (TGS)	M.B. Canham (IGS)	24.90

50 Metre Freestyle: Under 16

Date	First	Second	Third	Fourth	Fifth	Time
1937-	B. Bruce-Smith (CEGS)	L. Hoey (BBC)	J. Petemman (IGS)	J. Stuart (TGS)	E. Mollie (TSS)	32
1939-	R.J.K. Grant (GT)	R.W. Mitchell (CEGS)	T. McGrath (NC)	G.J. Stuart (TGS)	J. Wollam (BGS)	32
1940-	I. A. Hinwood (BBC)	B.H. Dowling (BGS)	D.G. Hill (CEGS)	R. Westcott (IGS)	B. Parkinson (TGS)	31
1941-	A.W. Robinson (BGS)	P. Mactaggart (CEGS)	G.M. D'Arcy (GT)	J. Gallagher (NC)	V.G. Sneyd (BBC)	303/5
1943-	I. Wright (CEGS)	A. Hunter (BSHS)	N.B. Poulsen (BGS)	W. Hindler (TGS)	B. Cahill (NC)	30 1/5
1944-	E. Wilton (TGS)	J. Morfis (NC)	C. Carpenter (GT)	R. Liddle (BSHS)	D. Batchen (CEGS)	31 1/5
1945-	R.C. Rogers (CEGS)	W. Aitken (TGS)	G. Sheil (TSS)	K.T. Spillane (GT)	E.P. Robinson (BGS)	29 9/10
1946-	R. Ferrier (CEGS)	T. Jones (BSHS)	R. Akers (TSS)	G.M. Skinner (BGS)	F.P. Sullivan (GT)	30 1/10
1947-	J.R. Boast (BGS)	M. Trenerry (TGS)	S. Nimmo (TSS)	H. Nicholson (NC)	R. Hogarth (BSHS)	29 1/5
1948-	J.D. Bartlett (CEGS)	M. Crittenden (TSS)	J. O'Neill (NC)	N. Schwartz (TGS)	N.R. Smith (BBC)	299/10
1949-	D. Mason (CEGS)	J. Murphy (NC)	K. Wacker (BGS)	J. Cammichael (TGS)	D. Bird (BBC)	28 8/10
1950-	H.A. Weld (GT)	C.H. Arnold (CEGS)	D. Quinn (BSHS)	J. Bumie (BBC)	F. Hopkins (TGS)	29
1952-	C.J. Weld (GT)	W. Arnold (CEGS)	P. Duggan (NC)	W.R. Raymond (TGS)	J. Williamson (TSS)	27
1953-	B. Hawkins (CEGS)	D. Palm (BBC)	R.E. Lindenmeyer (BGS)	N.M. Cooke (GT)	R.C. Wakely (TSS)	28 2/10
1954-	J. O'Brien (NC)	P. Anderson (GT)	A. Dowling (BGS)	K.L. Tritton (TSS)	M. Maker (BSHS)	29 9/10
1955-	R. Murray (GT)	M.K. Hooper (CEGS)	L. Blatchford (NC)	P. Delmodes (BBC)	G. Davidson (TSS)	293/5
1956-	P. Eriksen (CEGS)	D. McCarthy (BBC)	J. Shay (NC)	J. Handy (GT)	A. White (BGS)	27 9/10
1957-	D.C. Applebee (CEGS)	I. McNaught (GT)	V.K. Huxley (TSS)	K. Fredericks (NC)	G.R. Wainwright (BGS)	28 2/5
1958-	E.B. Richards (GT)	N. Bomford (NC)	R. Brown (BGS)	R. Clarkson (BSHS)	J.C. Morison (TSS)	281/2
1959-	P. Catt (BBC)	J. Fingleton (GT)	P. McMahon (NC)	R. Stitz (IGS)	P. Buckle (BGS)	27 3/10
1960-	D.W.J. Glen (CEGS)	G. Mountseer (GT)	O. Robbins (BGS)	R.B. Taylor (BBC)	A. Atkins (BSHS)	26 9/10
1961-	J. Potts (TSS)	N. Reynolds (CEGS)	R. Fingleton (GT)	G. Dunne (BGS)	M. Chagoury (NC)	26 4/10
1962-	N.W. Reynolds (CEGS)	R. Fingleton (GT)	D. Anning (TSS)	I.R. Affleck (BGS)	G. Lawson (BBC)	254/5
1963-	N.W. Reynolds (CEGS)	R. Fingleton (GT)	D.A. Robbins (BGS)	H. Robertson (TSS)	R. Cooper (NC)	25.7
1964-	RG Mitchell (CEGS)	G. Rayner (BSHS)	I.F. Woods (BBC)	R. Lockhart (TSS)	J.C. Lipscomb (NC)	26.6
1965-	RE Lockhart (TSS)	G. Rayner (BSHS)	R.E. Walker (CEGS)	I.F. Woods (BBC)	M. Hutton (BGS)	26.1
1968-	R.H. Fry (CEGS)	D.M. Forster (BBC)	A. Clarke (GT)	G. Mitchell (BSHS)	N.R. Kelly (BGS)	25.9
1969-	G. Brough (TSS)	N. Proctor (GT)	G. McFarland (IGS)	J. Holloway (CEGS)	G. Want (BGS)	25.8
1970-	J. Henderson (NC)	N. Proctor (GT)	R. Watts (BGS)	A. Shean (CEGS)	R. Newman (IGS)	26.3
1971-	J. VanOpdenbosch (GT)	R. Hutton (BGS)	G.R. Langdon (BBC)	A. Shean (BSHS)	G.R. Warfield (CEGS)	26.5
1972-	J. VanOpdenbosch (GT)	N.W. Martin (BGS)	M.F. Bolt (TSS)	S. Smith (BSHS)	S.M. Mowen (CEGS)	26.2
1973-	S. Smith (BSHS)	J. VanOpdenbosch (GT)	B. Mowens (CEGS)	I. Want (TSS)	J. Chang (IGS)	26.1
1974-	M. Tonelli (GT)	M. McEniery (NC)	A. Raeburn (TSS)	B. Stubbs (BGS)	A. Aspland (IGS)	25.4
1975-	R. McLellan (BBC)	N. Kemp (CEGS)	R. Thams (BGS)	R. Smith (GT)	J. Potts (BSHS)	26.5
1976-	R. Bendisch (BGS)	R.W. McLellan (BBC)	W. Wakefield (BSHS)	B. Abrahams (GT)	S.J. Hart (CEGS)	25.9
1977-	R. Jones (BGS)	R.R. Fryer (BBC)	M.J. Spurrier (IGS)	M.E. Elliot (CEGS)	M. Meehan (GT)	26.0
1978-	M. Green (GT)	R. Milroy (BGS)	C.J. Williams (CEGS)	B.R. Victor (TGS)	B.D. Hickey (TSS)	26.7
1979-	S. Moffatt (BBC)	F. Van Der Zant (BSHS)	N. Alcorn (BGS)	B. Cranstoun (CEGS)	L. Hall (NC)	26.91
1980-	M.A. Packman (BSHS)	M. Agnew (NC)	T. Dodson (GT)	D.N. Hines (IGS)	D.S. Frai (TSS)	25.93
1981-	R.A. Scheib (TSS)	C.A. Parkyn (BSHS)	R.J. Kahler (BGS)	M.H. Holmes (GT)	A.G. Wallace (TGS)	26.05
1982-	J. Sieben (BSHS)	R. Thiele (BGS)	W. Mortensen (GT)	J. Bush (NC)	G. Trenerry (TGS)	25.09
1983-	G. Boevink (NC)	M.C. O'Brien (GT)	B.R. MacDonald (IGS)	C.V. Tobin (BSHS)	M.R. Magnusson (CEGS)	25.42
1984-	R.J. Wright (BSHS)	S.N. Ponton (IGS)	I.D. Swinton (BGS)	S.D. Alton (GT)	J.A. Bennet (BBC)	25.65
1985-	A.M. O'Donoghue (GT)	J. MacTaggart (TSS)	R.D. Pym (BGS)	R.W. Burton (BSHS)	N.R. Magnusson (ACGS)	25.61
1986-	A.B.J. Scriven (BGS)	J.W. Fredericks (GT)	S.A. Reinke (TGS)	M.R. Boevink (NC)	D.A. Drummond (BSHS)	25.61
1987-	A. Baildon (TSS)	T.S. Somes (BBC)	D.A. Richardson (ACGS)	G.L. Cotter (BSHS)	M.J. Russell (GT)	24.24
1988-	S.P. Burton (BSHS)	D.J. Wadley (GT)	B.T. Arnold (BBC)	B.W. Duff (ACGS)	T. Staunton-Smith (BGS)	26.18
1989-	D.G. Fenton (BBC)	J.D. O'Neill (BGS)	T.W. Penrose (TSS)	M.J. Buhaj (GT)	C.R. Patterson (BSHS)	25.19
1990-	A.R. Vary (BSHS)	M.J. Keamey (NC)	D.J. Collins (GT)	B.B. Cohn (BGS)	A.J. Mowbray (TSS)	24.24
1991-	D.A. Carter (GT)	M. Logan (BGS)	J.E. Glasson (ACGS)	A.D. Dickson (NC)	B. Hiddlestone (BBC)	25.18
1992-	S. Logan (BSHS)	T. Mahony (NC)	R.J. Gibson (GT)	R.F. O'Rourke (TSS)	R.R. Blue (BGS)	24.80
1993-	T.A.L. Nicholson (ACGS)	L.E. Robertson (BBC)	L.A. Wallace (GT)	A.L.A. McGregor (NC)	C.R. Mowbray (TSS)	24.79
1994-	R.A. Powells (BSHS)	J.R. English (BBC)	J.M. Carter (GT)	T.M. Smith (BGS)	N.C. Rickard (NC)	23.98 @
1995-	S.C. Kennedy (NC)	E.J. Hutchison (BGS)	L.A. Donald (GT)	H.J.H. Jackson (BBC)	H.N. Simpson (TSS)	25.18
1996-	T. Harris (IGS)	C. Kenman (BGS)	E.M. Gallagher (GT)	C.G. Sullivan (NC)	S. Snelling (TGS)	24.98
1997-	H. Day (NC)	B. Gourlay (TSS)	C.D.J. Flouch (NC)	B.M. Sprenger (GT)	D.J. Taylor (ACGS)	24.89
1998-	M.E. Smith (NC)	S. Stewart (BGS)	S.E. Dwyer (GT)	H. Leung (ACGS)	G.R. Davies (BBC)	24.96
1999-	R.P. McDonald (NC)	A. Turner (TGS)	T.R. Veitch (BBC)	P.D. Weatherley (ACGS)	J. O'Brien (BGS)	24.84
2000-	D.J. Campbell (NC)	A. Seward (TSS)	E. Hinschen (IGS)	E. McGregor (BSHS)	M.S. Chan (ACGS)	24.79
2001-	A.F. Barclay (BBC)	A.J. Hutchinson (NC)	J. Bird (TSS)	B. Usher (ACGS)	A. Brown (BGS)	24.97
2002-	D.S.C. Cramb (BBC)	R.J. Hayes (NC)	D. Johnston (BSHS)	Z. Wright (IGS)	T. Collins (TSS)	24.24
2003-	S. James (BGS)	K.M. Richardson (NC)	J. Chandler (IGS)	R.I. Russell (GT)	B.J. O'Bryan (TSS)	24.78
2004-	D. Linde (IGS)	H.R. Clentsmith (ACGS)	C. Clarke (BSHS)	J.M. Wacker (NC)	T. Wright (TSS)	25.16
2005-	D.J. Van Velden (BBC)	R. Webber (IGS)	M. Brooks (BSHS)	C.R. Holgar (ACGS)	J.D. Mechielson (GT)	24.27
2006-	S.H. Moore (BGS)		M.J. McGahan (GT)	D.R. Price (NC)	J. Taylor (BSHS)	24.87
2007-	J.R. Bruton (TSS), tie	D.A. Young (BGS)	X. Crawford (TSS)	J. Furfinger (IGS)	N.G. O'Brien (GT)	24.90
2008-	B.J. Walkington (NC)	C. Dreghorn (TSS)	T. McGriffin (ACGS)	A. Robinson (NC)		24.74
	W.T. Schoch (BGS)			W.T. McGagan (GT), tie		
2009-	C.M. McKiernan (NC)	J.A. Saunders (BGS)	E.D. Smith (IGS)	A. Williams (TSS)	L.E. Grount (ACGS)	25.40
2010 -	Z.J. Whenuaroa (NC)	S.A. Taylor (BSHS)	S.J. Greene (BGS)	M. van Velden (BBC)	S.D. Reiser (GT)	24.58
2011-	A.F. Press (TSS)	M. Kwong (NC)	P.R. Brittain (TGS)	J.W. Mills (BBC)	X.M. Power (GT)	24.35
2012-	R.J. Parker (BSHS)	B.O. Smith (TSS)	M.H. Kwong (NC)	P. Soalheira (ACGS)	B. White (BGS)	24.46
2013-	L. Osborne (GT)	B. T. Heiniger (TSS)	D. Parker (NC)	C. M. Watkins (BBC)	T. Rull (BSHS)	24.71

50 Metre Freestyle: Open

Date	First	Second	Third	Fourth	Fifth	Time
1927-	F. Vincent (BGS)	R. Scanlan (NC)	B. Butcher (TSS)			30 2/5
1928-	F. Vincent (BGS)	J. Forster (CEGS)	B. Butcher (TSS)			30
1929-	F. Vincent (BGS)	I. White (CEGS)	- Betts (TSS)			29 1/5
1930-	H. Stephens (CEGS)	R.E. Scanlan (NC)	G. Finemore (BGS)			31 1/5
1931-	L. Stephens (CEGS)	G. Haigh (BGS)	B. McMennamin (NC)			29 4/5
1933-	T. Long (BSHS)	R. Valmadre (NC)	V. Neihl (BGS)			30 2/5
1934-	T. Muller (TGS)	C.N. Crompton (BGS)	E.R. Nelht (BGS)			30
1935-	T. Muller (TGS)	J.W. Clark (BGS)	M.H. Moray (CEGS)			292/5
1936-	J. Venning (GT)	J.W. Clark (BGS)	J. McCalium (CEGS)	S. Hawgood (BBC)	M. Gallagher (NC)	29 3/5
1937-	J. Parkinson (CEGS)	C. Bernays (TGS)	D. Bell (BGS)	R. Wnght (BBC)	D. Sparkes (BSHS)	29 2/5
1939-	J.S. Parkinson (CEGS)	J.C. Rivett (TGS)	A.J. Radcliffe (TSS)	W.H. Irving (BGS)	G. Barr (BSHS)	28 3/5
1940-	R.J. Grant (GT)	G.L. Hando (CEGS)	J. Hart (BGS)	G. Barr (BSHS)	J. Miller (NC)	30 4/5
1941-	I. A. Hinwood (BBC)	F. Campbell (BSHS)	A. Hodel (NC)	B.H. Dowling (BSHS)	G.J. Stuart (TGS)	30 3/5
1943-	A. Russell (CEGS)	F.W. Heron (CEGS)	H.W. Tait (TGS)	K. Collins (BSHS)	C.A. Hoey (BBC)	29 4/5
1944-	A.I. Wright (CEGS)	C.A. Hoey (BBC)	R.J. Scott (TGS)	J. Duthie (BSHS)	B. Cahill (NC)	30 2/5
1945-	J. Card (TGS)	W. Chandler (BBC)	I.G. Brown (BGS)	J. Falconer (CEGS)	F.J. Williams (GT)	35 3/5
1946-	R.C. Rogers (CEGS)	E.R. Robinson (BGS)	W. Aiken (TGS)	W. Harwick (TSS)	W.R. Dowd (BBC)	29
1947-	R.C. Rogers (CEGS)	T. Eady (TSS)	F.R. Sullivan (GT)	J. McKendry (NC)	G.M. Skinner (BGS)	281/2
1948-	J.R. Boast (BGS)	G. Newton (BSHS)	R. Rogers (CEGS)	T.E. Eady (TSS)	F.R. Sullivan (GT)	28 2/5
1949-	J.R. Boast (BGS)	R. CriKenden (TSS)	N.R. Smith (BBC)	J. O'Neill (NC)	J.D. BartleK (CEGS)	28 3/5
1950-	D.O. Mason (CEGS)	N.R. Smith (BBC)	J. O'Neill (NC)	A. Tonkins (BGS)	J.G. Prentice (GT)	277/10
1952-	J.R. Barrek (GT)	D. Trenery (TGS)	C. Arnold (CEGS)	J.H. Burnie (BBC)	J.S. Wamer (TSS)	28
1953-	C.J. Weld (GT)	W. Arnold (CEGS)	R. Kirkcaldie (BBC)	R. Duggan (NC)	J.A. Kingston (TSS)	26 8/10
1954-	L. Jones (NC)	B. Hawkins (CEGS)	J. Byrne (GT)	R.K. Kirkcaldie (BBC)	R.C. Wakeley (TSS)	27 4/5
1955-	R. Murray (GT)	B.W. Hawkins (CEGS)	A.C. Dowling (BGS)	R. Wakely (TSS)	R. Mossop (NC)	28 3/10
1956-	R. Eriksen (CEGS)	R. Murray (GT)	A. Dowbry (BGS)	R. Bently (NC)	R. Lawson (BBC)	27 3/10
1957-	R. Murray (GT)	R.L. Eriksen (CEGS)	J. Shay (NC)	D. McCarthy (BBC)	R. Bryce (IGS)	271/5
1958-	D. McCarthy (BBC)	R. Wickham (GT)	R. Enright (NC)	E.K. Vance (CEGS)	R.R. Beale (BGS)	27 2/5
1959-	K. Fredericks (NC)	E. Richards (GT)	G. Miller (CEGS)	V. Huxley (TSS)	J. Bennett (BGS)	26 4/5
1960-	H. Orth (IGS)	E. Richards (NC)	G.H. Miller (CEGS)	R. Cooke (GT)	R.B. East (BBC)	267/10
1961-	H. Orth (IGS)	D. Glen (CEGS)	R. McMahon (NC)	C. Leagh-Murray (BGS)	D. Sexton (GT)	26 3/10
					J. Lyndon (BBC), tie	
1962-	N.W. Reynolds (CEGS)	R. Fingleton (GT)	D. Anning (TSS)	I.R. Atfleck (BGS)	G. Lawson (BBC)	25 4/5
1963-	N.W. Reynolds (CEGS)	R. Fingleton (GT)	D.A. Robbins (BGS)	H. Robertson (TSS)	R. Cooper (NC)	25.7
1964-	R.G. Mitchell (CEGS)	G. Rayner (BSHS)	I.F. Woods (BBC)	R. Lockhart (TSS)	J.C. Lipscomb (NC)	26.6
1965-	R.E. Lockhart (TSS)	G. Rayner (BSHS)	R.E. Walker (CEGS)	I.F. Woods (BBC)	M. Huhon (BGS)	26.1
1968-	R.H. Fry (CEGS)	D.M. Forster (BBC)	A. Clarke (GT)	G. Mitchell (BSHS)	N.R. Kelly (BGS)	25.9
1969-	G. Brough (TSS)	N. Proctor (GT)	G. McFarland (IGS)	J. Holloway (CEGS)	G. Want (BGS)	25.8
1970-	J. Henderson (NC)	N. Proctor (GT)	R. Watts (BGS)	A. Shean (CEGS)	R. Newman (IGS)	26.3
1971-	J. VanOpdenbosch (GT)	R. HuKon (BGS)	G.R. Langdon (BBC)	A. Shean (BSHS)	G.R. Warfield (CEGS)	26.5
1972-	J. Van Opdenbosch (GT)	N.W. Martin (BGS)	M.F. Bolt (TSS)	S. Smith (BSHS)	S.M. Mowen (CEGS)	26.2
1973-	S. Smith (BSHS)	J. Van Opdenbosch (GT)	B. Mowens (CEGS)	I. Want (TSS)	J. Chang (IGS)	26.1
1974-	M. Tonelli (GT)	M. McEniery (NC)	A. Raeborn (TSS)	B. Stubbs (BGS)	A. Aspland (IGS)	25.4
1975-	R. McLellan (BBC)	N. Kemp (CEGS)	R. Thams (BGS)	R. Smith (GT)	J. Potts (BSHS)	26.5
1976-	R. Bendeich (BGS)	R.W. McLellan (BBC)	W. Wakefield (BSHS)	A. Abrahams (GT)	S.J. Hart (CEGS)	25.9
1977-	R. Jones (BGS)	R.R. Fryer (BBC)	M.J. Spurrier (IGS)	M.E. Elliott (CEGS)	M. Meehan (GT)	26.0
1978-	T. McCawley (GT)	S. Habemman (BGS)	G.S. Crow (CEGS)	J.T. McNamara (BSHS)	B. Battersby (TSS)	26.09
1979-	T. McCawley (GT)	R. Milroy (BGS)	M.Green (GT)	B. Battersby (TSS)	J. McLeod (BBC)	26.52
1980-	R. Duncan (NC)	S.D. Fidler (BSHS)	N. Alcorn (BGS)	M. Waller (GT)	B.R. Cranstoun (CEGS)	25.91
1981-	M.A. Packmann (BSHS)	M. Agnew (NC)	A.J. Waddell (BBC)	D.N. Hines (IGS)	D.S. Frail	25.11
1982-	T. Dodson (GT)	R. Kahler (BGS)	C. Parkyn (BSHS)	M. Agnew (NC)	A. Dietz (TSS)	25.73
1983-	J.S. Sieben (BSHS)	W.R. Mortensen (GT)	E. Clementson (BGS)	D.J. Garner (TGS)	J. Bush (NC)	24.17
1984-	M.C. O'Brien (GT)	M.R. Magnusson (CEGS)	G.M. Boevink (NC)	T.E. Hart (TSS)	B.P. MacDonald (IGS)	24.67
1985-	R.A. Cameron (BBC)	I.D. Swinton (BGS)	S.N. Ponton (IGS)	S.J. Cotter (BSHS)	S.M. Dalton (GT)	24.99
1986-	T.J. Russell (GT)	R.W. Burton (BSHS)	N.G. Magnusson (ACGS)	J. Simmonds (ACGS)	A.P. Middleton (IGS)	25.41
1987-	J.W. Fredericks (GT)	P.A. Hamilton (TGS)	P.A. Stone (BBC)	D.J. Lawrance (ACGS)	A.B.J. Scriven (BGS)	25.34
1988-	A.J. Baildon (TSS)	J.W. Fredericks (GT)	D.A. Richardson (ACGS)	S.R. Steindl (BGS)	D. Fiorini (NC)	23.36 @
1989-	M.K. Fredericks (GT)	D.J. Helgeson (BGS)	T.A. Sayer (TSS)	B.W. Duff (ACGS)	D.O. Fiorini (NC)	24.92
1990-	W.D. Fredericks (GT)	C.C. Hackett	S.E. Lewis (BSHS)	A.B. McCreedy (ACGS)	A. Stott (IGS)	24.85
1991-	M.J. Keamey (NC)	T. Clayton (BBC)	N.J. Rollason (GT)	A.B. McCreedy (ACGS)	M. Knobel (TSS)	24.85
1992-	D.A. Carter (GT)	M. Logan (BGS)	M. Knobel (TSS)	B. McGregor (NC)	P. Smerdon (BSHS)	24.54
1993-	S.M. Logan (BSHS)	P.F. O'Rourke (TSS)	T.K. Mahony (NC)	T.E. Clayton (BGS)	A.J. Sexton (GT)	24.23
1994-	B.O. Nothling (BGS)	T.A.L. Nicholson (ACGS)	L.A. Wallace (GT)	L.F. Robertson (BBC)	B.R. Cooper (NC)	23.99
1995-	N.C. Rickard (NC)	T.A.L. Nicholson (ACGS)	T.M. Smith (BGS)	J.M. Carter (GT)	A.M. Craven (BBC)	24.11
1996-	N.C. Rickard (NC)	J.M. Winter (GT)	H.M. Simson (TSS)	G. Chandler (TGS)	K. Evans (BSHS)	23.91
1997-	D.M. Walker (NC)	G. Chandler (TGS)	E.M. Gallagher (GT)	T. Harris (IGS)	C.D. Clegg (TSS)	24.07
1998-	B. Gourlay (TSS)	C.D.J. Flouch (NC)	H. Day (BGS)	M.D. Chisholm (GT)	N. Murphy (ACGS)	24.44
1999-	M.E. Smith (NC)	C.A. Besley (BBC)	D.J. Taylor (ACGS)	S. Stewart (BGS)	D. Gynther (BSHS)	24.55
2000-	M.E. Smith (NC)	R.B. Norris (ACGS)	R.J. Maitland (GT)	P. Priest (BSHS)	A. Turner (TGS)	24.48
2001-	D.J. Campbell (NC)	A. Seward (TSS)	P. Priest (BSHS)	A. Frazer (BGS)	M. Chan (ACGS)	24.22
2002-	A.F. Barclay (BBC)	A. Brown (BGS)	J. Bird (TSS)	C.R. Hillan (NC)	B. Usher (ACGS)	24.45
2003-	C.R. Hillan (NC)	D.S.C. Cramb (BBC)	J. Turnham (IGS)	S.J. Bassett (ACGS)	W. Clewett (TGS)	23.98
2004-	K.M. Richardson (NC)	S. James (BGS)	B. O'Bryan (TSS)	M. Black (IGS)		24.23
				E.M. Douglas (GT), tie		
2005-	E. Hannant (TSS)	D. Linde (IGS)	R.J. Hilder (NC)	H.R. Clentsmith (ACGS)	M. Dewhurst (BGS)	24.61
2006-	M. Brooks (BSHS)	A. Braun (TSS)	S.M. Robertson (BBC)	J. Hoek (IGS)	J.D. Mechlielsen (GT)	23.76
2007-	M. Brooks (BSHS)	M.A. Kressibucher (GT)	C. Fox (TSS)	K.M. Crawford (NC)	S.W. Wacker (BGS)	23.82
2008-	A.Cois (BGS)	B.J.Walkington (NC)	T.Parris (TSS)	J.J. McDonald (GT)	J.Achilles (ACGS)	24.44
2009-	A.L. Cois (BGS)	H. Perkins (TSS)	N.J. Rider (GT)	T.D. McGriffin (ACGS)	A.R. Robinson (BBC)	24.14
2010 -	L. Bailey (BGS)	A. Williams (TSS)	L.E. Grout (ACGS)	E.D. Smith (IGS)	C.W. Gray (NC)	24.68
2011-	Z.J. Whenuaroa (NC)	L.W. Percy (TSS)		M.Van Velden (BBC)	D.J.Brown (ACGS)	24.14
		S.J. Greene (BGS), tie				
2012-	A.F. Press (TSS)	Z.J. Whenuaroa (NC)	J. McMahon (GT)	S. Green (BGS)	W.H. Lane (TGS)	23.68
2013-	C.F. Fasala (IGS)	M. Jones (NC)	R. Parker (BSHS)	B.O. Smith (TSS)	B. White (BGS)	23.80

50 Metre Backstroke: Under 13

Date	First	Second	Third	Fourth	Fifth	Time
1965-	K.P. McGregor (TGS)	K.B. Nyberg (CEGS)	L. Heathcote (BSHS)	A.J. Shean (GT)	B. Martin (BGS)	35.5
1968-	N.W. Martin (BGS)	G. Frost (BSHS)	W. Fisher (GT)	R.A. Lacaze (CEGS)	A.I. Barbour (BBC)	34.8
1969-	W. Fisher (GT)	R. Mowen (NC)	N. Barrett (TGS)	R. Hicks (CEGS)	B. Collinson (BBC)	37.1
1970-	M. Toneyil (GT)	R. McCarthy (BSHS)	R. McCowan (CEGS)	M. Beli (TSS)	R. Egerton (BGS)	35.3
1971-	A. Wilson (BGS)	R.H. McCowan (CEGS)	W. Stone (BBC)	J. Cameron (BSHS)	A. Paim (NC)	34.0
1972-	R. Thams (BGS)	B.T. Donovan (CEGS)	A. Van de Velde (GT)	S. Harris (BSHS)	T. McCawley (NC)	32.9
1973-	J. Perkins (BGS)	R. Logan (BSHS)	C. Johnston (GT)	S.A. Habermann (CEGS)	D.N. Yarrow (IGS)	33.9
1974-	R. Beardmore (BGS)	T. McCawley (GT)	G. Byram (CEGS)	I. Van Haeringen (BSHS)	C. McMillan (TGS)	35.2
1975-	J. Yule (BGS)	D. Nottingham (BSHS)	G. Seawright (TGS)	N. Thompson (BBC)	M. Pearce (TSS)	35.3
1976-	M. Glanford (BGS)	R. Clarke (BSHS)	G. Gibbons (GT)	D.J. Hoyal (CEGS)	S.L. Muir (TSS)	36.2
1977-	D.S. Veren Kemp (IGS)	M. Xavier (BGS)	A. Packman (BSHS)	G. Gibbons (GT)	C.D. Carlyon (CEGS)	35.4
1978-	R. Cope (BGS)	R.L. Down (BSHS)	S.J. Burton (TSS)	G.D. Trenerry (TGS)	J. McNamee (GT)	34.1
1979-	J. Sieben (BSHS)	W. Mortensen (GT)	G. Trenerry (TGS)	C. Deacon (BGS)	D. Hancock (TSS)	33.77
1980-	G. Boevink (NC)	G. Edwards (BSHS)	G. Hepple (TGS)	A. Savage (BGS)	A. Scott (TSS)	35.72
1981-	A.J. Kurth (BGS)	S.J. Cotter (BSHS)	R.R. Bumie (TGS)	K.M. Terriss (IGS)	J. Austin (BBC)	32.59
1982-	J. Ives-Plunkett (BSHS)	J. Deacon (BGS)	C. Finlay (BBC)	T. Young (IGS)	R. Trenerry (TGS)	32.89
1983-	C.A. Logan (BSHS)	M.T. Lee (CEGS)	K.T. O'Donoghue (GT)	C.J. Lawrence (TSS)	T.J. Somes (BBC)	32.73
1984-	A. Egorov (BSHS)	T. Cronshaw (BGS)	D.J. MacLean (BBC)	D.G. Hobart (TSS)	D. Watson-Brown (GT)	33.66
1985-	J.C. Cooper (BSHS)	A.J. Weston (ACGS)	R.T. Clancy (GT)	M. Van Oostrum (IGS)	D.S. Cooke (BGS)	32.35
1986-	T.M. Boevink (NC)	C.J. McInerney (GT)	A.B. McCready (ACGS)	A.J. Cooper (ACGS)	D.J. Lodge (BGS)	33.74
1987-	S.J. Richards (BGS)	A.G. Cook (GT)	G.J. Taylor (ACGS)	K.D. Eldridge (BSHS)	B.J. Leventis (BBC)	32.66
1988-	A. Dickson (NC)	B.F. Martin (ACGS)	M.J. Stewart (GT)	S.K. Chng (BSHS)	J.P. Margerison (BGS)	34.12
1989-	A.H. Flaskas (ACGS)	B. Mulder (BGS)	R.S. Ch'ng (BSHS)	M.R. Chappell (GT)	M. T O'Rourke (TSS)	33.00
1990-	L.A. Wallace (GT)	D.J. Boxall (BSHS)	B.W. Jones (ACGS)	C. Bradshaw (TGS)	L.F. Robertson (BBC)	31.58
1991-	R. A. Powells (BSHS)	G. B. Pearce (TSS)	S.K.C.Y. Liew (ACGS)	S. M. Nothing (BGS)	J.P. Hoolveld (GT)	30.98
1992-	D. Holcombe (BSHS)	S. Kennedy (NC)	A.J. Lacey (TSS)	D.A. Rogers (BGS)	K.H. Skyngng (BBC)	32.36
1993-	T.C. Weingarth (NC)	A.R. Athanasiov (TGS)	C.R.J. Kenman (BGS)	G. Astill (IGS)	J.D.C. Mornson (ACGS)	33.08
1994-	T.A. VanVeen (BBC)	J.W. McCourt (NC)	B.M. Sprenger (GT)	M.O.G. Bell (BGS)	G. Astill (IGS)	31.16
1995-	A.D. Timms (NC)	N. Gourgard (IGS)	M. Parkinson (BSHS)	P.R. Mellor (BGS)	B.J. Norms (ACGS)	32.98
1996-	L.C. McBean (TSS)	M.W. Denning (NC)	M.J. English (BBC)	A. Hutton-Young (BGS)	C. Thornton (BSHS)	31.48
1997-	R.G. Barker (NC)	E. Hinschen (IGS)	A. Leeder (TGS)	A. Woodgate (BGS)	J.C. Hey (TSS)	32.68
1998-	T.W.T. Jones (NC)	T. Beadle (BGS)	A.J. Hosking (BBC)	J. Russ (ACGS)	K. Mitton (IGS)	32.24
1999-	L.H.M. Lyons (BBC)	A. Dickey (TGS)	J. Johnson (IGS)	A.W. Talbot (NC)	T.D. Garnaut (GT)	31.00
2000-	J. Young (BGS)	M.R. Delbridge (NC)	D. Linde (IGS)	C. Falknau (TGS)	R.I. Russell (GT)	33.07
2001-	E. Hannant (TSS)	D.E. Murphy (NC)	M.J. Massey (BBC)	S. Streeter (IGS)	L. Klein (BGS)	32.67
2002-	B.J. Donaldson (NC)	M. Rudolph (IGS)	M.C. Close (ACGS)	M.J. Gregory (BBC)	A. Miller (BGS)	31.72
2003-	J. Kibby (IGS)	M.J. Gregory (BBC)	P. Hawkins (BSHS)	M.L. Wilson (NC)	S. Moore (BGS)	32.46
2004-	X. Crawford (TSS)	T.L. James (BBC)	L.J. Clements (ACGS)	A.J. Hughes (NC)	R. Alcorn (IGS)	31.62
2005-	H. Perkins (TSS)	A.J. Hughes (NC)	D.R. Powell (ACGS)	T. Wood (IGS)	G.P. O'Brien (GT)	32.08
2006-	H.B. Taylor (ACGS)	E. Smith (IGS)	Z.A. Taylor (NC)	J.P. Herd (GT)	H. Dolan (TSS)	28.70 @
2007-	Z. Featherstone (TSS)	T.T. Leung (BBC)	C. Lloyd (IGS)	H.J. Coburn (GT)	M.W. Stafford-Smith (ACGS)	32.15
2008-	A. Press (TSS)	J.M. Jilliand (NC)	R. Smith (ACGS)	M.D. Zammitt (IGS)	S. Pratt (BBC)	32.63
2009-	R.J. Parker (BSHS)	D.J. Lang (BGS)	P.C. Mills (BBC)	J. Brown (TSS)	I.J. Freeman (NC)	32.45
2010 -	L.J. Neill (GT)	C.R. Lewis (NC)	D. J. Lang (BGS)	J.P. Gordon (TGS)	E. Zhou (BBC)	32.44
2011-	B.N. McCarthy (NC)	H.W. Stubbs (ACGS)	A.E. Gibson (TGS)	D.W. Wilson (IGS)	J.W. Burgess (BSHS)	32.29
2012-	J.W. Ford (IGS)	B.J. Woolf (NC)	W.P. Walsh (BSHS)	M. Adi (BGS)	A. Gantimuroff (BBC)	31.48
2013-	B.M. Carlyon (BBC)	B. Wang (BGS)	W. Harris (ACGS)	F.J. Stewart (TGS)	C. Oslington-Elliott	29.67

50 Metre Backstroke: Under 14

Date	First	Second	Third	Fourth	Fifth	Time
1947-	K. Waller (CEGS)	J. Murphy (NC)	D.K. Phillips (IGS)	A. Jeffrey (BSHS)	M. Law (TGS)	44 4/5
1948-	N. Jacklin (NC)	B.B. Loel (CEGS)	P.J. Trafford (GT)	R. Hobler (BBC)	S. Harns (BGS)	40 2/5
1949-	D. Trenerry (TGS)	R.V. Biggs (GT)	G. Whitehouse (CEGS)	L. Woodgate (NC)	A. Usher (TGS)	38 1/5
1950-	C. Weld (GT)	C.J. Whitehouse (CEGS)	A.R. Jones (BBC)	W. Evans (NC)	R. Geddes (TGS)	378/10
1952-	T. Brandon (BBC)	R. Clarke (NC)	M. Carleton-Smith (GT)	W. Christie (CEGS)	M.R. Litzow (IGS)	414/10
1953-	T. Brandon (BBC)	R.N. McCoombes (IGS)	J. Cox (GT)	J. Beare (NC)	A. Padgen (TGS)	38.2
1954-	J. McLeod (CEGS)	A. Fingleton (GT)	T. Jacobsen (NC)	J. Stathes (IGS)	P. Gibson (BBC)	40 1/10
1955-	E.K. Vance (CEGS)	J. Fingleton (GT)	R. Kelly (TSS)	J. Thorley (NC)	W. Stubbs (TGS)	38 1/2
1956-	J. Fingleton (GT)	I.E. Keyes (CEGS)	P. McMahon (NC)	R. Colclough (BGS)	R. Morrison (TSS)	37
1957-	A. Fingleton (GT)	R.D. Mamie (TSS)	P. McMahon (NC)	F. Graham (BBC)	B. Dunn (BGS)	35 1/5
1958-	T. McMahon (NC)	G.A. Sampson (BGS)	R.G. Fingleton (GT)	R. Taylor (BBC)	W.A. Watts (TSS)	35 1/5
1959-	G. Dunne (BGS)	N. Reynolds (CEGS)	R. Fingleton (GT)	M. Chagoury (NC)	P. Rolfe (TSS)	36 1/5
1960-	J.W. Knmmer (CEGS)	J. Chapman (GT)	R. Simpson (TGS)	S.C. Gregory (BBC)	D. Jenkins (TSS)	35 1/2
1961-	J. Chapman (GT)	A. MacLeod (BGS)	R. Gregory (BBC)	R. Miria (TSS)	P. Downie (CEGS)	36 1/10
1962-	W.F. Luya (CEGS)	B. McMahon (GT)	R.R. Birch (BGS)	P. Davies (NC)	R. Gregory (BBC)	36
1963-	B. McMahon (GT)	J. Walmsley (NC)	D.J. Lloyd (CEGS)	S.R. Booker (BGS)	B. Bell (BSHS)	35.5
1964-	P.D. Hamilton (GT)	D.M. Rylance (BBC)	N.J. Hooper (BGS)	J.G. Fraser (CEGS)	M.C. Beatty (NC)	35.7
1965-	G. Reid (BGS)	G.J. Brough (TSS)	A.A. Hogue (CEGS)	F. Clarke (IGS)	D.M. Forster (BBC)	34.8
1968-	G.J. Sanders (TGS)	G.R. Langdon (BBC)	P. Raward (TSS)	G.J. Short (BGS)	W.D. Gardiner (IGS)	33.1
1969-	N. Martin (BGS)	G. Frost (BSHS)	P. Lacaze (CEGS)	P. Lalor (NC)	N. Spike (GT)	33.6
1970-	R. Mowen (NC)	A. Carstensen (BSHS)	W. Barrett (TGS)	A. Birchley (CEGS)	J. Lowes (GT)	34.6
1971-	M. Tonelli (GT)	R. McCarthy (BSHS)	M.J. Bell (TSS)	S. Holland (CEGS)	R. Stubbs (BGS)	32.4
1972-	R.H. McCowan (CEGS)	A. Wilson (BGS)	W.J. Stone (BBC)	A. Palm (NC)	R. Jones (GT)	32.3
1973-	R. Thams (BGS)	B. Donovan (CEGS)	W. Wakefield (BSHS)	R. Boneham (GT)	P.J. McLeod (BBC)	32.0
1974-	J. Perkins (BGS)	M.J. Spurrier (IGS)	R. Logan (BSHS)	C. Seawright (TGS)	J. Ford (GT)	32.6
1975-	P. Beardmore (BGS)	T. McCawley (GT)	W. Greenhalgh (TSS)	S. Habermann (CEGS)	M. Woodrow (BSHS)	32.7
1976-	J. Yule (BGS)	G.R. Seawright (TGS)	N.D. Thompson (BBC)	J.D. Petersen (IGS)	D. Nottingham (BSHS)	34.0
1977-	R. Clarke (BSHS)	M. Glanford (BGS)	D.R. Orbell (IGS)	S.J.H. Moffatt (BBC)	D.J. Hoyal (CEGS)	32.0
1978-	M. Xavier (BGS)	M.A. Packman (BSHS)	D.S. Verrenkamp (IGS)	D.B. McKinstry (TGS)	G. Gibbons (GT)	34.1
1979-	S. Clarke (BSHS)	S. Burton (TSS)	R. Cope (BGS)	J. McNamee (GT)	A. Finlay (BBC)	31.01
1980-	W. Moretensen (GT)	S.A. Ponton (IGS)	S.A. Hay (BSHS)	P.W. Hammond (TSS)	G. Dalton (BGS)	30.90
1981-	G. Boevink (NC)	G. Edwards (BSHS)	A.E. Savage (BGS)	M.C. O'Brien (GT)	G.J. Hepple (TGS)	32.08
1982-	A. Kurth (BGS)	M. Mastromichele (BSHS)	P. Burnie (TGS)	R. Boman (GT)	R. Gilroy (IGS)	32.23
1983-	J.S. Ives-Plunkett (BSHS)	J.W. Deacon (BGS)	C.J. Finlay (BBC)	A.M. O'Donoghue	R.F. Trenerry (TGS)	32.15
1984-	C.A. Logan (BSHS)	M.T. Lee (CEGS)	K.T. O'Donoghue (GT)	A.A. Brightwell (TSS)	A.B.J. Scriven (BGS)	30.26
1985-	J.D. Paetzholdt (BGS)	J.M. Dean (ACGS)		D.A. Watson-Brown (GT)	R.H. Gilroy (IGS)	33.53
1986-	J.C. Cooper (BSHS)	A.J. Weston (ACGS)	L. Maguire (NC)	R.R. Pollard (BBC)	M. Van Oostrum (IGS)	30.59
1987-	C.R. Patterson (BSHS)	D.J.G. Little (BGS)	T.M. Boevink (NC)	C.J. McInerney (GT)	K.J. Perkins (BBC)	32.11
1988-	A.G. Cook (GT)	M. Knobel (TSS)	G.J. Taylor (ACGS)	S.J. Richards (BGS)	J.R. Forster (BSHS)	31.38
1989-	A.D. Dickson (NC)	M.J. Stewart (GT)	S.P. Rowe (BBC)	C.W. Forster (BSHS)	B.F. Martin (ACGS)	32.36
1990-	S.M. Logan (BSHS)	A.H. Flaskas (ACGS)	T.E. Clayton (GT)	B. Mulder (BGS)	I.G. Ware (IGS)	30.62
1991-	D.J. Boxall (BSHS)	L.A. Wallace (GT)	L. Robertson (BBC)	K.A. Lacin (BGS)	C. Bradshaw (TGS)	30.16
1992-	R.A. Powells (BSHS)	K.A. Lacin (BGS)	M. Roland (NC)	B.G. Connell (ACGS)	T.J. Lingham (BBC)	29.47

50 Metre Backstroke: Under 14 (Continued)

1993-	N.B. Baird (BSHS)	D.A. Rogers (BGS)	D.G. Smith (NC)	T.W. Rogers (IGS)	D.W. Guthrie (GT)	30.04
1994-	A. Athanasiov (TGS)	T.C. Weingarth (NC)	C.R.J. Kenman (BGS)	M.P. Gallagher (GT)	R. Cadd (IGS)	31.09
1995-	J.W. McCourt (NC)	A.T. Yates (TSS)	B.M. Sprenger (GT)	M.Q.G. Bell (BGS)	N.R. Murphy (ACGS)	30.34
1996-	N. Gourgaud (IGS)	A.D. Timm (NC)	B.J. Norris (ACGS)	P. Melloy (BGS)	M.J. Hamlin (GT)	31.93
1997-	L. C. McBean (TSS)	W. W. H. Dening (NC)	M. English (BBC)	C. Votan (BGS)	M. deKloot (ACGS)	33.88
1998-	E. Hinschen (IGS)	I. Goh (TSS)	M.G. Skroblin (BBC)	R.G. Barker (NC)	A. Woodgate (BGS)	30.47
1999-	N.R. Sprenger (GT)	T. Beadle (BGS)	A.J. Hosking (BBC)	T.W.T. Jones (NC)	J.W. Ledgerwood (TSS)	30.39
2000-	L.H.M. Lyons (BBC)	J. Johnson (IGS)	C. Partridge (TSS)	A.W. Talbot (NC)	T.D. Garnaut (GT)	30.10
2001-	M.R.T. Delbridge (NC)	J. Young (BGS)	R.A. Hayes (BBC)	M. Fox (TSS)	A.J. Tellam (GT)	31.12
2002-	E. Hannant (TSS)	J.R. Murray (NC)	M.J. Massey (BBC)	S.M. Sprenger (GT)	L. Klein (BGS)	31.12
2003-	B.J. Donaldson (NC)	L. Burns (IGS)	M.C. Close (ACGS)	W.H. Han (TSS)	A. Miller (BGS)	29.81
2004-	P. Hawkins (BSHS)	R.J. Fogarty (GT)	B. Cunningham (TSS)	M.J. Gregory (BBC)		30.48
		S. Moore (BGS), tie				
2005-	R.R. Ryan (NC)	J. Bailey (TSS)	T.L. James (BBC)	L.J. Clentsmith (ACGS)	R. Alcorn (IGS)	29.95
2006-	H. Perkins (TSS)	A.J. Hughes (NC)	G.P. O'Brien (GT)	T. Wood (IGS)	B.G. Hewitt (BGS)	30.36
2007-	H.B. Taylor (ACGS)	M. Larkin (BGS)	S.A. Taylor (NC)	C. Fedrick (IGS)	S.M. O'Neill (GT)	28.61 @
2008-	Z. Featherstone (TSS)	W.J. Whenuaroa (NC)	Z.A. Taylor (BSHS)	H.W. Strathdee (IGS)	C.P. Robusto (GT)	29.01
2009-	A. Press (TSS)	M.D. Zammit (IGS)	J.M. Gilliland (NC)	L.M. Cronin (GT)	P.J. Soalheira (BSHS)	30.13
2010 -	D. V. Oliver (NC)	R.J. Parker (BSHS)	P.J. Soalheira (ACGS)	J.R. Brown (TSS)	M.J. Sweeney (TGS)	29.73
2011-	M.A. Carleton (ACGS)	C.R. Lewis (NC)	D.J. Richardson (TSS)	E. Zhou (BBC)	L.J. Neill (GT)	30.98
2012-	B.N. McCarthy (TGS)	M.B. Canham (IGS)	H. Stubbs (BGS)	S.H. Macky-Payne (TSS)	B.T.Herrigan (NC)	30.13
2013-	J .W. Ford (IGS)	H. Abeya (ACGS)	B. Woolf (NC)	A. Gantimuroff (BBC)	S.J. Dobbie (TGS)	29.55

50 Metre Backstroke: Under 15

Date	First	Second	Third	Fourth	Fifth	Time
1948-	D.O. Mason (CEGS)	F. Guilford (NC)	D. Bird (BBC)	D. Phillips (IGS)	A. Jeffrey (BSHS)	36
1949-	C.H. Arnold (CEGS)	W.J. Murray (GT)	N. Jacklin (NC)	P. Hobler (BBC)	K. Henry (BSHS)	37 2/5
1950-	D. Trenery (TGS)	S. Norris (BSHS)	P.S. Mason (CEGS)	J.R. Barren (GT)	R. Woodgate (NC)	34 1/10
1952-	M. Mason (CEGS)	I. McBain (NC)	I. Freeman (BGS)	T. Byrne (GT)	H. Morrow (TSS)	38 4/10
1951-	W. Cox (GT)	N. McCoombes (IGS)	K. Wainwright (CEGS)	J. Beare (NC)	G. Bell (BSHS)	36 1/10
1955-	R. Leong (NC)	A. Fingleton (GT)	G. Derrick (BBC)	R. Hopkins (BGS)	R. Dart (TSS)	36 7/10
1956-	P. Enright (NC)	J. Enright (GT)	D. Applebee (CEGS)	R. Dart (TSS)	D. Clarke (BGS)	36
1957-	P. Cooke (GT)	B. McPhee (BBC)	I.E. Key (CEGS)	R. Brown (BGS)	D. Whikie (TGS)	36 1/10
1958-	J.A. Fingleton (GT)	P. McMahon (NC)	R.D. Mamie (TSS)	P. Lobegeiger (IGS)	F. Graham (BBC)	33 7/10
1959-	T. McMahon (NC)	B. Munro (CEGS)	G. Simpson (BGS)	B. Fingleton (GT)	P. Taylor (BBC)	32 7/10
1960-	N.W. Reynolds (CEGS)	R. Fingleton (GT)	G. Dunne (BGS)	M. Chagoury (NC)	R.E. Wilson (BBC)	33 3/5
1961-	D. Jenkinson (TSS)	R. Trevethan (CEGS)	D. Milburn (GT)	S. Gregory (BBC)	D. Forster (BGS)	35 4/10
1962-	G. Rayner (BSHS)	J.M. Covacevich (BGS)	J.Chapman (GT)	D. Yeates (TSS)	J.H. Hines (CEGS)	32 7/10
1963-	W.F. Luya (CEGS)	D. White (GT)	B. Aplin (BBC)	R.R. Birch (BGS)	A. Carrick (NC)	32.9
1964-	G.L. Gardiner (NC)	B.F. McMahon (GT)	D.J. Lloyd (CEGS)	J. McGavin (BSHS)	R.K. Williams (BGS)	32.6
1965-	D.M. Rylance (BBC)	N. Hooper (BGS)	R.D. Hamilton (GT)	J.G. Fraser (CEGS)	J. Lloyd (TSS)	34.4
1968-	A. Shean (GT)	B. McGregor (TGS)	R. Perry (BSHS)	J.S. Henderson (NC)	T. Hoskin (BBC)	30.9
1969-	G.R. Langdon (BBC)	B. Cooper (BSHS)	G. Sanders (TGS)	R. Raward (TSS)	G. Short (BGS)	31.7
1970-	N. Martin (BGS)	J. Van Opdenbosch (GT)	G. Frost (BSHS)	R. Lacaze (CEGS)	M. Thomas (TGS)	31.5
1971-	G. Frost (BSHS)	A. Cook (BGS)	C. Jones (GT)	G.A. Roberts (TSS)	A.J. Birchley (CEGS)	32.3
1972-	M. Tonelli (GT)	W. Clements (BSHS)	S.R. Holland (CEGS)	B. Stubbs (BGS)	G.J. Boyd (TSS)	31.5
1973-	A. Wilson (BGS)	R. McCowan (CEGS)	W. Stone (BBC)	M. Kelly (NC)	R. Smith (GT)	31.2
1974-	R. Thams (BGS)	W. Wakefield (BSHS)	A. VandeVelde (GT)	B. Donovan (CEGS)	R. Gniffiths (TGS)	31.1
1975-	J. Perkins (BGS)	T. Bettenay (BSHS)	M. Spurrier (IGS)	C. Johnston (GT)	D. Moffat (BBC)	31.5
1976-	R. Beardmore (BGS)	T. McCawley (GT)	W. Greenhalgh (TSS)	G.A. Byram (CEGS)	I. Van Haeringen (BSHS)	31.8
1977-	J. Yule (BGS)	G.R. Seawright (TGS)	M.D. Thompson (BBC)	M.T. Pearce (TSS)	A.J. Anderson (BSHS)	32.3
1978-	R. Clarke (BSHS)	D.R. Orbell (IGS)	M. Glanford (BGS)	D.J. Hoyal (CEGS)	S.C. Falconer (TGS)	30.8
1979-	M. Packman (BSHS)	G. Trotman (NC)	M. Xavier (BGS)	R. Gibson (BBC)	D. Verrenkamp (IGS)	31.41
1980-	S.E. Clarke (BSHS)	G. Beikoff (BGS)	S.J. Burton (TSS)	A.M. Finlay (BBC)	S.A. Lisle (TGS)	29.65
1981-	W. Moretensen (GT)	S.A. Hay (BSHS)	S.A. Ponton (IGS)	R.W. Hammond (TGS)	G.M. Piastiras (BGS)	28.99
1982-	L. Boevink (NC)	M. O'Brien (GT)	G. Edwards (BSHS)	M. Magnusson (CEGS)	G. Heppie (TGS)	29.57
1983-	A.J. Kurth (BGS)	S.J. Cotter (BSHS)	R. Boman (GT)	R.R.L. Burnie (TGS)	R.R. Gilroy (IGS)	30.86
1984-	M.R. Packman (BSHS)	J.W. Deacon (BGS)	A.M.O'Donoghue (GT)	C.J. Finlay (BBC)	C.J. Davies (CEGS)	30.10
1985-	C.A. Logan (BSHS)	M.T. Lee (ACGS)	K.T. Donoghue (GT)	S.A. Reinke (TGS)	A. Brighwell (TSS)	30 11
1986-	T. Cronshaw (BGS)	L.A. Waters (BSHS)	D.A. Watson-Brown (GT)	D.J. Maclean (BBC)	R.H. Gilroy (IGS)	32.13
1987-	J.C. Cooper (BSHS)	A.J. Weston (ACGS)	J.A. McKeering (NC)	D.S. Cooke (BGS)	M. Van Oostnum (IGS)	29.37
1988-	C.J. Mcinemy (GT)	D.J.G. Little (BGS)	A.B. McCready (ACGS)	C.R. Patterson (BSHS)	K.J. Perkins (BBC)	30.78
1989-	M. Knobel (TSS)	D.C. Plumpton (BSHS)	S.J. Richards (BGS)	A.G. Cook (GT)	G.J. Taylor (ACGS)	29.68
1990-	C.W. Forster (BSHS)	A.D. Dickson (NC)	J.D. Griffith (ACGS)	S.J. Russell (GT)	D.J. Best (IGS)	30.68
1991-	S.M. Logan (BSHS)	A.H. Flaskas (ACGS)	T.E. Clayton (GT)	B. Mulder (BGS)	C.A. Mounsey (NC)	30.23
1992-	L.A. Wallace (GT)	D. Boxall (BSHS)	L.F. Robertson (BBC)	B. Glide (NC)	B.W. Jones (ACGS)	29.14
1993-	R.A. Powells (BSHS)	K.A. Lacia (BGS)	T.J. Lingham (BBC)	L.F. Brown (NC)	B.G. Connell (ACGS)	28.16
1994-	N.B. Baird (BSHS)	S.K.C.Y. Liew (ACGS)	D.W. Guthrie (GT)	D.A. Rogers (BGS)	D.G. Smith (NC)	28.63
1995-	M.R. Gallagher (GT)	A. Athanasiov (TGS)	T.C. Weingarth (NC)	C.R.J. Kenman (BGS)	D. Allen (IGS)	29.96
1996-	J.W. McCourt (NC)	W.B. Guthrie (GT)	M. Bell (BGS)	G. Astill (IGS)	R.F. McCallum (TSS)	29.62
1997-	H. Leung (ACGS)	N. Gourgaud (IGS)	J.E. Chamman (NC)	M. Riley (BGS)	M. Howarth (BBC)	29.70
1998-	L.C. McBean (TSS)	M.J. English (BBC)	W.W.H. Dening (NC)	M. TeKloot (AGCS)	C. Votan (BGS)	28.36
1999-	E. Hinschen (IGS)	R.G. Barker (NC)	M.G. Skroblin (BBC)	A. Leeder (TGS)	I. Goh (TSS)	29.68
2000-	N.R. Sprenger (GT)	T. Beadle (BGS)	A.J. Hutchinson (NC)	A.J. Hosking (BBC)	R. Church (IGS)	29.17
2001-	L.H.M. Lyons (BBC)	A.W. Talbot (NC)	J. Johnson (IGS)	T.D. Garnaut (GT)	R. Muller (BGS)	28.45
2002-	M.R.T. Delbridge (NC)	B. O'Bryan (TSS)	J. Young (BGS)	A. Tellam (GT)	R.A. Hayes (BBC)	29.79
2003-	T. Wright (TSS)	J.R. Murray (NC)	M.J. Massey (BBC)	M. Rudolph (IGS)	S.M. Sprenger (GT)	29.50
2004-	D.J. van Velden (BBC)	L. Burns (IGS)	B.J. Donaldson (NC)	M.C. Close (ACGS)	M. Brookes (BSHS)	28.57
2005-	C.H. Morrison (ACGS)	N. Johnson (NC)	P. Hawkins (BSHS)	J.R. Bruton (TSS)	R.J. Fogarty (GT)	29.11
2006-	R.R. Ryan (NC)	L.J. Clentsmith (ACGS)	J. Bailey (TSS)	J.R. Cornish (GT)	R. Alcorn (IGS)	28.38
2007-	H. Perkins (TSS)	R. Smith (TGS)	A.J. Hughes (NC)	G.P. O'Brien (GT)	M. Rafton (BSHS)	29.18
2008-	Z. A. Taylor (NC)	A. Mills (BBC)	C.M. Raven (IGS)	A. Cois (BGS)	T. Clarke (TSS)	29.28
2009-	Z.J. Whenuaroa (NC)	Z. Featherstone (TSS)	A.S. Prasad (BSHS)	T.T. Leung (BBC)	H.J. Pullar (BGS)	28.13 @
2010 -	R.C. Gerlach (ACGS)	J. Gilliland (NC)	A. Press (TSS)	D.S. Timbs (TGS)	Z. W. Welfare (IGS)	28.36
2011-	D.V. Oliver (NC)	R.J. Parker (BSHS)	J.L. Parry (BGS)	C.M. Harvey (GT)	P.J. Soalheira (ACGS)	28.31
2012-	J.A. Cornell (IGS)	C.R. Lewis (NC)	L. Osborne (GT)	M. Carleton (ACGS)	D. Lang (BGS)	28.79
2013-	B.N. McCarthy (TGS)	M.B. Canham (IGS)	S.H. Mackay-Payne (TSS)	W. Walsh (BSHS)	H. Stubbs (BGS)	28.78

50 Metre Backstroke: Under 16

Date	First	Second	Third	Fourth	Fifth	Time
1939-	D. Wilson (CEGS)	G.J. Stuart (TGS)	G.M. D'Arcy (GT)	W. Ash (BBC)	R. Ryan (NC)	41 3/5
1940-	G. Thursby (CEGS)	G.M. D'Arcy (GT)	B.H. Dowling (BGS)	I.A. Hinwood (BBC)	L. Smith (BSHS)	39
1941-	G.M. D'Arcy (GT)	R. Nixon-Smith (CEGS)	S.Scott (NC)	D.L. Cowan (TGS)	J.T. Duhig (BBC)	38 4/5
					N.C. Perkins (BGS). tie	
1942-	No Competition					
1943-	T. Chapple (TGS)	N.E. Parker (CEGS)	N. Eaves (GT)	J. Stubbs (BSHS)	G. Clarke (NC)	41 2/5
1944-	I.D. Brown (BGS)	G.M. Carr (TGS)	W.R. Chandler (TSS)	J.H. Epps (CEGS)	K. Campbell (GT)	37 4/5
1945-	K. Graham (BSHS)	F. Gardner (BGS)	J. Tyrell (CEGS)	T. Boyce (TGS)	C.C. Thompson (BBC)	36 1/5
1947-	R.N. Gaie (CEGS)	M. Trennery (TGS)	H. Nicholson (NC)	D. Wells (TSS)	G. Baker (BSHS)	36 3/5
1948-	J.D. Bartlett (CEGS)	J. O'Neill (NC)	H. Schwartz (TGS)	E.H. Benjamin (BGS)	M.J. Haren (GT)	35 3/10
1949-	D.O. Mason (CEGS)	B. Tatham (NC)	M. Benstead (BSHS)	J.F. Harrington	V. Hinton (TGS)	34 3/10
1950-	A.H. Arnold (CEGS)	W.J. Murray (GT)	F. Smith (NC)	P. Hobler (BBC)	J. Frew (BGS)	35 3/10
1952-	C.J. Weld (GT)	C. Whitehouse (CEGS)	R. Duggan (NC)	R. Kirkelle (BBC)	W.R. Raymond (TGS)	33 9/10
1953-	N.M. Cooke (GT)	B. Hawkins (CEGS)	D. Dobbie (BBC)	A.H. Morrow (TSS)	B. Parton (BSHS)	36 8/10
1954-	R. O'Donoghue (NC)	B.A. Martin (BBC)	R. Horton (GT)	W. Christie (CEGS)	A. Dowling (BGS)	36 1/2
1955-	J. Cox (GT)	M.K. Hooper (CEGS)	J. Delahunty (NC)	D.I. Madden (BGS)	D. Petty (TGS)	
1956-	A. Fingleton (GT)	J. McLeod (CEGS)	R. Leong (NC)	P. Hopkins (BGS)	G. Denick (BBC)	33
1957-	P. Enright (NC)	J. Enright (GT)	D.C. Applebee (CEGS)	R.J. Kelly (TSS)	N. Potts (BGS)	34 2/5
1958-	T. McMahon (NC)	P.K. Cooke (GT)	R. Brown (BGS)	D.A. Hordern (TSS)	I. McPhee (BBC)	34
1959-	J. Fingleton (GT)	F. Graham (BBC)	P. McMahon (NC)	C. Creatorix (CEGS)	P. Lobbeiger (IGS)	32 4/5
1960-	B.J. Munro (CEGS)	T. McMahon (NC)	T. Affleck (BGS)	R.S. Gregory (BBC)	R. Bligh (BBC)	32 4/5
1961-	N. Reynolds (CEGS)	R. Fingleton (GT)	G. Dunne (BGS)	M. Rumer (TGS)	J. Potts (TSS)	32
1962-	P.J. Treveltham (CEGS)	D. Milburn (GT)	S. Gregory (BBC)	D. Jenkinson (TSS)	B. Madsen (BSHS)	33 1/5
1963-	J.M. Covacevich (BGS)	G. Rayner (BSHS)	J. Chapman (GT)	R.A. Downie (CEGS)	J.C. Dixon	31.4
1964-	W.F. Luvu (CEGS)	B.R. Apin (BBC)	D.M. White (GT)	R. Birch (BSHS)	R.G. Hogarth (TSS)	32.6
1965-	G.L. Gardiner (NC)	B.F. McMahon (GT)	B.D. Moon (TSS)	J.N. Carter (CEGS)	J. McGavin (BSHS)	32.0
1968-	K.P. McGregor (TGS)	E.R. Clarke (CEGS)	B. Fisher (GT)	L. Heathcote (BSHS)	P.J. Langdon (BBC)	30.2
1969-	A. Shean (CEGS)	B. McGregor (TGS)	T. Hoskin (BBC)	W. Frost (BSHS)	P. Ramsay (TSS)	30.2
1970-	B. Cooper (BSHS)	G.R. Langdon (BBC)	G. Sanders (TGS)	P. Raward (TSS)	G. Short (BGS)	29.8
1971-	N.W. Madin (BGS)	G. Sanders (TGS)	D. Bellamy (BSHS)	P. Lalor (NC)	R. McL. Davidson (CEGS)	30.4
1972-	G. Frost (BSHS)	D. McGovern (TGS)	C. Jones (GT)	A. Winlaw (IGS)	B. Collinson (BBC)	31.8
1973-	M. Tonelli (GT)	S. Holland (CEGS)	W. Clements (BSHS)	B. Stubbs (BGS)	A. Reabum (TSS)	29.0
1974-	A. Wilson (BGS)	W. Stone (BBC)	P. Smith (GT)	R. McCowan (CEGS)	M. Kelly (NC)	30.9
1975-	W. Wakefield (BSHS)	C.J. Loel (CEGS)	M. Beardmore (BGS)	A. Van Der Velde (GT)	B. Green (BBC)	31.8
1976-	J. Perkins (BGS)	T. Bettenay (BSHS)	P.A. Waddington (CEGS)	D.K. Moffatt (BBC)	C. Johnson (GT)	31.2
1977-	P. Beardmore (BGS)	G.K. Orbell (IGS)	T. McCawley (GT)	W. Greenhalgh (TSS)	M.W. Evans (BSHS)	30.2
1978-	J. Yule (BGS)	G.R. Seawright (TGS)	N.D. Thomson (BBC)	J.M. Hooper (BSHS)	G.J.T. Kenny (CEGS)	31.6
1979-	D. Orbell (IGS)	R. Clarke (BSHS)	M. Glanford (BGS)	T. Karydis (IGS)	P. Hancock (TSS)	29.85
1980-	M. Xavier (BGS)	A.J. Watts (BSHS)	G. Trotman (NC)	R.L. Gibson (BBC)	D.S. Verrenkamp (IGS)	31.02
1981-	S.E. Clarke (BSHS)	S.J. Burton (TSS)	G.B. Beikoff (BGS)	M.J. Holmes (GT)	S.A. Lisle (TGS)	29.07
1982-	J. Sieben (BSHS)	W. Mortensen (GT)	P. Hammond (TGS)	S. Ponton (IGS)	D. Hancock (TSS)	29.59
1983-	G. Boevink (NC)	M.C. O'Brien (GT)	G.J. Hepple (TGS)	M.R. Magnusson (CEGS)	T.E. Hart (TSS)	29.86
1984-	A.J. Kurth (BGS)	S.J. Cotter (BSHS)	S. Dalton (GT)	S.T. Gillespie (NC)	P.R.L. Burnie (TGS)	30.41
1985-	M.R. Packman (BSHS)	J.W. Deacon (BGS)	A.M. O'Donoghue (GT)	C.J. Finlay (BBC)	J. MacTaggart (TSS)	29.33
1986-	C.A. Logan (BSHS)	M.T. Lee (ACGS)	S.A. Reinke (TGS)	K.T. O'Donoghue (GT)	A.A. Brightwell (TSS)	29.79
1987-	D.S. Watson-Brown (GT)	R.H. Gilroy (IGS)	D.J. Maclean (BBC)	M. Hanwood (BGS)	S.W. Anderson (ACGS)	31.29
1988-	J.C. Cooper (BSHS)	A.J. Weston (ACGS)	J. McKeering (NC)	S.I. Bnmmblecombe (TGS)	W.D. Fredericks (GT)	28.73
1989-	K.J. Perkins (BBC)	C.J. Mcinemy (GT)	T.W. Penrose (TSS)	C.R. Patterson (BSHS)	D.J.G. Little (BGS)	30.18
1990-	D.A. Sheehan (BSHS)	M. Knobel (TSS)	S.J. Richards (BGS)	G.J. Taylor (ACGS)	A.G. Cook (GT)	28.85
1991-	A.D. Dickson (NC)	J.D. Griffith (ACGS)	A.P. Rollason (GT)	S.W. Bender (BGS)	R. Gordon (BBC)	30.38
1992-	S. Logan (BSHS)	A.H. Flaskas (ACGS)	T.E. Clayton (GT)	J. Duggan (NC)	B. Mulder (BGS)	28.27
1993-	D.J. Boxall (BSHS)	L.A. Wallace (GT)	B.C. Glide (NC)	B.W. Jones (ACGS)	J.A. Christopher (TSS)	28.32
1994-	R.A. Powells (BSHS)	T.J. Lingham (BBC)	B. Biggam (IGS)	N.C. Rickard (NC)	B.G. Connell (ACGS)	27.60
1995-	N. Baird (BSHS)	S.K.C.Y. Liew (ACGS)	M.G. Bush (NC)	H.J.H. Jackson (BBC)	A.J. Lacey (TSS)	29.02
1996-	T.C. Weingarh (NC)	E.M. Gallagher (GT)	A. Athanaslov (TGS)	J. Wheeler (ACGS)	C. Kenman (BGS)	29.05
1997-	W. B. Guthrie (GT)	J. W. McCourt (NC)	P. F. McCallum (TSS)	M. Bell (BGS)	G. Astill (IGS)	29.78
1998-	P. Melloy (BGS)	N. Gourgaud (IGS)	J.E. Charman (NC)	H. Leung (ACGS)	M.D. Howarth (BBC)	29.22
1999-	L.C. McBean (TSS)	R.P. McDonald (NC)	M.J. English (BBC)	P.D. Weatherley (ACGS)	R. Church (IGS)	27.71
2000-	M.G. Skroblin (BBC)	E. Hinschen (IGS)	R.G. Barker (NC)	D. Collins (TSS)	A. Woodgate (BGS)	29.61
2001-	N.R. Sprenger (GT)	A.F. Barclay (BBC)	T. Beadle (BGS)	T.W.T. Jones (NC)	M. Playford (TGS)	28.36
2002-	L. Lyons (BSHS)	L. Brodie (NC)	A.R. Dickey (TGS)	D.S.C. Cramb (BBC)	C. Birscoe (ACGS)	28.39
2003-	M.R.T. Delbridge (NC)	M. Black (IGS)	P.J. Gleeson (BBC)	B. O'Bryan (TSS)	T. Aitken (GT)	28.28
2004-	T. Wright (TSS)	M.J. Massey (BBC)	B.F. Hutchinson (NC)	W. Fellowes (IGS)	L. Klein (BGS)	29.33
2005-	B.J. Donaldson (NC)	M.C. Close (ACGS)	R. Webber (IGS)	B. Ball (TSS)	M. Thornley (BGS)	28.18
2006-	C.S. Dunne (NC)	P. Hawkins (BSHS)	C.H. Morrison (ACGS)	R.J. Fogarty (GT)	J. Kibby (IGS)	28.36
2007-	R.R. Ryan (NC)	J.R. Cornish (GT)	X. Crawford (TSS)	R. Alcorn (IGS)	R. Donald (BSHS)	28.12
2008-	A.J. Hughes (NC)	H. Perkins (TSS)	C. Fedrick (IGS)	B.G. Hewitt (BGS)	C.T. Smith (GT)	28.70
2009-	H.B Taylor (BSHS)	Z.A. Taylor (NC)	A.J. Mills (BBC)	A. Cois (BGS)	E.D. Smith (IGS)	28.04
2010 -	Z. Whenuaroa (NC)	J. Merriliees (ACGS)	C. P. Robusto (GT)	T. T. Leung (BBC)	H. W. Strathdee (IGS)	28.42
2011-	R.C. Gerlach (ACGS)	J.M. Gilliland (NC)	P.R. Brittain (TGS)	Z.W. Welfare (IGS)	B.M. Willoughby (TSS)	27.34 ®
2012-	D.V. Oliver (NC)	B.L. Ashby (TSS)	J. Parry (BGS)	R.J. Parker (BSHS)	M.J. Sweeney (TGS)	27.94
2013-	J. Cornwell (IGS)	D. Lang (BGS)	J.K. Kersten (TSS)	C. Lewis (NC)	C. Carsley (GT)	27.48

100 Metre Backstroke: Open

Date	First	Second	Third	Fourth	Fifth	Time
1947-	D. Michael (BSHS)	A. Bumett (BBC)	I. Hatherell (TGS)	M. Foote (CEGS)	D. McAuliffe (NC)	77 3/5
1948-	D. Michael (BSHS)	R.N. Gale (CEGS)	M. Trennery (TGS)	D. Weil (TSS)	J. Nash (BGS)	76 1/10
1949-	J.D. Bartlett (CEGS)	M. Trennery (TGS)	R. Hogarth (BSHS)	J. O'Neill (NC)	T.A. Hickey (GT)	80
1950-	J.D. Bartlett (CEGS)	J. O'Neill (NC)	R.A. Hickey (GT)	R. Wiles (BGS)	R. Lacaze (TGS)	80
1952-	J.R. Barrett (GT)	D. Trenerry (TGS)	B. Griffith (CEGS)	A. Scarabosia (NC)	D.V. Campbell (BBC)	1:15 3/10
1953-	C.J. Weld (GT)	I. McBain (NC)	R. Kirkcaldie (BBC)	C.M. Porter (CEGS)	J.S. Stephensen (TSS)	1:14 6/10
1954-	R. O'Donoghue (NC)	D. Connors (CEGS)	J. Byrne (GT)	R.K. Kirkaldie (BBC)	G. Quinn	1:19 3/10
1955-	R. O'Donoghue (NC)	M. Cooke (GT)	M. Litzow (IGS)	B. Martin (BBC)	J.A. Noble (CEGS)	1:17 1/10
1956-	A. Fingleton (GT)	R. O'Donoghue (NC)	F. Lamb (CEGS)	A. Dowry (BGS)	G. Davidson (TSS)	1:12
1957-	J. Fingleton (GT)	J.G. McLeod (CEGS)	K. Williams (NC)	G.J. Nall (BGS)	G. Derrick (BBC)	1:9 2/5
1958-	J.J. Enright (GT)	A.J. Nall (BGS)	P. Enright (NC)	J.R. Nobb (CEGS)	R.J. Kelly (TSS)	1:14 1/5
1959-	J.J. Enright (GT)	J.R. Noble (CEGS)	R. Brown (BGS)	M. Lynch (NC)	R. O'Brien (BBC)	1:15 3/5
1960-	J. Fingleton (GT)	G.S. Greaorix (CEGS)	R. Brown (BGS)	I.B. McPhee (BBC)	P. Foxtan (TSS)	1:10 1/2
1961-	G. Greaorix (CEGS)	T. McMahon (NC)	P. Foxtan (TSS)	P. Lever (BGS)	M. Oley (GT)	1:10 9/10
1962-	B.J. Munro (CEGS)	T. McMahon (NC)	R. Fingleton (GT)	I.R. Affleck (BGS)	D. Whitehead (BSHS)	1:11
1963-	B.J. Munro (CEGS)	R. Fingleton (GT)	S.C. Gregory (BBC)	R. Timmins (BSHS)	P.G. Baxter (IGS)	1:9.9
1964-	J.M. Covacevich (BGS)	R.A. Downie (CEGS)	G. Rayner (BSHS)	J.M. Chapman (GT)	J.C. Dixon (IGS)	1:12.4
1965-	W.F. Luy (CEGS)	J. Covacevich (BGS)	J. Dixon (IGS)	B.P. Thompson (BBC)	R. Birch (BSHS)	1:9.7
1968-	G.J. Reid (BGS)	T.J. Stewart (CEGS)	D.M. Rylance (BBC)	G. Lowes (GT)	R. Holden (BSHS)	68.4
1969-	K. McGregor (TGS)	G. Brough (TSS)	D. Stewart (CEGS)	R. Perry (BSHS)	D. Forster (BBC)	66.9
1970-	A. Shean (CEGS)	B. McGregor (TGS)	R. Ramsay (TSS)	A. MacDiarmid (BBC)	A. Fox (BGS)	62.8

100 Metre Backstroke: Open (Continued)

1971-	A. Shean (BSHS)	J. Van Opdenbosch (GT)	G.R. Langdon (BBC)	G.J. Short (IGS)	P. Morrow (TGS)	63.6
1972-	N.W. Martin (BGS)	J. Van Opdenbosch (GT)	P. Lalor (NC)	W. D. Barren (TGS)	D.J. Wilson (CEGS)	64.6
1973-	D. McGovern (TGS)	D. Wilson (CEGS)	C. Jones (GT)	M. Beardmore (BGS)	M. Hibbs (BSHS)	69.6
1974-	M. Tonelli (GT)	M. Beardmore (BGS)	R. Anning (TSS)	M. Gosney (CEGS)	J. James (BSHS)	60.2
1975-	R. Thams (BGS)	W.L. Stone (BBC)	R. Barry (BSHS)	S. Jackson (CEGS)	R.W. Griffiths (TGS)	1:08.0
1976-	R. Thams (BGS)	A. Van DeVelde (GT)	W.J. Stone (BBC)	P. Barry (BSHS)	R.W. Griffiths (TGS)	69.1
1977-	J. Perkins (BGS)	W.B. Barry (BSHS)	C.B.J. Jackson (CEGS)	A.G. Thomson (BBC)	G. Hampson (GT)	68.7
1978-	D.J. Orbell (IGS)	G.A. Breakwell (BSHS)	P. Beardmore (BGS)	R.E. Dawes (TSS)	G. Hampson (GT)	1:05.2
1979-	G. Orbell (IGS)	G. Breakwell (BSHS)	R. Nagal (BGS)	D.R. Bradford (TSS)	T. Gibbons (GT)	1:04.78
1980-	R. Clarke (BSHS)	S.J. Moffatt (BBC)	T. Karydis (TGS)	D.W. Parwons (IGS)	A.M. MacLachlin (TSS)	1:05.91
1981-	A.M. Wilson (BSHS)	M.A. Xavier (BGS)	D.S. Verrenkamp (IGS)	G. Trotman (NC)	A. Waddell (BBC)	64.94
1982-	A. Watts (BSHS)	R. Percival (BGS)	S. Burton (TSS)	S. Lisle (TGS)	M. Holmes (GT)	1:06.32
1983-	S.E. Clark (BSHS)	W.R. Mortensen (GT)	R.W. Hammond (TGS)	S.A. Ponton (IGS)	C.J. Deacon (BGS)	1:02.25
1984-	G.M. Boevink (NC)	G.J. Heppie (TGS)	T.E. Hart (TSS)	B. O'Donoghue (GT)	A.J. St. Baker (CEGS)	1:02.25
1985-	J.M. Brennan (BBC)	A.L.J. Cross (BGS) tie	I.R. Edwards (BSHS)	R. Boman (GT)	A.J. St. Baker (ACGS)	1:03.83
1986-	J.W. Deacon (BGS)	A.M. O'Donoghue (GT)	M.R. Packman (BSHS)	G.J. Finlay (BBC)	B.G. Walker (NC)	62.60
1987-	M.T. Lee (ACGS)	K.T. O'Donoghue (GT)	B.G. Walker (NC)	S.A. Reinke (TGS)	D.G. Clark (BBC)	1:02.09
1988-	D.J. Maclean (BBC)	D.A. Watson-Brown (GT)	A.B. Nelson (BGS)	R.H. Gilroy (IGS)	M. Sawtell (NC)	1:06.31
1989-	A.J. Weston (ACGS)	J.A. McKeering (NC)	S.I. Brimblecombe (TGS)	D.J. Evans (TSS)	M. Humphreys (BBC)	1:04.74
1990-	C.J. McInemey (GT)	T.W. Penrose (TSS)	K.J. Richards (BBC)	D.J. LiHle (BGS)	C.R. PaRerson (BSHS)	1:03.64
1991-	K. Perkins (BGS)	M. Knobel (TSS)	S.J. Perkins (BGS)	A.G. Cook (GT)	D.C. Plumpton (BSHS)	1:00.75
1992-	M. Knobel (TSS)	J.D. Griffiths (ACGS)	M.J. Stewart (GT)	A. Dickson (NC)	C. Forster (BSHS)	1:02.45
1993-	S.M. Logan (BSHS)	T.E. Clayton (BGS)	A.H. Flasks (ACGS)	A.R. Rollason (GT)	A.J. Jones (NC)	1:00.37
1994-	D.J. Boxall (BSHS)	B.W. Jones (ACGS)	L.A. Wallace (GT)	T.E. Clayton (BGS)	L.F. Brown (NC)	1:00.28
1995-	C.R. Thomas (BGS)	B.G. Connell (ACGS)	L.F. Brown (NC)	B. Biggam (IGS)	G.M. Steggall (GT)	1:00.74
1996-	G. Chandler (TGS)	H.J.H. Jackson (BBC)	M.G. Sara (GT)	C. Thomas (BGS)	M.G. Bush (NC)	1:01.65
1997-	G. Chandler (TGS)	D. M. Walker (NC)	J. Wheeler (ACGS)	M. Trenchard (BBC)	E.M. Gallagher (GT)	1:00.61
1998-	W.B. Guthrie (GT)	J.V. Santacaterina (NC)	G. Heidke (TGS)	R.F. McCallum (TSS)	M. Bell (BGS)	59.55
1999-	W.B. Guthrie (GT)	P. Melloy (BGS)	N. Gourgaud (IGS)	P.F. McCallum (TSS)	M.D. Howarth (BBC)	59.33
2000-	L. McBean (TSS)	R.P. McDonald (NC)	M.J. English (BBC)	P.D. Weatherley (ACGS)	J. Bond (IGS)	58.60
2001-	M.G. Skroblin (BBC)	R. Beynon (IGS)	R.G. Barker (NC)	D. Collins (TSS)	A. Woodgate (BGS)	1:02.43
2002-	N.R. Sprenger (GT)	T. Beadle (BGS)	T.W.T. Jones (NC)	R. Beynon (IGS)	A.F. Barclay (BBC)	58.99
2003-	L. Brodie (NC)	L. Lyons (BSHS)	A. Dickey (TGS)	L.J. Wardley (TSS)	J. Turnham (IGS)	59.27
2004-	L. Brodie (NC)	S. Le Couilliard (TSS)	M. Black (IGS)	N. Cusack (BSHS)	P.J. Gleeson (BBC)	57.94 @
2005-	L. Burns (IGS)	D. Coombs (TSS)	B.F. Hutchinson (NC)	N. Cusack (BSHS)	M.J. Massey (BBC)	59.03
2006-	M. Loughran (TSS)	B.J. Donaldson (NC)	B. Freese (IGS)	M.C. Close (ACGS)	M.J. Thornely (BGS)	58.93
2007-	M. Loughran (TSS)	R.J. Fogarty (GT)	J. Kibby (IGS)	J. Taylor (BSHS)	K.R. Hindmarsh (NC)	58.87
2008-	C. Walker-Hebborn (TSS)	R.R. Ryan (NC)	R. Gallagher (ACGS)	R.J. Donald (BSHS)	J.R. Cornish (GT)	59.07
2009-	A. Harrington (TSS)	L. Nattman (BSHS)	G.P. O'Brien (GT)	C. Fedrick (IGS)	R.J. Gallagher (ACGS)	59.74
2010-	A.J. Mills (BBC)	Z.T. Dalby (ACGS)	Z. A. Taylor (NC)	T. Clarke (TSS)	E. D. Smith (IGS)	1:02.59
2011-	Z.J. Whenuaroa (NC)	H.J. Pullar (BGS)	J.P. Merrilees (ACGS)	A.S. Prasad (BSHS)	D.S. Timbs (TGS)	1:00.60
2012-	R. Gerlach (ACGS)	Z.J. Whenuaroa (NC)	L. Neill (GT)	D. S. Timbs (TGS)	O. Gillott (BBC)	59.81
2013-	B. L. Ashby (TSS)	T.C. Ludlow (TGS)	P.C. Mills (BBC)	L. Neill (GT)	M. Kwong (NC)	59.81

100 Metre Freestyle: Under 13

Date	First	Second	Third	Fourth	Fifth	Time
1965-	K.B. Nyberg (CEGS)	L. Heathcote (BSHS)	J. Salkeld (BGS)	D.L. Fisher (GT)	P. Ramsay (TSS)	70.3
1968-	D. Bellamy (BSHS)	N.W. Martin (BGS)	P.R. Raeborn (TSS)	R. Devlin (GT)	N.J. Yeates (CEGS)	66.4
1969-	D. Cook (BSHS)	R. Mowen (NC)	W. Fisher (GT)	D. Speight (TGS)	M. Reabum (TSS)	69.4
1970-	M. Tonelli (GT)	M. Reabum (TSS)	G. Scorer (BSHS)	R. McCowan (CEGS)	N. McEniery (NC)	65.2
1971-	R.H. McCowan (CEGS)	A. Wilson (BGS)	M. Crouch (GT)	J. Cameron (BSHS)	W. Stone (BBC)	65.8
1972-	P. Spiro (BGS)	A. Van de Velde (GT)	M.C. Patterson (CEGS)	S. Harris (BSHS)	P.J. McLeod (BBC)	64.0
1973-	G. Bendeich (BGS)	C.D. Charles (BGS)	D.N. Yarrow (IGS)	J. Reabum (BSHS)	C. Johnston (GT)	66.3
1974-	T. Cawley (GT)	J. McNamara (BSHS)	T. Bendeich (BGS)	S. Haberman (CEGS)	R. Brandon (BBC)	68.2
1975-	J. Hooper (BSHS)	D. Pullinger (TSS)	R. Morrison (GT)	I. Simpson (BGS)	B.A. Spork (CEGS)	1:05.2
1976-	L. Hogg (BSHS)	S.J. Moffatt (BBC)	S.L. Muir (TSS)	A. Sambrook (BGS)	L.Hall (NC)	63.8
1977-	L.C. Muir (TSS)	J.W. Ardon (IGS)	R.D. Victor (TGS)	T. Dobson (GT)	M.A. Packman (BSHS)	64.2
1978-	C.L. Miller (BSHS)	R. Kahler (BGS)	A. Baker (TSS)	J.D. Hamilton (NC)	B. Mulville (GT)	1:04.3
1979-	H. Steel (BSHS)	G. Trennery (TGS)	A. Smith (BGS)	W. Mortensen (GT)	B. Kane (TSS)	1:5.70
1980-	R.S. Leighton (TSS)	G. Edwards (BSHS)	M.W. Blackwell (CEGS)	R. Swintor (BGS)	C. Robertson (GT)	1:06.37
1981-	J.M. Brennan (BBC)	M. Mastromichele (BSHS)	A.C. Scott (TSS)	S.N. Ponton (IGS)	X.F. Clarke (GT)	60.63
1982-	M. Packman (BSHS)	A. Middleton (IGS)	S. Gane (BGS)	J. Reeve (CEGS)	J. Fredericks (GT)	1:03.45
1983-	D.W. King-Christopher (TSS)	S.L. Richardson (BSHS)	R.L. Quinn (GT)	E.D. Barry (CEGS)	C.J. Watson (IGS)	58.17
1984-	A.W. Bale (BGS)	A.J. Lobie (BSHS)	D.J. MacLean (BBC)	S.W. Anderson (CEGS)	D.G. Hobart (TSS)	1:03.27
1985-	J.C. Cooper (BSHS)	T. Sayer (TSS)	A.J. Weston (ACGS)	E.J. Nunn (IGS)	J. McKeering (NC)	1:02.01
1986-	K.J. Perkins (BBC)	C.R. Paderson (BSHS)	M.J. Buhaj (NC)	B.G. Lawrance (ACGS)	C.J. McInerney (GT)	1:01.94
1987-	R.K. Lyndon (GT)	M. Williams (TSS)	K.D. Eldridge (BSHS)	M.J. Kearney (NC)	G.J. Taylor (ACGS)	1:02.05
1988-	M. Logan (BGS)	J.C. McAllister (ACGS)	D.J. Clifford (GT)	S.K. Ch'ng (BSHS)	B.C. Hiddlestone (BBC)	1:03.86
1989-	S.M. Logan (BSHS)	R.J. Gibson (GT)	T.A. Greenland (BGS)	A.H. Flasks (ACGS)	R.F. O'Rourke (TSS)	1:00.77
1990-	L.A. Wallace (GT)	T.A.L. Nicholson (ACGS)	J.R. English (BBC)	R.A. Powells (BSHS)	C. Bradshaw (TGS)	1:01.89
1991-	R.A. Powells (BSHS)	J. English (BBC)	C.R. Thomas (BGS)	J.R. Hoolveld (GT)	T.V.D. Walker (TSS)	1:00.13
1992-	D.S. Gooda (NC)	S.K.C.Y. Liew (ACGS)	T. Sheehan (BSHS)	M.G. Sara (BSHS)	A.R. Challen (BGS)	57.98
1993-	B.J. Andersen (NC)	J. Wheeler (ACGS)	T. Harris (IGS)	T. Unsworth-Smith (BBC)	D.L. Scutt (GT)	1:01.65
1994-	W.B. Guthrie (GT)	R.W. Coote (NC)	M. Nowland (IGS)	M.O.G. Bell (BGS)	K.T.M. Playford (BBC)	58.22
1995-	H. Leung (ACGS)	A.D. Timms (NC)	M.R. Macann (GT)	G.R. Davies (BBC)	M.E. Riley (BGS)	59.33
1996-	M.R. Bowd (NC)	A. Turner (TGS)	J.M. Weber (GT)	A. Hutton-Young (BGS)	D.C. Muller (BBC)	1:01.86
1997-	R. G. Barker (NC)	E. Hinschen (IGS)	L. Stanton (BGS)	M. Skroblin (BBC)	M. X. Callanan (GT)	1:01.74
1998-	A.J. Hutchinson (NC)	N.R. Sprenger (GT)	T.L. Cunningham (TSS)	T. Beadle (BGS)	S. Metyard (IGS)	59.65
1999-	D.S.C. Cramb (BBC)	G.A. Sparrow (TSS)	J. Johnson (IGS)	D. Johnston (BSHS)	C.R. Hillan (NC)	58.54
2000-	S. James (BGS)	M. Roe (IGS)	K.M. Richardson (NC)	S.A. Fell (ACGS)	T.M. O'Shea (GT)	58.51
2001-	D. Linde (IGS)	S.M. Sprenger (GT)	E. Hannant (TSS)	A.R. Carlton (BBC)	S. Clyde (TGS)	58.93
2002-	J.A. Amberger (NC)	A. Miller (BGS)	C.B. Massie (ACGS)	N. Whitburn (BSHS)	L. Burns (IGS)	1:01.43
2003-	J.R. Brutton (TSS)	E.M. Barry (GT)	C.H. Morrison (ACGS)	S. Moore (BGS)	J. Taylor (BSHS)	58.13
2004-	T.L. James (BBC)	J. Bailey (TSS)	R.R. Ryan (NC)	J.S. Houghton (ACGS)	D. Young (BGS)	1:00.37
2005-	W.T. McGahan (GT)	M. Roettler (IGS)	H. Perkins (TSS)	D.R. Powell (ACGS)	N. McKendry (BGS)	59.76
2006-	T.G. Sprenger (GT)	H.B. Taylor (ACGS)	A.J. Mills (BBC)	A. Digby (TSS)	E. Smith (IGS)	57.33
2007-	A. Digby (TSS)	L.A. McLean (ACGS)	H.R. Hawker (TGS)	J.M. Gilliland (NC)	H. Strathdee (IGS)	57.95
2008-	A.Pace (BBC)	J.T. Pye (IGS)	J.A. McLoughlin (NC)	L.Percy (TSS)	D.L. Matthews (BSHS)	59.65
2009-	C.F. Fasala (IGS)	K.G. Archangeli (BGS)	B.A. Ashcroft (BSHS)	P. Pavlides (BBC)	I.J. Freeman (NC)	57.02 @
2010-	B. T. Lawson (TSS)	T. C. Rull (BSHS)	J. T. Seawright (GT)	C. R. Lewis (NC)	J. P. McFerran (IGS)	58.55
2011-	B.J. Oates (TGS)	J.H. Chen (IGS)	B.N. McCarthy (NC)	H.W. Stubbs (ACGS)	M.S. Statham (TSS)	59.90
2012-	C.J. Parbery (BSHS)	E. Mitchell (BBC)	Z. Stabbly-Cook (ACGS)	M. Adi (BGS)	J.B. Herbert (NC)	1:00.85
2013-	D. Ashcroft (BSHS)	T.J. Wilson (TGS)	B. Wang (BGS)	W. Harris (ACGS)	W. Bhujel (NC)	59.56

100 Metre Freestyle: Under 15 (Continued)

1986-	A.J. Baildon (TSS)	T. Cronshaw (BGS)	A. Egorov (GT)	M.J. Gallen (NC)	W.W. Friese (IGS)	54.92
1987-	J.C. Cooper (BSHS)	B.T. Arnold (BBC)	T. Staunton-Smith (BGS)	G.A. Williams (NC)	E.J. Nunn (IGS)	54.82
1988-	D.G. Fenton (BBC)	C.C. Hackett (TSS)	J.D. O'Neill (BGS)	C.R. Patterson (BSHS)	M.J. Buhaj (GT)	55.73
1989-	D.A. Sheehan (BSHS)	M.S. Cruickshank (BGS)	R.K. Lyndon (GT)	M. Knobel (TSS)	T.S. Carroll (NC)	55.15
1990-	M.J. Stewart (GT)	J.C. McAllister (ACGS)	B.C. Hiddlestone (BBC)	M. Logan (BGS)	A.D. Dickson (NC)	56.67
1991-	P.J. Gibson (GT)	B.O. Nothling (BGS)	P.F. O'Rourke (TSS)	T.P. Neylan (NC)	R.M. Collie (BSHS)	56.70
1992-	T.A.L. Nicholson (ACGS)	L.A. Wallace (GT)	D. Stiller (NC)	J. Partis (BSHS)	J.A. Christopher (TSS)	54.50
1993-	J.R. English (BBC)	M.J. Roland (NC)	C.R. Thomas (BGS)	B.G. Connell (ACGS)	J.M. Carter (GT)	55.77
1994-	N.B. Baird (BSHS)	D.S. Gooda (NC)	M.G. Sara (BBC)	S.K.C.Y. Liew (ACGS)	L.A. Donald (GT)	55.20
1995-	T. Harris (IGS)	P.D. Brosgarth (NC)	D.C. Berndt (BGS)	P.D. Scutt (GT)	J. Wheeler (ACGS)	56.57
1996-	B.M. Sprenger (GT)	D.M. Bush (NC)	M. Bell (BGS)	A.T. Yates (TSS)	G. Astill (IGS)	56.08
1997-	M.E. Smith (NC)	C. Besley (BBC)	J. Tuxford (TGS)	G. T Scarce (TSS)	M. R. Macann (GT)	55.80
1998-	R.P.S. McDonald (NC)	A. Turner (TGS)	D.C. Muller (BBC)	S.W. Eckstein (TSS)	M. Moran (BGS)	56.40
1999-	D.J. Campbell (NC)	E. Hinschen (IGS)	D.C. Muller (BBC)	L. Stanton (BGS)	I. Goh (TSS)	56.37
2000-	N.R. Sprenger (GT)	A.J. Hutchinson (NC)	J. Bird (TSS)	A.J. Hosking (BBC)	B. Usher (ACGS)	54.66
2001-	D.S.C. Cramb (BBC)	D. Johnston (BSHS)	L. Brodie (NC)	K.C. Mizuno (GT)	Z. Wright (IGS)	54.88
2002-	S. James (BGS)	J. Chandler (IGS)	S.A. Price (NC)	R.I. Russell (GT)	P.J. Gleeson (BBC)	54.40
2003-	D. Linde (IGS)	E.E. Hannant (TSS)	M. Dewhurst (BGS)	C.G. Clarke (NC)	S. Clyde (TGS)	54.18
2004-	D.J. van Velden (BBC)	R.C. Jovanovich (NC)	N. Whitburn (IGS)	T. McKendry (BGS)	S. Davies (TSS)	52.96 @
2005-	N. Johnson (NC)	J. Moorfoot (TSS)	E.M. Barry (GT)	C.H. Morrison (ACGS)	P. Hawkins (BSHS)	55.15
2006-	B.J. Walkington (NC)	J. Bailey (TSS)	T.J. James (BBC)	H.W. Simmonds (ACGS)	D.A. Young (BGS)	55.15
2007-	D.R. Powell (ACGS)	W.T. Schoch (BGS)	W.T. McGahan (GT)	R. Smith (TGS)	L. Thompson (TSS)	55.45
2008-	Z. Dalby (ACGS)	H. B. Taylor (BSHS)	A. Mills (BBC)	L.G. Bailey (BGS)	B. King (TSS)	54.74
2009-	A. Digby (TSS)	R. Eugster (NC)	O.J. Breakwell (BSHS)	L.A. Walker (BGS)	N.J. Groeneveld (ACGS)	53.05
2010-	R. C. Gerlach (ACGS)	R.A. McLoughlin (NC)	A. T. Pace (BBC)	D. L. Matthews (BSHS)	J. G. Scolaro (IGS)	54.23
2011-	C.F. Fasala (IGS)	R.J. Parker (BSHS)	S.B. Horton (TSS)	J.D. Whenuaroa (NC)	B.P. White (BGS)	53.25
2012-	L. Osborne (GT)	S. Young (BGS)	J.P. McFerran (IGS)	T.C. Rull (BSHS)	C.R. Lewis (NC)	55.99
2013-	B.J. Oates (TGS)	J. Camp (ACGS)	B. Jason (NC)	Z. Shepherd (BSHS)	J.T. Scully (IGS)	54.79

100 Metre Freestyle: Under 16

Date	First	Second	Third	Fourth	Fifth	Time
1926-	F. Vincent (BGS)	R. Benned (TSS)	I. Gredden (IGS)			76
1927-	J. Forster (CEGS)	P. Finemore (BGS)	A. Polkinghome (BSHS)			77 2/5
1928-	J. Venning (GT)	H. Stephens (CEGS)	H. Vierow (BSHS)			76 4/5
1929-	B. McMenamin (GT)	L. Ablin (IGS)	J. Heaton (TSS)			78 4/5
1930-	L. Stephens (CEGS)	W. Risley (BGS)	R. Spencer (GT)			71 4/5
1931-	W. Haylett (BGS)	R. O'Neill (TGS)	T. Riley (GT)			74
1933-	T. Long (BSHS)	O.W. Salkeld (BGS)	N. O'Neill (NC)			73 3/5
1935-	W. Stuart (TGS)	K. Byrne (GT)	R.M.M. Gill (TSS)			75 4/5
Reintroduced						
1964-	R. Birch (BSHS)	R.N. Sweetman (CEGS)	R.E. Gregory (BBC)	D.M. White (GT)	G.E. Handley (BGS)	61.3
1965-	D.J. Lloyd (CEGS)	G.L. Gardiner (NC)	B.F. McMahon (GT)	C. McLaughlin (BSHS)	C.M. White (TSS)	58.8
1969-	A. Shean (CEGS)	B. Carothers (BSHS)	B. McGregor (TSS)	J. Henderson (NC)	R. Frail (TSS)	60.2
1970-	B. Cooper (BSHS)	R. Devlin (GT)	G.R. Langdon (BBC)	R. Raward (TSS)	R. Arundell (BGS)	58.5
1971-	N.W. Martin (BGS)	S. Smith (BSHS)	R. Devlin (GT)	P. Lalor (NC)	M.F. Bolt (TSS)	57.6
1972-	G. Frost (BSHS)	R.B. Mowen (CEGS)	C. Jones (GT)	C. Webb (BGS)	D. Hall (NC)	59.6
1973-	M. Tonelli (GT)	S. Holland (CEGS)	R. McGregor (BGS)	A. Reaburn (TSS)	P. Monroe (BSHS)	57.1
1974-	D. Oswin (BGS)	D. Bartlett (CEGS)	R. Jones (GT)	J. Potts (BSHS)	A. Palm (NC)	57.4
1975-	R. Bendeich	S. Harns (BSHS)	B. Donovan (CEGS)	M. Crouch (GT)	M.J. Stephens (TSS)	57.9
1976-	P. Jones (BGS)	D. Atkins (BSHS)	M.P. Gough (IGS)	J.D. Prince (CEGS)	A.G. Thomson (BBC)	58.1
1977-	S. Haberman (BGS)	T. McCawley (GT)	C.K. Orbell (IGS)	C.D. Charles (CEGS)	M. Greenhalgh (TSS)	58.5
1978-	M. Green (GT)	M. Hoey (BGS)	L.P. Hogg (BSHS)	S.L. Muir (TSS)	N.D. Thomson (BBC)	58.8
1979-	S. Moffatt (BBC)	D. Orbell (IGS)	L. Hogg (BSHS)	P. Duncan (NC)	L.C. Muir (TSS)	57.81
1980-	M.A. Packman (BSHS)	T. Dodson (GT)	A.G. Lee (CEGS)	D.S. Frail (TSS)	G. Moreton (BGS)	56.27
1981-	S.E. Clark (BSHS)	P.A. Scheib (TSS)	R.J. Kahler (BGS)	B. Mulvihill (GT)	J. Hamilton (NC)	56.67
1982-	J. Lemberg (BSHS)	W. Mortensen (GT)	G. Trenery (TGS)	A. Smith (BGS)	J. Bush (NC)	55.99
1983-	G. Goodall (BSHS)	B.P. MacDonald (IGS)	R.A. Cameron (BBC)	G.R. McKinnon (TSS)	K.B. Carroll (GT)	57.41
1984-	D.J. Armstrong (BSHS)	S.N. Ponton (IGS)	K.N. Van As (CEGS)	X. Clarke (GT)	A.J. Kurth (BGS)	53.51
1985-	C.R. Mellin (IGS)	A.D. Sole (GT)	N.R. Magnusson (ACGS)	M.R. Packman (BSHS)	A.I. Cribb (BGS)	56.48
1986-	J.W. Fredericks (GT)	A.B.J. Scriven (BGS)	D.A. Drummond (BSHS)	M.T. Lee (ACGS)	M.R. Boevink (NC)	56.19
1987-	A. Baildon (TSS)	M.K. Fredericks (GT)	M.J. Gallen (NC)	T. Cronshaw (BGS)	D.A. Richardson (ACGS)	53.91
1988-	T.A. Sayer (TSS)	W.D. Fredericks (GT)	C. Watson (IGS)	T. Staunton-Smith (BGS)	G. Williams (NC)	57.80
1989-	D.G. Fenton (BBC)	C.C. Hackett (TSS)	J.D. O'Neill (BGS)	P.M. Noonan (GT)	A. Stott (IGS)	55.16
1990-	A.R. Vary (BSHS)	R.K. Lyndon (GT)	M.S. Cruickshank (BGS)	M.J. Kearney (NC)	T.A. Clayton (BBC)	53.78
1991-	M. Logan (BGS)	M.J. Stewart (GT)	B. Hiddlestone (BBC)	A.D. Dickson (NC)	J.D. Griffiths (ACGS)	56.58
1992-	B.O. Nothling (BGS)	T. Mahony (NC)	P.J. Gibson (GT)	P.F. O'Rourke (TSS)	A.H. Flaskas (ACGS)	54.49
1993-	T.A.L. Nicholson (ACGS)	L.A. Wallace (GT)	J.D. Partis (BSHS)	R.W. Stokes (BBC)	D.N. Faint (NC)	54.23
1994-	J.R. English (BBC)	T.M. Smith (BGS)	J.P. Hoolveld (GT)	L. Wolsey (NC)	A.J. Over (ACGS)	54.31
1995-	D.S. Gooda (NC)	M.G. Sara (BBC)	D.W. Guthrie (GT)	D. Holcombe (BSHS)	T.A. Jenkins (BGS)	55.26
1996-	T. Harris (IGS)	R.S. Brough (GT)	R.R. Court (NC)	R.A. Clarke (BBC)	D. Berndt (BGS)	55.34
1997-	C.D.J. Flouch (NC)	H. Day (BGS)	B. M. Sprenger (GT)	G. Astill (IGS)	A. Rouse (BBC)	55.86
1998-	M.E. Smith (NC)	G.T. Scarce (TSS)	G.R. Davies (BBC)	S. Stewart (BGS)	T.A. Barton (GT)	53.93
1999-	L.C. McBean (TSS)	R.P. McDonald (NC)	A. Turner (TGS)	P.D. Weatherley (ACGS)	M.G. Skroblin (BBC)	53.58
2000-	D.J. Campbell (NC)	A. Seward (TSS)	L. Stanton (BGS)	M.G. Skroblin (BBC)	M.S. Chan (ACGS)	54.42
2001-	A.J. Hutchinson (NC)	N.R. Sprenger (GT)	J. Ledgerwood (TSS)	A.J. Hosking (BBC)	B. Usher (ACGS)	53.35 @
2002-	L. Brodie (NC)	L. Lyons (BSHS)	Z. Wright (IGS)	D.S.C. Cramb (BBC)	C.D. Sprenger (GT)	54.03
2003-	S. James (BGS)	J. Chandler (IGS)	K.M. Richardson (NC)	R.I. Russell (GT)	R.G. Griffiths (TSS)	53.47
2004-	E. Hannant (TSS)	D. Linde (IGS)	C. Clarke (BSHS)	S.J. Holz (ACGS)	J.B. Tuton (GT)	53.69
2005-	D.J. Van Velden (BBC)	T. McKendry (BGS)	M. Brooks (BSHS)	B.J. Donaldson (NC)	S. Davies (TSS)	53.85
2006-	C. Fox (TSS)	N.R. Johnston (NC)	S.H. Moore (BGS)	E.M. Barry (GT)	C.H. Morrison (ACGS)	53.43
2007-	N.R. Johnston (NC)	J. Bailey (TSS)	T.J. James (BBC)	H.W. Simmonds (ACGS)	D.A. Young (BGS)	53.40
2008-	D. Powell (ACGS)	E.J. McKendry (BGS)	W.T. McGahan (GT)	H. Perkins (TSS)	M. Rafton (BSHS)	53.93
2009-	Z.T. Dalby (ACGS)	C.M. Raven (IGS)	L.G. Bailey (BGS)	A.J. Mills (BBC)	B.J. Watt (NC)	54.20
2010-	A. Digby (TSS)	R. Eugster (NC)	H.J. Pullar (BGS)	O.J. Breakwell (BSHS)	M. van Velden (BBC)	53.93
2011-	R.C. Gerlach (ACGS)	A.F. Press (TSS)	J.A. McLoughlin (NC)	W.H. Lane (TGS)	J.W. Mills (BBC)	53.85
2012-	C.F. Fasala (IGS)	S.B. Horton (TSS)	R.J. Parker (BSHS)	M.H. Kwong (NC)	P.Mills (BBC)	52.90 @
2013-	S. Young (BGS)	B.T. Heiniger (TSS)	D. Parker (NC)	M. Carleton (ACGS)	J.A. Cornwell (IGS)	53.05

100 Metre Freestyle: Open

Date	First	Second	Third	Fourth	Fifth	Time
1927-	F. Vincent (BGS)	J. Forster (CEGS)	R. Duffy (NC)			76
1928-	F. Vincent (BGS)	J. Forster (CEGS)	J. Cran (TSS)			73 4/5
1929-	F. Vincent (BGS)	J. Cran (TSS)	D. Turbayne (CEGS)			68
1930-	H. Stephens (CEGS)	M. Wright (TGS)	C. Jocumsen (NC)			73 2/5
1931-	K. McAlpine (TGS)	G. Halgh (BGS)	L. Stephens (CEGS)			73
1933-	U. Long (BSHS)	K. McFarlane (TGS)	E.R. Nelht (BGS)			71 2/5
1934-	H. Sandison (BSHS)	T. Muller (TGS)	C.N. Compton (TSS)			67 2/5
1935-	T. Muller (TGS)	J.W.Clark (BGS)	E.J. Thorpe (TSS)			67 2/5
1936-	J. Clark (BGS)	J. Venning (GT)	M. Gallagher (NC)	J. Markwell (CEGS)	D. Young (TSS)	71 3/5
1937-	J. Parkinson (CEGS)	D. Bell (BGS)	C. Bemays (TGS)	G. Ross (BSHS)	J. McLaughlin (TSS)	70 2/5
1939-	J.S. Parkinson (CEGS)	J.C. Rivett (TGS)	B. Keefe (NC)	W.H. Irving (BGS)	A.J. Radcliffe (TSS)	66 1/5
1940-	R.J. Grant (GT)	W.H. Irvine (BGS)	R.A. McGregor (CEGS)	A. Hodel (NC)	J. Stuart (TGS)	73
1941-	A. Hodel (NC)	I.A. Hinwood (BBC)	R.J. Grant (GT)	K. Wilson (CEGS)	S.R. Leggo (BGS)	70 3/10
1943-	G.L. Jones (CEGS)	C.A. Hoey (BBC)	H.W. Tait (TGS)	F.W. Heron (BGS)	K. Collins (BSHS)	70
1944-	C.A. Hoey (BBC)	A.I. Wright (CEGS)	R. MacKenzie (TSS)	D.I.Thompson (TGS)	C.Kenwick (NC)	69 4/5
1945-	A.T. Quant (CEGS)	J. Morris (NC)	R.A. James (BGS)	I.T. Thompson (TGS)	G. Benness (TSS)	67
1946-	R.C. Rogers (CEGS)	E.P. Robinson (BGS)	W. Aiken (TGS)	B.L. Paine (BBC)	P. Meehan (NC)	65 7/10
1947-	R.C. Rogers (CEGS)	T. Jones (BSHS)	R. Colbert (TGS)	G. Beresford (BGS)	W. Hanrick (TSS)	65 3/5
1948-	G. Newton (BSHS)	J.R. Boast (BGS)	R. Rogers (CEGS)	R. Colbert (TGS)	F.P. Sullivan (GT)	65 1/2
1949-	J.R. Boast (BGS)	N.R. Smith (BBC)	M. Trennery (TGS)	R.N. Gale (CEGS)	B.H. Hawthome (NC)	65 7/10
1950-	D.O. Mason (CEGS)	N.R. Smith (BBC)	B. Hawthome (NC)	S. Blakeway (BGS)	J.G. Prentice (GT)	65 6/10
1952-	J.R. Barrett (GT)	C. Arnold (CEGS)	J.H. Bumie (BBC)	D. Trenerry (TGS)	P. Duggan (NC)	67 3/10
1953-	C.J. Weld (GT)	W. Arnold (CEGS)	R. Duggan (NC)	B. Knowles (BBC)	G. Quinn (BGS)	62 9/10
1954-	D.E. Palm (BBC)	N.M. Cooke (GT)	R.E. Lindenmayer (BGS)	P. Blunt (CEGS)	L. Jones (NC)	65
1955-	R. Murray (GT)	A.C. Dowling (BGS)	R. O'Donoghue (NC)	B.W. Hawkins (CEGS)	R. Wakely (TSS)	64 1/2
1956-	R. Murray (GT)	M.K. Hooper (CEGS)	I. Archer (BGS)	R. Bentley (NC)	T. Armstrong (TSS)	62 1/5
1957-	R. Andersen (GT)	P.L. Eriksen (CEGS)	D. McCarthy (BBC)	J. Shay (NC)	P.P. Beal (BGS)	62 1/5
1958-	R. Wickham (GT)	D. McCarthy (BBC)	C. Wainwright (BGS)	V.K. Huxley (TSS)	M. Dyer (NC)	61 2/5
1959-	K. Fredericks (NC)	R. Wickham (GT)	P. Wippell (CEGS)	P. Catt (BBC)	J. Bennett (BGS)	59 1/10
1960-	H. Orth (IGS)	E. Richards (NC)	G.H. Miller (CEGS)	E. Uren (BGS)	J. Wolfe (TSS)	0
1961-	H. Orth (IGS)	P. McMahon (NC)	C. Leagh-Murray (BGS)	A. Long (TSS)	D.Sexton (GT)	58
1962-	N.W. Reynolds (CEGS)	R. Fingleton (GT)	D. Anning (TSS)	M. Chagoury (NC)	D.A. Robbins (BGS)	57 4/5
1963-	N.W. Reynolds (CEGS)	D. MilburnGT)	J. Reardon (TSS)	R. Timmins (BSHS)	J.Thorpe (BGS)	58.8
1964-	P.G. Mitchell (CEGS)	G. Rayner (BSHS)	J.M. Covacevich (BGS)	I.F. Woods (BBC)	H. Robertson (TSS)	60.3
1965-	G. Rayner (BSHS)	R.E. Walker (CEGS)	D.S. Parkinson (BBC)	M. Hutton (BGS)	P.E. Lockhart (TSS)	59.9
1968-	D.M. Forster (BBC)	G. Feuerriegel (BSHS)	W.D. Schulte (CEGS)	P.R. Beeston (BGS)	G. Lowes (GT)	59.6
1969-	G. Brough (TSS)	N. Proctor (GT)	G. Want (BGS)	R. Geddes (CEGS)	D. Forster (BBC)	57.7
1970-	N. Proctor (GT)	J. Henderson (NC)	P. Watts (BGS)	B. Carothers (BSHS)	R. Frail (TSS)	59.0
1971-	J. Van Opdenbosch (GT)	R. Hutton (BGS)	P. Glasziou (BSHS)	I.W. McAlister (CEGS)	A.R. Clarke (IGS)	57.0
1972-	J. Van Opdenbosch (GT)	N.W. Manin (BGS)	S. Smith (BSHS)	M.F. Bolt (TSS)	P. Lalor (NC)	56.8
1973-	J. Van Opdenbosch (GT)	S. Smith (BSHS)	R. Mowens (CEGS)	C. Webb (BGS)	M. Thomas (TGS)	56.6
1974-	A. Raeburn (TSS)	K. Bnumpton (CEGS)	M. McEniery (NC)	B. Stubbs (BGS)	A. Aspland (IGS)	59.7
1975-	D. Bartlett (CEGS)	K. Jones (GT)	A. Wilson (BGS)	C. Going (BBC)	J. Potts (BSHS)	58.9
1976-	A.Bendeich (BGS)	J. Parker (GT)	S. Harris (BSHS)	P.J. Hickey (TSS)	L. Kjer-Nielsen (IGS)	58.0
1977-	P. Jones (BGS)	D.J. Atkins (BSHS)	M.E. Elliott (CEGS)	M.J. Spurrier (IGS)	R. Dann (GT)	57.5
1978-	D.J. Atkins (BSHS)	T. McCawley (GT)	S. Habermann (BGS)	B.R. Battersby (TSS)	G.S. Crow (CEGS)	56.4
1979-	G. Breakwell (BSHS)	M. Green (GT)	A.L. Haines (IGS)	B. Hickey (TSS)	R. Milroy (BGS)	58.11
1980-	P. Duncan (NC)	S.J. Moflatt (BBC)	F.H. Van Der Zant (BSHS)	N. Alcorn (BGS)	M. Waller (GT)	57.62
1981-	M.A. Packman (BSHS)	T.H. Dodson (GT)	D.S. Frail (TSS)	A.J. Clarke (TSS)	M. Agnew (NC)	54.98
1982-	S. Clark (BSHS)	T. Dobson (GT)	R. Kahler (BGS)	A. Dietz (TSS)	J. Van Ninen (BBC)	55.83
1983-	J.S. Sieben (BSHS)	W.R. Mortensen (GT)	A.J. Smith (BGS)	J.O. Harris (CEGS)	R.W. Zinn (IGS)	53.94
1984-	M.C. O'Brien (GT)	R.A. Cameron (BBC)	M.R. Magnusson (CEGS)	G.M. Boevink (NC)	C.V. Tobin (BSHS)	54.52
1985-	D.J. Armstrong (BSHS)	R.A. Cameron (BBC)	S.N. Ponton (IGS)	I.D.Swinton (BGS)	K.N. Van As (ACGS)	52.70
1986-	N. Myles-Edelsten (TSS)	T.J. Russell (GT)	N.G. Mugnusson (ACGS)	J.W. Deacon (BGS)	A.P. Middleton (IGS)	56.11
1987-	J. W. Fredericks (GT)	M.R. Boevink (NC)	N. Edelsten (TSS)	A. Meikle (ACGS)	J.M. Fenner (BGS)	55.51
1988-	A.J. Baidon (TSS)	J.W. Fredericks (GT)	D.J. Helgeson (BGS)	D.A. Richardson (ACGS)	D. Fiorini (NC)	51.09 @
1989-	J.C. Cooper (BSHS)	M.K. Fredericks (GT)	B.W. Duff (ACGS)	T.M. Sayer (TSS)	J.G. Emblin (BGS)	53.40
1990-	J.C. Cooper (BSHS)	C.C. Hackett (TSS)	W.D. Fredericks (GT)	J.D. O'Neill (BGS)	C.B. Wright (NC)	53.51
1991-	C.C. Hackett (TSS)	R.K. Lyndon (GT)	M.J. Keamey (NC)	H.M. Collie (BSHS)	G.J. Taylor (ACGS)	52.76
1992-	B. McGregor (NC)	B.C. Hiddlestone (BBC)	J.D. Griffith (ACGS)	M. Logan (BGS)	M.J. Dunsdon (GT)	54.69
1993-	S.M. Logan (BSHS)	B.O. Nothling (BGS)	T.K. Mahony (NC)	P.F. O'Rourke (TSS)	P.J. Gibson (GT)	53.83
1994-	B.O. Nothling (BGS)	J.S. Tumbull (GT)	N.J. Marshall (ACGS)	D.N. Faint (NC)	J.D. Partis (BSHS)	53.10
1995-	J.R. English (BBC)	T.A.L. Nicholson (ACGS)	N.C. Rickard (NC)	J.P. Hoolveld (GT)	S.M. Nothling (BGS)	52.83
1996-	N.C. Rickard (NC)	L.M. Richmond (ACGS)	G. Chandler (TGS)	H.J.H. Jackson (BBC)	M.G. Sara (GT)	53.12
1997-	S.C. Kennedy (NC)	G. Chandler (TGS)	R.D. Faulkner (TSS)	T. Harris (IGS)	R. Clarke (BBC)	52.62
1998-	R.D. Faulkner (TSS)	M.L. Keating (GT)	S.J. Kesby (NC)	D. Bemdt (BGS)	A.R. Rouse (BBC)	52.70
1999-	C.D.J. Flouch (NC)	W.B. Guthrie (GT)	C.A. Besley (BBC)	S. Stewart (BGS)	B. Mateja (IGS)	53.38
2000-	R.P. McDonald (NC)	L. McBean (TSS)	M. Riley (BGS)	P. Priest (BSHS)	R.J. Maitland (GT)	52.98
2001-	R.P.S. McDonald (NC)	P. Priest (BSHS)	A. Seward (TSS)	E. Hinschen (IGS)	M. Chan (ACGS)	52.42
2002-	A.J. Hutchinson (NC)	J. Bird (TSS)	A.J. Hosking (BBC)	M. Lowry (BGS)	R. Church (IGS)	53.68
2003-	A.J. Hutchinson (NC)	A. Thompson (IGS)	D.S.C. Cramb (BBC)	L. Lyons (BSHS)	D. Millwain (TSS)	52.85
2004-	K.M. Richardson (NC)	D. Johnston (BSHS)	S. James (BGS)	J. Chandler (IGS)	L. Owens (TSS)	52.81
2005-	E. Hannant (TSS)	D. Linde (IGS)	R.J. Hilder (NC)	M. Dewhurst (BGS)	M.J. Weatherley (ACGS)	53.00
2006-	D.J. Van Velden (BBC)	M. Brooks (BSHS)	T.M. McKendry (BGS)	G. Turner (TSS)	J.A. Amberger (NC)	52.36
2007-	A. Brown (TSS)	S.H. Moore (BGS)	M. Brooks (BSHS)	K.M. Crawford (NC)	M.W. O'Loughlin (GT)	51.85
2008-	N.R. Johnston (NC)	T. Parris (TSS)	L.G. Slattery (IGS)	H. Simmonds (ACGS)	A. Cois (BGS)	52.79
2009-	T. Parris (TSS)	W.T. McGahan (GT)	W.T. Schoch (BGS)	D.R. Powell (ACGS)	R.J. Donald (BSHS)	53.22
2010 -	B. Sykes (NC)	L.G. Bailey (BGS)	Z.T.Dalby (ACGS)	C.M.Raven (IGS)	A. Williams (TSS)	53.48
2011-	B.Sykes (NC)	H.J. Pullar (BGS)	O.J. Breakwell (BSHS)	D.J. Brown (ACGS)	L.W. Percy (TSS)	54.15
2012-	A.F. Press (TSS)	R. Gerlach (ACGS)	W.H. Lane (TGS)	J. McMahon (GT)	J. Mills (BBC)	53.63
2013-	C. Fasala (IGS)	B.O. Smith (TSS)	M. Kwong (NC)	J.K. Pailthorpe (TGS)	P.C. Mills (BBC)	52.48

50 Metre Breaststroke: Under 13

Date	First	Second	Third	Fourth	Fifth	Time
1965-	K. Simpkins (BSHS)	N.F. Proctor (GT)	R. Paltrey (BGS)	A.P. Crawford (CEGS)	J.M. Wilson (BBC)	41.60
1968-	G.R. Freeman (CEGS)	N.W. Martin (BGS)	N. Spike (GT)	M.J. Henderson (NC)	D. Bellamy (BSHS)	40.20
1969-	J. Lowes (GT)	D. Robson (BGS)	I. Want (TSS)	M. Lacaze (CEGS)	R. Mowen (NC)	41.00
1970-	G. Boneham (TSS)	R. Scobie (CEGS)	G. Batt (NC)	W. Mill (BSHS)	A. Gray (BBC)	38.70
1971-	J. Cameron (BSHS)	M. Crouch (GT)	M. Castriss (CEGS)	T.J. Downes (BGS)	S. Hamlyn (TGS)	39.10
1972-	R. Spiro (BGS)	M. Crouch (GT)	M.C. Patterson (CEGS)	P.J. McLeods (BBC)	D. James (BSHS)	37.60
1973-	P. Wrench (BGS)	C. Seawright (TGS)	R. Logan (BSHS)	D. Christensen (NC)	R. Thompson (CEGS)	39.20
1974-	P. Beardmore (BGS)	R. McNamara (BSHS)	C. Mott (MC)	P. Feamside (BBC)	A. Parker (GT)	39.00
1975-	C. Cornish (CEGS)	M. Murdoch (BGS)	S.J. Moffatt (BBC)	B. Hoskins (BSHS)	M.J. Ryan (TSS)	40.00
1976-	L.W.S. Leech (IGS)	M. Glanford (BGS)	R. Van Der Zant (BSHS)	T. Karydis (TGS)	M. Purcell (NC)	38.20
1977-	D.S. Verrenkemp (IGS)	B.C. Peachey (BSHS)	M.D. McNeilly (CEGS)	M. Holmes (GT)	G. Morton (BGS)	39.90
1978-	B.R. Simpson (BSHS)	R. Kahler (BGS)	B.D. Somerville (IGS)	S. O'Kane (GT)	M.D. Kelly (CEGS)	38.50
1979-	R. Morris (TSS)	M. Malouf (GT)	B. Pascoe (TGS)	R. Theile (BGS)	D.J. Beebe (CEGS)	37.83
1980-	S.C. Moore (CEGS)	G.R. McKinnon (TSS)	R. Clarke (GT)	G.W. Staines (TGS)	J. Worley (BSHS)	38.75
1981-	S.C. Moore (CEGS)	D.W. McBurnie (BSHS)	D.A. Clarke (GT)	C.J. Davies (TGS)	G.M. Plastiras (BGS)	35.36
1982-	P. Burton (BSHS)	J. Sacanitri (GT)	C. Davies (TGS)	M. Hutton (IGS)	R. Pym (BGS)	37.08
1983-	D.A. Dnummond (BSHS)	D.A. Fielding (TSS)	R.L. Quinn (GT)	C.F. Mok (BBC)	C.B. Cooke (BGS)	36.01
1984-	A. Egorov (BSHS)	J.M. Dean (CEGS)	J. Hui (TSS)	N. Inwin (BBC)	J.D. Warat (BGS)	36.50
1985-	T. Staunton-Smith (BGS)	T. Sayer (TSS)	P.T. Clancy (GT)	C.P. Watson (IGS)	B.G. Lawrance (ACGS)	35.92
1986-	S.E. Lewis (BSHS)	P.T. Clancy (GT)	B.G. Lawrance (ACGS)	M.J. Kay (NC)	A.R. Lawson (BBC)	34.72
1987-	D.A. Sheehan (BSHS)	D.J. Downie (BGS)	C.J. Taylor (GT)	D.C. Hickey (NC)	D.S. Gregory (ACGS)	35.89
1988-	P.J. Tuton (GT)	Y.T. EE (BGS)	B.M. Pitt (BBC)	D.G. McCormack (ACGS)	A. Barry (NC)	36.48
1989-	P.J. Tuton (GT)	J.A. Baranoff (BGS)	M. Corbin (TSS)	A.S. Borbiro (IGS)	J. Brooks (BSHS)	35.07
1990-	B. McMahon (TSS)	T.A.L. Nicholson (ACGS)	M.G. Tuton (GT)	A.J. Ciutterbuck (BGS)	A.E. Dettnck (BBC)	35.35
1991-	T.M. Smith (TSS)	R.D. Harrison (ACGS)	C.R. Thomas (BGS)	R.N. Patterson (BSHS)	J.M. Carter (GT)	35.50
1992-	S.K.C.Y. Liew (ACGS)	D. Gooda (NC)	P. Woodbridge (BSHS)	I.H. Preston (BGS)	J.S. Vedelego (GT)	34.41
1993-	A.J. Harvey (8GS)	C.J. Pretsel (NC)	R.A. Clarke (BBC)	N.O. Kidman (TSS)	D.J. Over (ACGS)	36.54
1994-	J.W. McCourt (NC)	B.J. Gourlay (TSS)	S. Kuzma (GT)	N.R. Murphy (ACGS)	K.T.M. Piaytord (BBC)	35.68
1995-	M.E. Smith (NC)	R.B. Norris (ACGS)	M.E. Riley (BGS)	S. Robson (BSHS)	B.A. Yates (TSS)	35.94
1996-	D.A. Pat (NC)	J.M. Weber (GT)	B. Reid (TGS)	J.D. Blackford (ACGS)	D.C. Manderson (BBC)	36.12
1997-	D.A. Pat (NC)	N.A. Ferris (GT)	M. Skroblin (BBC)	M. Martin (IGS)	G.T. Carroll (TSS)	34.29
1998-	N.L. Williams (BBC)	L.J. Stretton (NC)	R. O'Neill (ACGS)	A. Hart (BGS)	R. Chrzescijanski (IGS)	35.46
1999-	D.S.C. Cramb (BBC)	W. Clewett (TGS)	M. Allen (IGS)	T. Crommelin (BGS)	R.J. Hayes (NC)	35.08
2000-	B.L. Wheldon (ACGS)	J.L. Campbell (NC)	R.I. Russell (GT)	G. Connors (IGS)	A. Staples (BGS)	36.09
2001-	J.B. Tuton (GT)	G. Farquhar (BGS)	M. Lewis (BGS)	M. Meagher (BSHS)	T. Bushell (IGS)	34.99
2002-	M. Newmann (IGS)	C. Holgar (ACGS)	N.C. Dent (BBC)	P.G. King (TGS)	P.R. Devers (NC)	34.38
2003-	E.M. Barry (GT)	J.P. Laverty (NC)	C. Inwood (BGS)	J. Burguez (TSS)	J.H. Houghton (BBC)	34.78
2004-	L. Farmer (IGS)	W. Thompson (TSS)	C.S. Silao (NC)	B. Mitchell (BSHS)	J.R. Cornish (GT)	33.84
2005-	C.T. Lane (NC)	B. Edwards (BGS)	G.P. O'Brien (GT)	J. Cater (TSS)	M.D. Jardine (ACGS)	33.59 @
2006-	A.J. Mills (BBC)	J.A. Saunders (BGS)	B.J. Grabbe-Clare-Nazer (NC)	L.N. Papa (GT)	C. Fedrick (IGS)	35.24
2007-	A. Digby (TSS)	J.M. Gilliland (NC)	N.J. Groeneveld (ACGS)	F.H. Hope (BBC)	A. Prasad (BSHS)	35.35
2008-	J. M. Lilliland (NC)	A. Pace (BBC)	J.G. Scolaro (IGS)	R. Smith (ACGS)	C.N. Jones (BSHS)	34.83
2009-	C.F. Fasala (IGS)	S. Rasmussen (TSS)	S. Crichton (NC)	N.T. Pace (BBC)	J.B. Bayley (BGS)	34.09
2010 -	L.M. Osbourne (GT)	A. W. Gough (BSHS)	J.P. Zuill (NC)	E.J. McCorley (BGS)	J.P. Gordon (TGS)	34.19
2011-	P.R. McNab (TGS)	J.H. Chen (IGS)	M.N. Nguyen (BSHS)	E.M. Bevan (ACGS)	H.J. Crow (BGS)	34.35
2012-	Z. Stubbley-Cook (ACGS)	M.C. Ng (BSHS)	M. Adi (BGS)	C. Windsor (GT)	T.K. Barnett (IGS)	33.06 @
2013-	D. Ashcroft (BSHS)	B. Garbutt (BGS)	J. Prosser (NC)	D. Bell (GT)	F.J. Stewart (TGS)	33.15

50 Metre Breaststroke: Under 14

Date	First	Second	Third	Fourth	Fifth	Time
1948-	C.H. Arnold (CEGS)	G. Dnoprienko (BBC)	G.M. Byth (BGS)	G. Sheil (TSS)	T. Parer (NC)	45 4/5
1949-	G.M. Byth (BBC)	C. Whitehouse (CEGS)	B. Clarke (NC)	G. Sheil (TSS)	C. Harrington (GT)	44 3/10
1950-	C.J. Whitehouse (CEGS)	G.C. Sheil (TSS)	A. Davies (NC)	D. Street (BBC)	T.C. Cullinan (GT)	42 2/10
1952-	C.H. Clark (GT)	H. Blue (CEGS)	J. McDonald (TSS)	B.L. Hunt (BBC)	J. Lavarack (NC)	44 1/10
1953-	J. Pincus (GT)	G.B. Freeman (GT)	J. Widdon (NC)	R. Macfarlane (CEGS)	R. Lawson (BBC)	42.8
1954-	R. Anderson (NC)	P. Haren (GT)	J.O. Cummings (IGS)	R. Noble (CEGS)	D. McCarthy (BBC)	42 7/10
1955-	V. Huxley (TSS)	L. Williams (NC)	K. McNaught (GT)	D. Murphy (TGS)	M.G. Keys (CEGS)	40 2/5
1956-	P. Cooke (GT)	P. Crowe (NC)	J. Palmer (IGS)	R. Ward (TSS)	R. DuH (CEGS)	42 4/5
1957-	R. Stitz (IGS)	J. Fingleton (GT)	M. Perry (BSHS)	W. Warwick (NC)	J.C. Cowlshaw (TSS)	40 2/5
1958-	G. Lawson (BBC)	J.O. Cowlshaw (TSS)	B.R. Harrison (CEGS)	B. Sullivan (NC)	A.R. Mecklem (BGS)	40 2/5
1959-	B. Douglas (BGS)	L. Steindl (GT)	D. Jackson (CEGS)	R. Clarke (BBC)	G. Akaua (TGS)	42 1/5
1960-	P.C. Neville (CEGS)	C.B. Lynden (BBC)	H. Bryant (GT)	R. Martinez (NC)	N. Iliff (BGS)	41 2/5
1961-	A. Christensen (TSS)	H. Bryan (GT)	A. MacLeod (BGS)	R. Miria (TGS)	H. Cooi (CEGS)	40 6/10
1962-	L. Harding (BBC)	J.D. Russell (CEGS)	D. Barker (GT)	T. Crommelin (BGS)	M. May (TSS)	42
1963-	L. Cole (BBC)	W.J. Shields (CEGS)	B. Dnury (IGS)	I.D. Rose (BGS)	P. Drouyn (NC)	38.2
1964-	I. A. Carrick (NC)	M. Jolly (BGS)	B.A. Ottone (BBC)	P. Lukas (TGS)	A.M. O'Leary (GT)	39.2
1965-	G. Reid (BGS)	G.P. Cameron (NC)	G.A. Viorow (GT)	R.P. Wood (CEGS)	R. Pendleton (BSHS)	38.7
1968-	G.J. Short (BGS)	D. Kitchell (BSHS)	J.G. Ferguson (TGS)	R.L. Marchant (BBC)	D.J. Thompson (NC)	39.7
1969-	P. Lacaze (CEGS)	N. Brodie (IGS)	N. Martin (BGS)	D. Bellamy (BSHS)	P. Stuart (TGS)	37.6
1970-	B. Fitzwalter (GT)	D. Robson (BGS)	D. Rutherford (BBC)	A. Cartensen (BSHS)	G. Harradine (CEGS)	37.6
1971-	G.B. Boneham (TSS)	W. Mill (BSHS)	S. Scobie (CEGS)	G. Batt (NC)	M. Hickey (GT)	37.5
1972-	J. Cameron (BSHS)	M.J. Gosney (CEGS)	C. Bell (GT)	P. Smith (GT)	S.A. Hill (TSS)	36.9
1973-	P. Spiro (BGS)	B. Hickey (GT)	D. Christensen (NC)	R. Logan (BSHS)	C. Seawright (TGS)	37.0
1974-	P. Wrench (BGS)	B. Hickey (GT)	D. Christensen (NC)	R. Logan (BSHS)	C. Seawright (TGS)	37.0
1975-	P. Beardmore (BGS)	S. Patterson (CEGS)	M. Scanlon (BSHS)	T. Peabody (BBC)	A. Parker (GT)	36.2
1976-	C.E. Cornish (CEGS)	R.A. Neilsen (IGS)	J. Peters (BSHS)	M. Murdoch (BGS)	R. Morrison (GT)	38.2
1977-	L.W.S. Leech (IGS)	J.D. Peters (BSHS)	M. Glantord (BGS)	M.S. Tesch (CEGS)	T. Karydis (TGS)	34.9
1978-	B. Elliot (BGS)	B.C. Peachy (BSHS)	G.A. Webber (CEGS)	M.J. Holmes (GT)	D.S. Verrenkemp (IGS)	37.0
1979-	C. Williams (TSS)	C. Miller (BSHS)	R. Landy (GT)	D. Hamilton (TGS)	R. Kahler (BGS)	34.75
1980-	R.T. Morris (TSS)	D.J. Hamilton (TGS)	M. Malouf (GT)	A. Nixon (BSHS)	R. Thiele (BGS)	34.72
1981-	C.V. Tobin (BSHS)	G.R. McKinnon (TSS)	G.W. Stains (TGS)	G.H. Munroe (BGS)	R.D. Clarke (GT)	36.68
1982-	S. Moore (CEGS)	C. Forster (BSHS)	K. Terriss (IGS)	D. Clark (GT)	J. Bennett (BBC)	32.45
1983-	P.W. Burton (BSHS)	C.J. Davies (CEGS)	J.C. Salanitri (GT)	M.J. Hutton (IGS)	C.J. Springfiellow (TSS)	33.88
1984-	D.A. Drummond (BSHS)	B. Clarke (GT)	D.A. Fielding (TSS)	C.F. Mok (BBC)	N.G. Meade (CEGS)	35.00
1985-	A. Egorov (GT)	J.M. Dean (ACGS)	T.J. Somes (BBC)	J.D. Warat (BGS)	J. Hui (TSS)	34.08
1986-	T. Staunton-Smith (BGS)	T.A. Sayer (TSS)	S.P. Burton (BSHS)	C.R. Watson (IGS)	T.W. Kennedy (NC)	33.41
1987-	S.E. Lewis (BSHS)	A.R. Lawson (BBC)	R.J. Clancy (GT)	B.G. Lawrance (ACGS)	M.J. Kay (NC)	32.58
1988-	D.A. Sheehan (BSHS)	D.J. Downie (BGS)	M. Knobel (TSS)	D.D. Lyons (BBC)	A.G. Cook (GT)	33.64
1989-	B.M. Pitt (BBC)	S.J. Russell (GT)	D.G. McCormack (ACGS)	C.R. Swainson (BSHS)	Y.T. Ee (BGS)	35.34
1990-	R.J. Tuton (GT)	J.A. Baranofi (BGS)	S.D.S. Quarterman (ACGS)	M.G. Ware (IGS)	A.R. Drazek (NC)	33.39
1991-	C.J. Daley (BSHS)	M.G. Tuton (GT), tie	T.A.L. Nicholson (ACGS)	B.G. McMahon (TSS)	F.K. Lam (NC)	33.78
1992-	R.D. Harrison (ACGS)	T.M. Smith (TSS)	C.R. Thomas (BGS)	J.M. Carter (GT)	R. Patterson (BSHS)	31.97 @
1993-	S.K.C.Y. Liew (ACGS)	J.S. Vedelego (GT)	D.S. Gooda (NC)	M.D. Thomas (TSS)	K.M. Evans (BSHS)	33.09
1994-	D.J. Moran (BGS)	C.J. Pretsel (NC)	N.O. Kidman (TSS)	R.A. Clarke (BBC)	R.R. Vedelego (GT)	34.26
1995-	J.W. McCourt (NC)	B. Gourlay (TSS)	S.M. Kuzma (GT)	J.R. Woodgate (BGS)	N.R. Murphy (ACGS)	33.49
1996-	S. Robson (BSHS)	M. Riley (BGS)	R.B. Norris (ACGS)	B.A. Yates (TSS)	M.R. Macann (GT)	33.37
1997-	D.C. Alien (ACGS)	J.M. Weber (GT)	M.R. Bowd (NC)	D. Manderson (BBC)	B. Reid (TGS)	34.13

50 Metre Breaststroke: Under 14 (Continued)

1998-	D.A. Pat (NC)	M. Martin (IGS)	N.A. Ferris (GT)	G.T. Carroll (TSS)	K. Fong (ACGS)	32.70
1999-	R.S. O'Neil (ACGS)	R. Chrzescijanski (IGS)	C.D. Sprenger (GT)	A. Hart (BGS)	B.A. Dawson (NC)	33.12
2000-	C.D. Sprenger (GT)	S.A. Clark (NC)	D. Johnston (BSHS)	D.S.C. Cramb (BBC)	T. Cromelin (BGS)	32.23
2001-	D. Brown (BGS)	J.L. Campbell (NC)	B.J. Harvey (GT)	B. Wheldon (ACGS)	T. Moore (TSS)	33.10
2002-	J.B. Tuton (GT)	G. Farquhar (BGS)	T.J. Middlin (BBC)	A. Seeto (TSS)	M.J. Weatherley (ACGS)	32.75
2003-	M. Newman (IGS)	C.R. Holgar (ACGS)	P. King (TGS)	P.R. Devers (NC)	L.P. McLroy (GT)	32.62
2004-	H. Samuela (BSHS)	J.L. DiBella (GT)	J. Dewhurst (BGS)	J.P. Lavery (NC)	J.H. Houghton (BBC)	33.04
2005-	C.J. Griffiths (NC)	A. Spence (IGS)	W. Thompson (TSS)	M. Giles (BGS)	A.R. Barnett (ACGS)	33.06
2006-	C.T. Lane (NC)	B.J. Edwards (BGS)	G.P. O'Brien (GT)	A. Wood (IGS)	M.D. Jardine (ACGS)	32.97
2007-	S.D. Blakeway (ACGS)	J.A. Saunders (BGS)	B.A. Silao (NC)	A. Buckley (IGS)	L.N. Papa (GT)	33.15
2008-	T. Oi (TSS)	N. Groeneveld (ACGS)	T.K. Beasley (GT)	C.J. Kalas (BGS)	A.S. Prasad (BSHS)	34.30
2009-	J.M. Gilliland (NC)	J.G. Scolaro (IGS)	M.J. Singer (BGS)	C.N. Jones (BSHS)		33.26
		M.E. Pendall (ACGS), tie				
2010 -	C.F.Fasala (IGS)	D.V.Oliver (NC)	J.B.Bailey (BGS)	S. Rasmussen (TSS)	N. Pace (BBC)	33.12
2011-	L.M Osbourne (GT)	J.P Zuill (NC)	R. Brown (ACGS)	G.J Bell (TSS)	C.J Wyer (BGS)	33.92
2012-	H. Stubbs (BGS)	PR. McNab (TGS)	A. Cumming (ACGS)	M.N. Nguyen (BSHS)	O.J. Pye (IGS)	32.64
2013-	Z. Stubbly-Cook (ACGS)	C. Parberry (BSHS)	M. Adi (BGS)	R.C. Maskelyne (IGS)	C. Windsor (GT)	32.09

50 Metre Breaststroke: Under 15

Date	First	Second	Third	Fourth	Fifth	Time
1947-	R. Ferguson (CEGS)	G. Newton (BSHS)	D. Meehan (NC)	W. Dunn (TSS)	W.M. Edwards (BGS)	44 2/5
1948-	K.G. Lucas (CEGS)	R. Sheil (TSS)	R. Peachey (NC)	D.F. Pincus (GT)	J. Palmer (TGS)	41 1/5
1949-	G. Waller (CEGS)	G. Dnoprienko (BBC)	K.V. McCarthy (GT)	P. Dunn (BGS)	S. Crouch (TGS)	40 4/5
1950-	H. Colbert (TGS)	S. Norris (BSHS)	G.M. Byth (BBC)	D. McFarlane (CEGS)	R. Jones (BGS)	41 7/10
1952-	D.B. Markey (CEGS)	R. Foreman (BGS)	J.L. Dunn (GT)	D. Palm (BBC)	R. Treffene (NC)	41 3/10
1953-	J. Moccatta (CEGS)	M. Cullinan (GT)	B. Hunt (BBC)	J.R. MacDonald (TSS)	M. Maher (BSHS)	40 8/10
1954-	J. Pincus (GT)	B. Xiddon (NC)	N. Austin (TGS)	R. Maciarlane (CEGS)	G.B. Freeman (TSS)	40 1/2
1955-	B.R. MocaRa (CEGS)	J. Coman (NC)	D. McCarthy (BBC)	J. Cumming (IGS)	J. Priede (TGS)	39
1956-	V. Huxley (TSS)	L. Williams (NC)	A. Arnold (BGS)	D. Murphy (TGS)	I. McNaught (GT)	38 7/10
1957-	E. Richards (GT)	R.J. Duff (CEGS)	G. Carrick (NC)	P. Ward (TSS)	D.S. Mathers (BGS)	39 3/5
1958-	J.W. Lincoln (CEGS)	R. Stitz (IGS)	J.A. Fingleton (GT)	A.R. Mecklem (BGS)	J.O. Cowlishaw (TSS)	38 2/5
1959-	G. Lawson (BBC)	G. Mountseer (GT)	R. McDonald (CEGS)	S.J. Cowlshaw (TSS)	C. Barker (NC)	37 4/5
1960-	K. Schmidt (BGS)	T.L. Skennar (CEGS)	R.R. Douglas (BBC)	L. Steindl (GT)	G. Akauama (TGS)	39
1961-	P. Martinez (NC)	C. Lyndon (BBC)	S. Mole (BGS)	J. Meyers (TSS)	D. Milburn (GT)	38 1/2
1962-	A. Christenson (TSS)	A. MacLeod (BGS)	H. Bryan (GT)	H. Cool (CEGS)		38 4/5
1963-	G.R. Beeston (BGS)	J.N. Reitano (IGS)	J. Gamsworthy (CEGS)	D. Barker (NC)	M. May (TSS)	28.6
1964-	B.R. Chambers (NC)	R. Gartrell (BSHS)	L.P. Cole (BBC)	W.J. Shields (CEGS)	I.D. Ross (BGS)	38.1
1965-	I. A. Carrick (NC)	R. Lukas (TGS)	A.M. O'Leary (GT)	M. Jolly (BSHS)	S. Ingram (BGS)	38.0
1968-	T.M. Levinge (CEGS)	PK. Wilson (TSS)	J.S. Henderson (NC)	M. Dutney (BBC)	W.J. Love (BGS)	36.3
1969-	D. Kitchell (BSHS)	R. Rayner (GT)	G. Short (BGS)	G. Freeman (CEGS)	J. Ferguson (TGS)	36.8
1970-	R. Lacaze (CEGS)	D. Bellamy (BSHS)	R. Stuart (TGS)	H. Spike (GT)	J. White (BBC)	34.9
1971-	P. Stuart (TGS)	R. Mowen (CEGS)	D.E. Robson (BGS)	B. Fitzwalter (GT)	D. Rutherford (BBC)	36.3
1972-	G.B. Boneham (TSS)	M. Hickey (GT)	R.G. Scobie (CEGS)	W. Mill (BSHS)	G. Crammond (NC)	35.0
1973-	J. Cameron (BSHS)	M. Costnsows (CEGS)	P. Hewitt (BGS)	T. Smith (GT)	R. McLellan (BBC)	36.7
1974-	R. Spiro (BGS)	D. James (BSHS)	M. Crouch (GT)	M. Patterson (CEGS)	A. Seawright (TGS)	35.1
1975-	L. Brazier (BGS)	G. Law (NC)	C.D. Seawright (TGS)	D.K. Moffatt (BBC)	K. Logan (BSHS)	35.8
1976-	P. Beardmore (BGS)	J.R. McLeod (BBC)	S.D. Patterson (CEGS)	I.C. Wong (TSS)	S. Healy (NC)	34.1
1977-	G. Maynard (GT)	C.E. Comish (CEGS)	B.D. Hoskins (BSHS)	C.J. Powell (IGS)	M.T. Pearcs (TSS)	36.7
1978-	L.W.S. Leech (IGS)	B.D. Hoskins (BSHS)	T. Karydis (TGS)	M.S. Tesch (CEGS)	M. Glanford (BGS)	34.9
1979-	T. Wiltshire (BSHS)	B. Elliot (BGS)	J. Bailey (BBC)	B.R. Goodwin (IGS)	R. Sydes (GT)	35.83
1980-	B.R. Simpson (BSHS)	R. Kahler (BGS)	M. Holmes (GT)	N. Kelly (CEGS)	D. Caesar (TSS)	34.42
1981-	D.J. Hamilton (TGS)	R.T. Morris (TGS)	J.W. Lemberg (BSHS)	M.C. Malouf (GT)	G. Pollard (BBC)	33.77
1982-	G. Goodall (BSHS)	G. McKinnon (TSS)	R. Clarke (GT)	A. Bowdler (NC)	A. Hopkins (TGS)	35.18
1983-	S.C. Moore (CEGS)	C.A. Forster (BSHS)	J.A. Bennett (BBC)	K.M. Terriss (IGS)	C. Kirby (NC)	33.18
1984-	C.J. Davies (CEGS)	P.W. Burton (BSHS)	R.J. Bryce (BBC)	A. Sole (GT)	C.R. MeDin (IGS)	33.02
1985-	D.A. Dnummond (BSHS)	D. Fielding (TSS)	R.L. Quinn (GT)	J.M. Fenner (BGS)	R.A. Hamilton (TGS)	33.16
1986-	A. Egorov (GT)	W.W. Friese (IGS)	C.R. Swanson (BSHS)	T.J. Somes (BBC)	J.Y.K. Hui (TSS)	33.12
1987-	T. Staunton-Smith (BGS)	T. Sayer (TSS)	S.R. Burton (BSHS)	D.J. Wadley (GT)	D.D. Zorzetto (NC)	31.83
1988-	S.E. Lewis (BSHS)	A.R. Lawson (BBC)	B.G. Lawrance (ACGS)	J.E. Drew (TSS)	M. Kay (NC)	31.34
1989-	J.R. Forster (BSHS)	L.J. Crowley (GT)	S. Jones (TSS)	D.J. Downie (BGS)	T.B. See (ACGS)	33.56
1990-	S.J. Russell (GT)	D.G. McCommack (ACGS)	C.R. Swainson (BSHS)	B.M. Pitt (BBC)	M.E. Stack (NC)	32.84
1991-	S.J. Russell (GT)	J.A. Baranoff (BGS)	S.D.S. Quartemman (ACGS)	M.G. Ware (IGS)	A.P. Drazek (NC)	32.60
1992-	C. Daley (BSHS)	M.G. Tuton (GT)	C.J. Love (ACGS)	B. McMahan (TSS)	L.F. Robetson (BBC)	31.89
					B. Dittmar (NC), tie	
1993-	R.D. Harrison (ACGS)	T.M. Smith (TSS)	L.F. Brown (NC)	C.R. Thomas (BGS)	R.N. Patterson (BSHS)	31.12
1994-	S.K.C.Y. Liew (ACGS)	J.S. Vedelego (GT)	K.M. Evans (BSHS)	M.D. Thomas (TSS)	D.S. Gooda (NC)	31.18
1995-	D.J. Moran (BGS)	D.J. Over (ACGS)	C.J. Kennedy (NC)	S. Snelling (TGS)	R.R. Vedelago (GT)	33.22
1996-	B. Gourlay (TSS)	J.W. McCourt (NC)	J. Woodgate (BGS)	J.D. King-Scott (ACGS)	S.M. Kuzma (GT)	32.47
1997-	M. Riley (BGS)	B.A. Yates (TSS)	R.B. Norris (ACGS)	M.R. Macann (GT)	S. Robson (BSHS)	31.24
1998-	D. Allen (ACGS)	B.S. Rickard (NC)	D.C. Manderson (BBC)	A. Clarke (BGS)	J.M. Weber (GT)	32.99
1999-	C.Y. Kong (ACGS)	N.A. Ferris (GT)	D.A. Pat (NC)	G.T. Carroll (TSS)	M. Martin (IGS)	32.45
2000-	R.S. O'Neil (ACGS)	A. Brown (BGS)	T.W.T. Jones (NC)	R. Chrzescijanski (IGS)	K.V. Jahnke (GT)	31.91
2001-	C.D. Sprenger (GT)	L.H.M. Lyons (BBC)	S.J.M. Clark (NC)	L. Gottke (IGS)	W. Clewett (TGS)	30.88 @
2002-	D. Brown (BGS)	J.L. Campbell (NC)	R.I. Russell (GT)	T. Moore (TSS)	G. Connors (IGS)	31.12
2003-	J.B. Tuton (GT)	G. Farquhar (BGS)	T.J. Middlin (BBC)	T. Evans (BSHS)	A.A. Seeto (TSS)	31.85
2004-	C.R. Holgar (ACGS)	J. Hoek (IGS)	P. King (TGS)	P.R. Devers (NC)	N.C. Dent (BBC)	31.48
2005-	H. Samuela (BSHS)	J.L. DiBella (GT)	J. Dewhurst (BGS)	L. Farmer (IGS)	M.A. Kempin (NC)	32.06
2006-	C.J. Griffiths (NC)	A. Spence (IGS)	W. Thompson (TSS)	M.T. Giles (BGS)	J.R. Cornish (GT)	32.50
2007-	B.J. Edwards (BGS)	C.T. Lane (NC)	G.P. O'Brien (GT)	L.L. Allan (BBC)	M.D. Jardine (ACGS)	32.22
2008-	S. Blakeway (ACGS)	A. Cois (BGS)	A.M. Buckley (IGS)	B.A. Silao (NC)	T. Clarke (TSS)	31.80
2009-	A. Digby (TSS)	E. Low (NC)	S.J. Greene (ACGS)	H. Hawker (TGS)	D.G. Edwards (BGS)	32.66
2010 -	J. Gilliland (NC)	J.G.Scolaro (IGS)	B.M. Willoughby (TSS)	M. E. Pendall (ACGS)	M. J. Singer (BGS)	31.38
2011-	J.F. O'Hanlon (NC)	L.M. Roberts (IGS)	L. Bourne (TSS)	J.B. Bailey (BGS)	N.T. Pace (BBC)	31.29
2012-	G.J. Bell (TSS)	J. Zuill (GT)	A.E. Gibson (GT)	A. W. Gough (BSHS)	C. Wyer (BGS)	32.36
2013-	L. Townsend (GT)	H. Stubbs (BGS)	B.J. Oates (BGS)	M. Ng (BSHS)	J. Donovan (NC)	32.12

50 Metre Breaststroke: Under 16

Date	First	Second	Third	Fourth	Fifth	Time
1937-1938	P. Marsh (BSHS) No Competition	T. Bums (NC)	J. Mcintyre (TGS)	B. Bnuce-Smith (CEGS)	L. Tedford (BBC)	43
1939-1940	T.J. Cottee (CEGS) D. Brown (BSHS)	D. Brown (BSHS) M. Emerson (CEGS)	K.A. Stevens (TGS) K.A. Stevens (TGS)	G.M. Darcy (GT) A. Kelly (NC)	W. Bowden (BGS) K.P. Astill (GT)	41 3/5 40 2/5
1941-1942	P. Stumm (CEGS) No Competition	J. Fletcher (BGS)	E.W. Munro (BBC)	G.M. D'Arcy (GT)	A. Kelly (NC)	40 3/5
1943-1944	N.E. Parker (CEGS) J.D. Allarson (CEGS)	R. Moynihan (BSHS) I.D. Brown (BGS)	W. Derod (BBC) P. Shaw (BBC)	B. Cahill (NC) J. Spiers (BSHS)	J. Murtha (GT) A. Clark (GT)	40 2/5 38 2/5
1945-1947	J.A. Baldwin (CEGS) J.R. Boast (BGS)	J.S. Mackay (BGS) R.B. Baldwin (GT)	R. Colbert (TGS) K. Free (CEGS)	K.T. Spillane (GT) T. Ellis (NC) J. Dowrie (BSHS) tie	J. Mackie (NC)	39 3/5 40 1/5
1948-1950	J.E. Cooley (BGS) K.G. Waller (CEGS)	A.A. Paul (CEGS) G. McKelvie (BBC)	R. Ryland (TGS) D. Kenway (GT)	W. Dunn (BSHS) P. Dunn (BGS)	P.A. Wadley (GT) R. McMillen (NC)	39 37 9/10
1952-1953	W. Arnold (CEGS) R.E. Foreman (BGS)	T.C. Cullinan (GT) M. Hansen (CEGS)	A. Davies (NC) J. Dunn (GT)	D.C. Street (BBC) R. Treffere (NC)	J. Howden (BGS) W. Arnold (BSHS)	37 6/10 39 9/10
1954-1955	J. Moccatto (CEGS) R.B. Moccatto (CEGS)	R. Marshall (IGS) P. Pincus (GT)	M. Maher (BSHS) N. Austen (TGS)	D. Owens (GT) B. Widdon (NC)	J.R. McDonald (TSS) R.I. Suggit (BGS)	40 3/5 38 2/5
1956-1957	B.R. Moccara (CEGS) L. Williams (NC)	J. Priebe (TGS) D. Murphy (TGS)	J. Coman (NC) V.K. Huxley (TSS)	P. Haren (GT) A. Arnold (BGS)	B. Richardson (IGS) R. Hunt (IGS)	38 2/5 37 4/5
1958-1959	P.H. Crowe (GT) J. Lincoln (CEGS)	D.K. McDonald R. Stitz (IGS)	G. Carrick (NC) R. White (BGS)	- Nurcombe (BGS) A. McNaught (GT)	A. Leipnik (IGS) B. Sullivan (NC)	38 7/10 38 2/5
1960-1961	G. Mountseer (GT) L. Steindl (GT)	D.W.J. Glen (CEGS) T. Maher (BSHS)	G.E. Lawson (BBC) J. Geddes (TSS)	J. Cowlishaw (TSS) T. Skennar (CEGS)	K. Mackay (IGS) K. Schmidt (BGS)	36 1/2 37 4/10
1962-1963	C. Lyndon (BBC) A. Christensen (TSS)	D. Milburn (GT) J.M. Covacevich (BGS)	N. Martinez (NC) H. Bryan (GT)	H. Robertson (TSS) M. Emery (NC)	L.S. Cichero (BGS) M. Newell (BBC)	37 3/10 37.8
1964-1965	G.R. Beeston (BGS) P.A. Dixon (CEGS)	J.R. Gamsworthy (CEGS) R. Gray (BGS)	J.R. Barker (NC) I. Carfrae (BSHS)	J.N. Reitano (IGS) L.P. Cole (BBC)	R. Burrow (TSS) B. Drury (IGS)	37.4 37.6
1966-1968	D.G. BlackeK (BBC) P. Wilson (TSS)	N. Proctor (GT) J. Henderson (NC)	K.J. Skipper (IGS) N. Dutney (BBC)	P. Manfield (BSHS) P. Watts (BGS)	B.V. Clarke (NC) W. Frost (BSHS)	35.1 36.6
1969-1970	D. Mitchell (BSHS) G.R. Freeman (CEGS)	J. Ferguson (TGS) M. Anderson (NC)	G. Freeman (CEGS) D. Bellamy (BSHS)	R. Rayner (GT) N. Spike (GT)	G. Short (BGS) R. Barday (BBC)	35.2 35.5
1971-1972	B. Fitzwalter (BGS) G. Boneham (TSS)	A. Rogers (GT) M. Hickey (GT)	P.W. Stuart (TGS) D. Rose (BSHS)	J.R. McNamara (CEGS) G. Brazier (BGS)	J.R. Twentyman (TSS) B. Scobie (CEGS)	35.7 33.9
1973-1974	J. Cameron (BSHS) P. Spiro (BGS)	P. Hewitt (BGS) S. Harfis (BSHS)	A. MacMillan (CEGS) T. Smith (GT)	R. McLellan (BBC) M. Patterson (CEGS)	M. Keily (NC) A. Tonakie (NC)	36.1 34.2
1975-1976	L. Brazier (BGS) L. Young (TSS)	D.K. Moffatt (BBC) P. Beardmore (BGS)	A.D. Middlin (CEGS) J.T. McNamara (BSHS)	T.D. Avery (TSS) S.F. Healy (NC)	G. Law (NC) S.F. Patterson (CEGS)	35.2 34.3
1977-1978	J.D. Peters (BSHS) L. Leech (IGS)	M. Elmer (BGS) B. Hoskins (BSHS)	N.E. Bailey (BBC) R. Stephens (TSS)	C.E. Cornish (CEGS) C. Price (GT)	R. Fogarty (GT) P. Smith (BGS)	35.07 33.33
1979-1980	C.S. Williams (BSHS) B.R. Simpson (BSHS)	J.N. Bailey (BBC) N. Kelly (CEGS)	G.A. Webber (CEGS) P.W. Landy (GT)	J. Leutenegger (GT) R.J. Kahler (BGS)	B.R. Goodwin (IGS) A.R. Baker (TSS)	33.87 32.79
1981-1982	D. Hamilton (TGS) C.V. Tobin (BSHS)	J. Lemberg (BSHS) G.R. McKinnon (TSS)	M. Malouf (GT) J.N. Gibbons (GT)	R. Theile (BGS) A. Bowdler (NC)	C. Biue (CEGS) G.H. Monro (BGS)	33.16 33.36
1983-1984	S.C. Moore (CEGS) P.W. Burton (BSHS)	J.A. Bennett (BBC) R.J. Bryce (BBC)	C.A. Forster (BSHS) A.D. Stains (TGS)	I.D. Swinton (BGS) M.J. Hutton (IGS)	C.H. Kirby (NC) B.C. Clarke (GT)	32.92 32.43
1985-1986	D.A. Drummond (BSHS) A. Egorov (GT)	R.L. Quinn (GT) W.W. Friese (IGS)	R.A. Hamilton (TGS) C.R. Swanson (BSHS)	D.A. Fielding (TSS) T.J. Somes (BBC)	J.M. Fenner (BGS) S.J. Conaghan (NC)	33.46 32.35
1987-1988	T. Staunton-Smith (BGS) S.E. Lewis (BSHS)	D.J. Wadley (GT) A.R. Lawson (BBC)	T.A. Sayer (TSS) C.J. Mcinemy (GT)	C. Watson (IGS) M.J. Kay (NC)	S.R. Burton (BSHS) M. Amor (TSS)	31.11 30.74
1989-1990	D.A. Sheehan (BSHS) M.S. Stack (NC)	D.C. Hickey (NC) J.D. Griffith (ACGS)	D.J. Downie (BGS) C.R. Swainson (BSHS)	L.J. Crowley (GT) B. Pitt (BBC)	T.B. See (ACGS) T.C. Nixon (BGS)	31.23 33.22
1991-1992	M.R. Chappel (GT) T.A.L. Nicholson (ACGS)	J.A. Baranoff (BGS) M.G. Tuton (GT)	S.D.S. Ouarterman (ACGS) C.J. Daley (BSHS)	J.L. Dunwoody (TSS) D.N. Faint (NC)	C.M. Dixon (TGS) D.H. Kerlin (BGS)	32.13 31.23
1993-1994	R.D. Harnson (ACGS) S.K.C.Y. Liew (ACGS)	T.M. Smith (BGS) P. Woodbridge (BSHS)	M.A. Hunter (NC) H.J.H. Jackson (BBC)	J.M. Carter (GT) D. Ford (IGS)	A.M. Craven (BBC) D. O'Hare (TGS)	30.55 30.88
1995-1996	D. Moran (BGS) B. Gourlay (TSS)	S. Snelling (TGS) J.W. McCourt (NC)	C.J. Kennedy (NC) B. Hanson (BBC)	D.J. Over (ACGS) D.J. Chin (GT)	R.A. Clarke (BBC) J. Woodgate (BGS)	31.76 31.83
1997-1998	M.E. Riley (BGS) B.S. Rickard (NC)	B. Mateja (IGS) D.C.M. Allen (ACGS)	M.A. Daley (NC) A. Clarke (BGS)	R. Norris (ACGS) D.C. Manderson (BBC)	B.A. Yates (TSS) S. McElroy (BSHS)	30.29 @ 31.60
1999-2000	G. Carroll (TSS) R. O'Neil (ACGS)	N.A. Ferris (GT) A. Brown (BGS)	P. Alyuz (BSHS) T.W.T. Jones (NC)	D.A. Pat (NC) C.T. Sprenger (GT)	Chun-Yu Kong (ACGS) C. Tickle (TSS)	31.68 30.52
2001-2002	C.D. Sprenger (GT) D. Brown (BGS)	W.G. Clewett (TGS) J.L. Campbell (NC)	S.A. Clarke (NC) R.I. Russell (GT)	D. Johnston (BSHS) M.O. Roe (TSS)	S. Higginbotham (TSS) D.Y. McGregor (ACGS)	30.43 30.80
2003-2004	G. Farquhar (BGS) C.R. Holgar (ACGS)	J.B. Tuton (GT) P. King (TGS)	A. Seeto (TSS) N.C. Dent (BBC)	T. Evans (BSHS) A. Grilanc (IGS)	S.J. Holz (ACGS) P.R. Devers (NC)	31.08 31.26
2005-2006	C. Fox (TSS) C.J. Griffiths (NC)	J.A. Dewhurst (BGS) W. Thomson (TSS)	H. Samuela (BSHS) A. Spence (IGS)	J.L. DiBella (GT) J.R. Cornish (GT)	L. Farmer (IGS) M.T. Giles (BGS)	30.87 31.47
2007-2008	N. Pregelj (TSS) A. Cois (BGS)	G. P. O'Brien (GT) B.J. Grabbe-Clare-Nazer (NC)	C.T. Lane (NC) J. Pershouse (BBC)	M.J. Evans (BGS) A.M. Buckley (IGS)	L.Allan (BBC) T. Clarke (TSS)	31.94 31.23
2009-2010	S.J. Greene (BGS) J.M. Gilliland (NC)	E. Low (NC) M.E. Pendall (ACGS)	T. James (BBC) J.G. Scolaro (IGS)	H. R. Walkner (TGS) B.M. Willoughby (TSS)	K. Thomson (TSS) P.R. Brittain (TGS)	31.38 30.84
2011-2012	D.V. Oliver (NC) L. Osborne (GT)	L. Bourne (TSS) G.J. Bell (TSS)	L.M. Roberts (IGS) A.E. Gibson (TGS)	R. Brown (ACGS) H. Craw (BGS)	N. Pace (BBC) D.L. Busch (IGS)	32.20 30.55

50 Metre Butterfly: Under 13 (Continued)

2003-	J.R. Brutton (TSS)	M.J. Gregory (BBC)	J. Kibby (IGS)	A. Douglas (BGS)	D.J. Hansen (GT)	28.51 @
2004-	X. Crawford (TSS)	K.M. Tumata (NC)	J.S. Houghton (ACGS)	J.R. Cornish (GT)	T. Carille (BSHS)	29.22
2005-	W.T. McGahan (GT)	C.T. Lane (NC)	N. McKendry (BGS)	M. Roettler (IGS)	M.D. Jardine (ACGS)	30.03
2006-	C. Fedrick (IGS)	L.G. Bailey (BGS)	H. Dolan (TSS)	A.G. Williams (ACGS)	S.M. O'Neill (GT)	30.14
2007-	Z. Featherstone (TSS)	L.A. McLean (ACGS)	H. Strathdee (IGS)	A. Prasad (BSHS)	H.J. Coburn (GT)	30.01
2008-	A. Pace (BBC)	A. Press (TSS)	M.D. Zammit (IGS)	J.A. McLoughlin (NC)	L.J. McMahon (GT)	29.60
2009-	K. Archangeli (BGS)	P. Pavlides (BBC)	T.W. Peabody (ACGS)	C.K. Magnay (NC)	B.A. Ashcroft (BSHS)	30.29
2010-	B. T. Lawson (TSS)	C.K. Magnay (NC)	L. M. Osbourne (GT)	J. P. McFerran (IGS)	E. J. McCorley (BGS)	29.57
2011-	N.J. Ebzery (BGS)	M.S. Statham (TSS)	B.S. Paties (BBC)	R.A. Kelly (GT)	M.B. Head (BSHS)	30.51
2012-	C.J. Parbery (BSHS)	J.W. Ford (IGS)	J.B. Herbert (NC)	B.J. Poon (TGS)	Z. Stubblety-Cook (ACGS)	29.53
2013-	B.M. Carlyon (BBC)	L. Gough (BSHS)	J. Prosser (NC)	J. Lee (IGS)	F.J. Stewart (TGS)	28.84

50 Metre Butterfly: Under 14

Date	First	Second	Third	Fourth	Fifth	Time
1964-	R.H. Fry (CEGS)	C.B. Handy (GT)	A.W. Marcovich (NC)	D.M. Rylance (BBC)	C.B. Stitz (IGS)	34.5
1965-	G.J. Brough (TSS)	A.W. Clark (GT)	G. Short (BGS)	A.A. Hogue (CEGS)	G.P. Cameron (NC)	32.5
1968-	D.J. Unwin (CEGS)	K. Lascelles (BSHS)	G.R. Langdon (BBC)	R. Arundell (BGS)	R. Graham (TSS)	34.7
1969-	N. Martin (BGS)	D. Bellamy (BSHS)	D. Unwin (CEGS)	S. Masinello (NC)	M. Fitzwalter (GT)	31.6
1970-	R. Mowen (NC)	B. Fitzwalter (GT)	L. Miller (BSHS)	G. Leather (BGS)	D. Speight (TGS)	33.4
1971-	M. Tonelli (GT)	S. Holland (CEGS)	A.M. Reabum (TSS)	R. McCarthy (BSHS)	R.M. McGregor (BGS)	31.7
1972-	R.H. McCowan (CEGS)	A. Wilson (BGS)	S.T. Crocker (BBC)	R. Jones (GT)	B.W. Yarrow (IGS)	30.5
1973-	P. Spiro (BGS)	B. Donovan (CEGS)	W. Wakefield (BSHS)	A. Van de Velde (GT)	A. Mott (NC)	29.7
1974-	J. Perkins (BGS)	D. Yarrow (IGS)	D. Moffatt (BBC)	A. Watson (NC)	J. Butler (CEGS)	30.0
1975-	S. Haberman (CEGS)	I. Van Haeringen (BSHS)	S. Davies (TSS)	M. Maranta (GT)	C. Head (BBC)	30.8
1976-	G. Beikoff (BGS)	D. W. Pullinger (TSS)	S. Fidler (BSHS)	C.E. Cornish (CEGS)	C.J. Powell (CEGS)	33.6
1977-	D.R. Orbell (IGS)	J.H. Moffatt (BBC)	S.D. Fidler (BSHS)	A. Sambrook (BGS)	B.R. Cranstoun (CEGS)	30.8
1978-	J.W. Ardron (IGS)	M.A. Packman (BSHS)	G.J. Trotman (NC)	T. Dodson (GT)	M. Xavier (BGS)	31.4
1979-	S. Lambert (BGS)	B. Summerville (IGS)	A. Watts (BSHS)	C. Williams (TSS)	J. McNamee (GT)	30.45
1980-	J. Sieben (BSHS)	P.W. Hammond (TSS)	D. Trenery (TGS)	J. Bush (NC)	R. McDonald (GT)	30.02
1981-	G. Boevink (NC)	R.J. Leighton (TSS)	S. Crane (BSHS)	M.A. Freeman (CEGS)	R.A. Cameron (BBC)	30.88
1982-	J. Brennan (BBC)	M. Mastromichele (BSHS)	P. Burnie (TGS)	S. Moore (CEGS)	A. Kurth (BGS)	28.91
1983-	J.S. Ives-Plunkett (BSHS)	R.D. Pym (BGS)	A.D. Sole (GT)	C.J. Finlay (BBC)	C.J. Davies (CEGS)	28.23
1984-	D.W. King-Christopher (TSS)	C.A. Logan (BSHS)	M.T. Lee (CEGS)	J.W. Fredericks (GT)	A.B.J. Scriven (BGS)	27.23
1985-	A.W. Bale (BGS)	T.J. Somes (BBC)	L.A. Waters (BSHS)	R.H. Gilroy (IGS)	C.R. Ford (TGS)	30.76
1986-	A.J. Weston (ACGS)	L. Maguire (NC)	S.R. Burton (BSHS)	B.T. Arnold (BBC)	T. Staunton-Smith (BGS)	28.89
1987-	P.T. Clancy (GT)	S.E. Lewis (BSHS)	J.D. O'Neill (BGS)	D.G. Fenton (BBC)	J.A. Molloy (NC)	29.29
1988-	D.A. Sheehan (BSHS)	M.S. Cruickshank (BGS)	A.G. Cook (GT)	A.J. Mowbray (TSS)	A.D. Clayton (BBC)	29.43
1989-	J.C. McAllister (ACGS)	C.R. Swainson (BSHS)	D.J. Clifford (GT)	M. Logan (BGS)	T.A. Dickson (NC)	30.59
1990-	B.O. Nothing (BGS)	S.M. Logan (BSHS)	D.A. Dunworth (GT)	R.F. O'Rourke (TSS)	D.P. Moss (ACGS)	28.13
1991-	D.J. Boxall (BSHS)	L.A. Wallace (GT)	C. Bradshaw (TGS)	A. Herding (IGS)	K.A. Lacin (BGS)	28.08
1992-	J.R. English (BBC)	K.A. Lacin (BGS)	T.M. Smith (TSS)	A.J. Over (ACGS)	R. Russell (NC)	28.50
1993-	S.C. Kennedy (NC)	D.J. Holcombe (BSHS)	M.G. Sara (BBC)	J.D. Hayward (ACGS)	A.P. Challen (BGS)	28.35
1994-	B.J. Andersen (NC)	R.D. Scutt (GT)	R. Cadd (IGS)	A. Athanasiov (TGS)	R.A. Clarke (BBC)	29.54
1995-	J.W. McCourt (NC)	B.M. Sprenger (GT)	B.A. Norris (ACGS)	A.T. Yates (TSS)	G. Astill (IGS)	28.44
1996-	H. Leung (ACGS)	S. Stewart (BGS)	A.D. Timm (NC)	C.A. Besley (BBC)	B.A. Yates (TSS)	27.87
1997-	M.R. Bowd (NC)	A. Turner (TGS)	M. English (BBC)	A. Young (BGS)	R.J. te Kloot (ACGS)	28.96
1998-	D.J. Campbell (NC)	I. Goh (TSS)	A. Woodgate (BGS)	A. Leeder (TGS)	Z. She (IGS)	27.21
1999-	B.A. Dawson (NC)	S.B. Thomas (BBC)	T.A. Cunningham (TSS)	R.S. O'Neil (ACGS)	H. Kikkawa (BGS)	28.46
2000-	G. Sparrow (TSS)	L.H.M. Lyons (BBC)	W. Sellars (BGS)	C.R. Hillan (NC)	J. Johnson (IGS)	27.91
2001-	S.A. Price (NC)	M. Holt (BSHS)	J. Young (BGS)	P.J. Gleeson (BBC)	T.M. O'Shea (GT)	28.11
2002-	C. Young (BGS)	A.R. Carilton (BBC)	S. Clyde (TGS)	M. Lewis (BSHS)	B.F. Hutchinson (NC)	28.78
2003-	N. Whitburn (IGS)	J.E. Lane (TSS)	B.J. Donaldson (NC)	A. Miller (BGS)	M.C. Close (ACGS)	28.29
2004-	J.R. Bruton (TSS)	M.J. Gregory (BBC)	E.M. Barry (GT)	S. Moore (BGS)	J. Taylor (BSHS)	27.77
2005-	X. Crawford (TSS)	D.G. Keating (NC)	J.S. Houghton (ACGS)	A. Spence (IGS)	B. Mitchell (BSHS)	28.48
2006-	D.R. Powell (ACGS)	C.T. Lane (NC)	W.T. Schoch (BGS)	M. Roettler (IGS)	W.T. McGahan (GT)	28.62
2007-	C. Fedrick (IGS)	B. King (TSS)	L.G. Bailey (BGS)	S.M. O'Neill (GT)	B.J. Grabbe-Clare-Nazer (NC)	28.77
2008-	Z.J. Whenuaroa (NC)	Z. Featherstone (TSS)	C.R. Lloyd (IGS)	A.S. Prasad (BSHS)	H. Pullar (ACGS)	27.18 @
2009-	A. Press (TSS)	A. T. Pace (BBC)	M. D. Zammit (IGS)	L. M. Cronin (GT)	P. J. Soalheira (BSHS)	28.17
2010-	M. J. Sweeney (TGS)	J. D. Whenuaroa (NC)	K. G. Archangeli (BGS)	S. B. Horton (TSS)	T. W. Peabody (ACGS)	28.93
2011-	D.J. Richardson (TSS)	R. Brown (ACGS)	E.J. McCorley (BGS)	A.L. Haines (NC)	L.M. Osborne (GT)	28.13
2012-	B.N. McCarthy (TGS)	N. Ebzery (BGS)	M.B. Canham (IGS)	D.M. McConnell (BSHS)	B.J. Clough (NC)	28.43
2013-	J.W. Ford (IGS)	M. Adi (BGS)	C. Usher (TSS)	C. McFaul (BSHS)	A. Gantimuroff (BBC)	27.46

50 Metre Butterfly: Under 15

Date	First	Second	Third	Fourth	Fifth	Time
1964-	B.R. Chambers (NC)	J.G. Sexton (GT)	D.J. Marrioh (CEGS)	J.W. Shand (TSS)	B. Bell (BSHS)	31.5
1965-	R.M. Fry (CEGS)	C.B. Haudy (GT)	D.M. Rylance (BBC)	A. Woolard (BSHS)	C. Stitz (IGS)	32.0
1968-	A. Shean (GT)	B. McGregor (TGS)	T. Hoskin (BBC)	R. Perry (BSHS)	R.M. Ramsay (TSS)	30.8
1969-	B. Cooper (BSHS)	R. Arundell (BGS)	G. Sanders (TGS)	R. Rayner (GT)	R. Graham (TSS)	31.5
1970-	N. Martin (BGS)	J. Van Opdenbosch (GT)	G. Frost (BSHS)	I. Birchley (CEGS)	S. Mowen (NC)	29.3
1971-	D.J. Unwin (CEGS)	G. Frost (BSHS)	D. Hall (NC)	A.I.K. Barbour (BBC)	G.J. Leather (BGS)	30.7
1972-	M. Tonelli (GT)	R. McGregor (BGS)	R. McCarthy (BSHS)	S.R. Holland (CEGS)	G.B. Boneham (TSS)	27.6
1973-	A. Wilson (BGS)	R. McCowan (CEGS)	S.J. Crocker (CEGS)	R. Jones (GT)	A. Wilson (NC)	28.6
1974-	P. Spiro (BGS)	D. Grout (CEGS)	W. Wakefield (BSHS)	M. Crouch (GT)	P. McLeod (BBC)	28.8
1975-	J. Perkins (BGS)	M. Spurrier (IGS)	J. Green (BSHS)	D. Moffatt (BBC)	A. Watson (NC)	29.3
1976-	S. Habermann (BGS)	C.D. Charles (CEGS)	J. McNamara (BSHS)	S.A. Davies (TSS)	A. Phillips (NC)	28.8
1977-	F.H. Vanderzant (BSHS)	D.W. Pullinger (TSS)	G. Beikoff (BGS)	C.E. Cornish (CEGS)	M. Green (GT)	31.6
1978-	D.R. Orbell (IGS)	S.J. Moffatt (BBC)	F.H. Van der Zant (BSHS)	A. Sambrook (BGS)	B.R. Cranstoun (CEGS)	28.6
1979-	M. Packman (BSHS)	J. Ardron (IGS)	A. MacLachlan (TSS)	M. Xavier (BGS)	T. Dobson (GT)	28.68
1980-	S. Lambert (BGS)	S.E. Clark (BSHS)	B.D. Summerville (IGS)	S.J. Burton (TSS)	J. McNamee (GT)	28.65
1981-	J.S. Sieben (BSHS)	P.W. Hammond (TGS)	J. Bush (NC)	R.J. McDonald (GT)	R.J. Thiele (BGS)	28.63
1982-	G. Boevink (NC)	P. Cobbin (IGS)	C. Tobin (BSHS)	R. Cameron (BBC)	R. Leighton (TSS)	28.81
1983-	J.M. Brennan (BBC)	M. Mastromichele (BSHS)	P.R.L. Burnie (TGS)	A.J. Kurth (BGS)	X.F. Clarke (GT)	27.60
1984-	J.S. Ives (BSHS)	R.D. Pym (BGS)	A.D. Sole (GT)	C.J. Finlay (BBC)	J.D. MacTaggart (TSS)	28.36
1985-	D. King-Christopher (TSS)	C.A. Logan (BSHS)	A.B.J. Scriven (BGS)	M.T. Lee (ACGS)	K.T. O'Donoghue (GT)	26.96
1986-	A.J. Baidon (TSS)	T.J. Somes (BBC)	L.A. Waters (BSHS)	D.A. Richardson (ACGS)	A. Egorov (GT)	26.83
1987-	B.T. Arnold (BBC)	A.J. Weston (ACGS)	S.P. Burton (BSHS)	E.J. Nunn (IGS)	E.M. Power (NC)	28.81
1988-	C.C. Hackett (TSS)	S.E. Lewis (BSHS)	D.G. Fenton (BBC)	J.D. O'Neill (BGS)	R.T. Clancy (GT)	28.38
1989-	A.R. Vary (BSHS)	M.S. Cruickshank (BGS)	T.A. Clayton (BBC)	M. Knobel (TSS)	A.G. Cook (GT)	27.26
1990-	J.C. McAllister (ACGS)	D.J. Clifford (GT)	C.R. Swainson (BSHS)	M. Logan (BGS)	M.S. Stack (NC)	28.33
1991-	B.O. Nothing (BGS)	D.A. Dunworth (GT)	S.M. Logan (BSHS)	P.F. O'Rourke (TSS)	S.G. Archibald (ACGS)	26.95
1992-	D. Boxall (BSHS)	D. Stiller (NC)	A.M. Herring (IGS)	D.C. Goward (BBC)	N.J. Marshall (ACGS)	27.46
1993-	J.R. English (BBC)	P.D. Michael (NC)	T.M. Smith (TSS)	J.P. Hoolveld (GT)	A.J. Over (ACGS)	26.94
1994-	S.C. Kennedy (NC)	F.J. Hutchison (BGS)	D.J. Holcombe (BSHS)	M.G. Sara (BBC)	D.J. Hayward (ACGS)	27.59
1995-	T. Harris (IGS)	B.J. Andersen (NC)	R.D. Scutt (GT)	A. Athanasiov (TGS)	T. Unsworth-Smith (BBC)	27.53
1996-	J.W. McCourt (NC)	B.M. Sprenger (GT)	H. Day (BGS)	G. Astill (IGS)	A. Wallace (BSHS)	27.54

50 Metre Butterfly: Under 15 (Continued)

1997-	H. Leung (ACGS)	S. Stewart (BGS)	M.E. Smith (NC)	M. Robinson (IGS)	B.A. Yates (TSS)	26.95
1998-	W.W.H. Dening (NC)	A. Tumer (TGS)	M. Skudlarski (IGS)	J.H. Jefferies (TSS)	M. Moran (BGS)	27.14
1999-	D.J. Campbell (NC)	A. Woodgate (BGS)	J.C. Hey (TSS)	M.J. DeAmbrosis (GT)	A. Leeder (TGS)	27.93
2000-	B.A. Dawson (NC)	S.B. Thomas (BBC)	J. Bird (TSS)	B.B. Smith (GT)	T. Beadle (BGS)	27.33
2001-	L.H.M. Lyons (BBC)	J. McGregor (ACGS)	G. Sparrow (TSS)	R.J. Hayes (NC)	W. Sellers (BGS)	27.34
2002-	S.A. Price (NC)	B. O'Bryan (TSS)	J. Young (BGS)	P.J. Gleeson (BBC)	J. Chandler (IGS)	28.03
2003-	E.E. Hannant (TSS)	C. Young (BGS)	M.J. Carroll (GT)	M. Rudolph (IGS)	A.R. Carlton (BBC)	27.75
2004-	R.C. Jovanovich (NC)	N. Whitburn (IGS)	M.C. Close (ACGS)	A. Miller (BGS)	J. Lane (TSS)	27.00
2005-	J.R. Bruton (TSS)	S. Moore (BGS)	M.L. Wilson (NC)	P. Hawkins (BSHS)	A. Fairweather (BBC)	26.86
2006-	X. Crawford (TSS)	J.S. Houghton (ACGS)	T.J. James (BBC)	K.R. Hindmarsh (NC)	A. Spence (IGS)	27.85
2007-	D.R. Powell (ACGS)	W.T. Schoch (BGS)	W.T. McGahan (GT)	C.T. Lane (NC)	R. Smith (TGS)	26.82
2008-	H.B. Taylor (BSHS)	Z. Dalby (ACGS)	C.M. Raven (IGS)	B. Wilmott (NC)	A. Mills (BBC)	27.47
2009-	Z. J. Whenuaroa (NC)	A. Digby (TSS)	H. J. Pullar (BGS)	A. S. Prasad (BSHS)	C. R. Lloyd (IGS)	26.09 @
2010-	A. Press (TSS)	D. S. Timbs (TGS)	J. M. Gilliland (NC)	A. T. Pace (BBC)	M. E. Pendall (ACGS)	26.91
2011-	C.F. Fasala (IGS)	M.J. Sweeney (TGS)	B.A. Ashcroft (BSHS)	S.P. Goodwin (TSS)	P.J. Pavlides (BBC)	26.62
2012-	D.J. Richardson (TSS)	L. Osborne (GT)	A.I. Haines (NC)	E. McCorley (BGS)	J.A. Cornwell (IGS)	27.41
2013-	B.N. McCarthy (TGS)	J. Camp (ACGS)	D. McConnell (BSHS)	N. Ebzery (BGS)	M.B. Canham (IGS)	26.64

50 Metre Butterfly: Under 16

Date	First	Second	Third	Fourth	Fifth	Time
1961-	N. Reynolds (CEGS)	M. Chagoury (NC)	R. Fingleton (GT)	J. Potts (TSS)	G. Dunne (BGS)	29 3/10
1962-	D. Milburn (GT)	H. Robertson (TSS)	J.W. Krimmer (CEGS)	P. Vaughan (BBC)	J. Lipscomb (NC)	31 1/5
1963-	G. Rayner (BSHS)	A. McLeod (BGS)	P. Lockhart (TSS)	M. Newell (BBC)	B. Zavattaro (NC)	30.5
1964-	R. Birch (BSHS)	J.H. Parkyn (BBC)	W.F. Luya (CEGS)	D.A. Cusack (GT)	E. Wellington (TSS)	29.9
1965-	D.J. Marriott (CEGS)	C. McLaughlin (BSHS)	J.G. Sexton (GT)	J.W. Shand (TSS)	M. Robson (BGS)	30.7
1968-	N. Proctor (GT)	K.P. McGregor (TGS)	L. Heathcote (BSHS)	G.W. Miller (BBC)	G.T. Harridge (BGS)	29.5
1969-	A. Shean (CEGS)	B. Carothers (BSHS)	T. Hoskin (BBC)	P. Ramsay (TSS)	L. Sampson (NC)	29.9
1970-	B. Cooper (BSHS)	R. Rayner (GT)	G. Sanders (IGS)	R. Graham (TSS)	J. De La Cruz (NC)	29.8
1971-	N.W. Madin (BGS)	D. Bellamy (BSHS)	G. Sanders (TGS)	I.N. Birchley (IGS)	R. Devlin (GT)	28.8
1972-	D.J. Unwin (CEGS)	D. McGovern (TGS)	G. Frost (BSHS)	G. Leather (BGS)	W. Fisher (GT)	29.4
1973-	M. Tonelli (GT)	S. Holland (CEGS)	R. McGregor (BGS)	G. Boreham (TSS)	W. Mill (BSHS)	27.7
1974-	A. Wilson (BGS)	R. McGowan (CEGS)	C. Going (BBC)	M. Wolter (NC)	B. Yarrow (IGS)	28.7
1975-	R. Spiro (BGS)	D. Grout (CEGS)	W. Wakefield (BSHS)	B. Abrahams (GT)	P. Fryer (BBC)	27.5
1976-	J. Perkins (BGS)	D. Atkins (BSHS)	D.B. Joseph (BBC)	M.J. Spurrier (IGS)	A. Harrison (NC)	29.6
1977-	S. Habermann (BGS)	G.K. Orbell (IGS)	C.D. Charles (CEGS)	I.A. Van Haeringen (BSHS)	C.R. Head (BBC)	28.1
1978-	M. Green (GT)	G.R. Seawright (TGS)	J.D. Peters (BSHS)	G. Beikoff (BGS)	C.J. Williams (CEGS)	30.56
1979-	D. Orbell (IGS)	S. Moffatt (BBC)	F. Van der Zant (BSHS)	M. Giantord (BGS)	P. Denham (GT)	27.82
1980-	M.A. Packman (BSHS)	J.W. Ardon (IGS)	M. Agnew (NC)	A.J. Waddell (BBC)	M. Xavier (BGS)	27.15
1981-	S.J. Lambled (BGS)	P.A. Scheib (TSS)	C.A. Parkyn (BSHS)	S.A. Lisle (TGS)	J.J. McNamee (GT)	27.35
1982-	J. Sieben (BSHS)	R. Hammond (IGS)	J. Bush (NC)	R. McDonald (GT)	R. Theile (BGS)	27.03
1983-	C.V. Tobin (BSHS)	G. Boevink (NC)	R.A. Cameron (BBC)	G.J. Hepple (IGS)	M.R. Magnusson (CEGS)	28.16
1984-	J.M. Brennan (BBC)	D.J. Armstrong (BSHS)	S. Dalton (GT)	P.R.L. Burnie (TGS)	K.N. Van As (CEGS)	26.80
1985-	P.W. Budon (BSHS)	R.D. Pym (BGS)	A.D. Sole (GT)	B. Van Der Zee (IGS)	N.R. Magnusson (ACGS)	27.92
1986-	A.B.J. Scriven (BGS)	J.W. Fredericks (GT)	B.V. Clarke (TGS)	A.J. Bales (IGS)	P.A. Stone (BBC)	27.84
1987-	A. Baildon (TSS)	D.A. Richardson (ACGS)	A. Egorov (GT)	T.J. Somes (BBC)	L.A. Waters (BSHS)	26.49
1988-	J.G. Emblin (BGS)	A.J. Weston (ACGS)	B.T. Arnold (BBC)	D.A. Newbery (BSHS)	E. Nunn (IGS)	28.16
1989-	S.E. Lewis (BSHS)	C.C. HackeH (TSS)	J.D. O'Neill (BGS)	D.G. Fenton (BBC)	C.J. Mcinerney (GT)	27.22
1990-	A.R. Vary (BSHS)	M.S. Cruickshank (BGS)	D.J. Collins (GT)	G.J. Taylor (ACGS)	T.A. Clayton (BBC)	26.13
1991-	J.C. McAllister (ACGS)	M.S. Stack (NC)	C.R. Swainson (BSHS)	A.R. Rollason (GT)	D.J. Best (IGS)	27.91
1992-	S. Logan (BSHS)	B.O. Nothing (BGS)	D.A. Dunworth (GT)	P.F. O'Rourke (TSS)	S.G. Archibald (ACGS)	26.38
1993-	D.J. Boxall (BSHS)	B.C. Glide (NC)	M.J. Gordon (GT)	C.E. Bradshaw (TGS)	N.J. Marshall (ACGS)	26.82
1994-	J.R. English (BBC)	P.D. Michael (NC)	S.M. Nothing (BGS)	A.J. Over (ACGS)	J.P. Hoolveld (GT)	26.33
1995-	P.D. Micheal (NC)	S.K.C.Y. Liew (ACGS)	F.J. Hutchison (BGS)	M. Mason (IGS)	G. Waiker (TGS)	26.80
1996-	C.G. Sullivan (NC)	T. Harris (IGS)	R.D. Scuf (GT)	T. Unsworth-Smith (BBC)	S. Snelling (TGS)	27.29
1997-	J.W. McCoutt (NC)	G. Astill (IGS)	H. Day (BGS)	A. Rouse (BBC)	A. Wallace (BSHS)	26.52
1998-	H. Leung (ACGS)	M.E. Smith (NC)	S. Stewan (BGS)	J. Tuxford (TGS)	M.D. Howadh (BBC)	26.57
1999-	A. Turner (TGS)	W.W.H. Dening (NC)	T.R. Veitch (BBC)	M. Skudlarski (IGS)	M. Moran (BGS)	26.95
2000-	D.J. Campbell (NC)	A. Woodgate (BGS)	D.T. Martell (ACGS)	A. Seward (TSS)	P. Alyuz (BSHS)	26.73
2001-	R. Atkinson (TSS)	B.A. Dawson (NC)	A.J. Hosking (BBC)	B.B. Smith (GT)	M. Lowry (BGS)	26.84
2002-	R.J. Hayes (NC)	L. Lyons (BSHS)	J. Johnson (IGS)	J.J.C. McGregor (ACGS)	A.R. Dickey (TGS)	27.16
2003-	S.A. Price (NC)	B. O'Bryan (TSS)	M. Black (IGS)	J.R. Crunkhorn (GT)	J.H. Juhasz (ACGS)	27.21
2004-	E. Hannant (TSS)		M.J. Carroll (GT)	M. Rudolph (IGS)	H.R. Clentsmith (ACGS)	27.36
2005-	C. Young (BGS), tie					
2005-	T. McKendry (BGS)	R. Webber (IGS)	M.C. Close (ACGS)	M. Brooks (BSHS)	J. Lane (TSS)	27.12
2006-	M.A. Kressibuher (GT)	J.R. Bruton (TSS)	S.H. Moore (BGS)	M. Dunne (NC)	C.S. Taylor (BSHS)	26.57
2007-	B.J. Walkington (NC)	X. Crawford (TSS)	J.S. Houghton (ACGS)	N.J. Rider (GT)	A. Spence (IGS)	26.91
2008-	D. Powell (ACGS)	W.T. Schoch (BGS)	W.T. McGahan (GT)	C. Dreghorn (TSS)	C. Fedrick (IGS)	26.47
2009-	H. B. Taylor (BSHS)	C. M. Raven (IGS)	Z. T. Dalby (ACGS)	B. Wilmott (NC)	J. A. Saunders (BGS)	26.21
2010-	Z. J. Whenuaroa (NC)	H. J. Pullar (BGS)	T. Law (BBC)	M. A. Windsor (GT)	A. A. Bogicevic (ACGS)	26.09
2011-	A.F. Press (TSS)	J.M. Gilliland (NC)	M.E. Pendall (ACGS)	N.W. Traves (BGS)	B. Corry (BBC)	26.04 @
2012-	C.F. Fasala (IGS)	M.J. Sweeney (TGS)	R. Brown (ACGS)	S.P. Goodwin (TSS)	N. McGinley (BGS)	26.26
2013-	D. J. Richardson (TSS)	J.A. Cornwell (IGS)	L. Osborne (GT)	D. Parker (NC)	C.M. Watkins (BBC)	26.37

100 Metre Butterfly: Open

Date	First	Second	Third	Fourth	Fifth	Time
1961-	B. Munro (CEGS)	P. McMahon (NC)	J. Fenwick (BGS)	M. Oley (GT)	A. Long (TSS)	1.6 7/10
1962-	N.W. Reynolds (CEGS)	M. Oley (GT)	J. McMahon (NC)	H. Robinson (TSS)	G. Lawson (BBC)	1.5 4/5
1963-	N.W. Reynolds (CEGS)	R. Dunne (BSHS)	H. Robedson (TSS)	D. Milburn (GT)	P. Vaughan (BBC)	1.8.8
1964-	G. Rayner (BSHS)	T.M. Eriksen (CEGS)	P.E. Lockhan (TSS)	P. Dixon (TGS)	M.R. Newell (BBC)	1.10.9
1965-	R. Birch (BSHS)	J.M. Covacevich (BGS)	D.A. Cusack (GT)	W.F. Luya (CEGS)	P.E. Lockhart (TSS)	1.6.4
1968-	G.E. Shod (BGS)	R.H. Fry (CEGS)	D.M. Forster (BBC)	P.N. Nolan (NC)	K. Sandison (BSHS)	65.5
1969-	G. Brough (TSS)	G. Short (BGS)	K. McGregor (TGS)	N. Proctor (GT)	D. Rylance (BBC)	61.1
1970-	A. Shean (CEGS)	N. Proctor (GT)	B. Carothers (BSHS)	T. Hoskin (BBC)	R. Ramsay (TSS)	64.1
1971-	J. Van Opdenbosch (GT)	A. Shean (BSHS)	R. Hutton (BGS)	G.R. Langdon (BBC)	A.R. Clarke (IGS)	64.3
1972-	N.W. Madin (BGS)	J. Van Opdenbosch (GT)	D.J. Wilson (CEGS)	G.R. Padridge (TGS)	K. Lascelles (BSHS)	62.2
1973-	J. Van Opdenbosch (GT)	D. Wilson (CEGS)	C. Crozier (CEGS)	G. Leather (BGS)	D. McGovern (TGS)	63.1
1974-	M. Tonelli (GT)	N. Kemp (CEGS)	R. McGregor (BGS)	G. Boneham (TSS)	C. Green (BBC)	60.0
1975-	C. Going (BBC)	N. Kemp (CEGS)	A. Wilson (BGS)	M. Crouch (GT)	J. Potts (BSHS)	1.06.2
1976-	R. Spiro (BGS)	W. Wakefield (BSHS)	S.K. Payne (IGS)	D.W. Griut (CEGS)	A. Van de Velde (GT)	62.8
1977-	D.J. Atkins (BSHS)	J. Perkins (BGS)	M.J. Spurrier (IGS)	A.G. Thomson (BBC)	C.D. Seawright (TGS)	65.2
1978-	S. Habermann (BGS)	G.K. Orbell (IGS)	D.J. Atkins (BSHS)	G.A. Byram (CEGS)	C.R. Head (BBC)	1.02.6
1979-	G. Orbell (IGS)	D. Waterworth (BSHS)	G. Beikoff (BSHS)	C. Comish (CEGS)	M. Gordon (TSS)	1.03.16
1980-	S.J. MoffaH (BBC)	F.H. Van der Zant (BSHS)	A.M. MacLachlin (TSS)	L.W. Leech (IGS)	A. Sambrook (BGS)	1.02.52
1981-	M.A. Packman (BSHS)	A.M. McLachlan (TSS)	J.W. Ardon (IGS)	G. Trotman (NC)	M.A. Xavier (BGS)	59.02
1982-	S. Clark (BSHS)	S. Lambled (BGS)	A. MacLachlan (TSS)	B. Mulvihill (GT)	S. Lisle (TGS)	58.77
1983-	J.S. Sieben (BSHS)	R.J. McDonald (GT)	B.J. Kane (TSS)	G.S. Jones (BGS)	R.W. Hammond (TGS)	56.24

100 Metre Butterfly: Open (Continued)

1984-	R.A. Cameron (BBC)	A.B. Tennant (BSHS)	G.J. Heppie (TGS)	P.J. Cobbin (IGS)	L.J. Crisp (TSS)	1.00.78
1985-	D.J. Ammstron (BSHS)	R.A. Cameron (BBC)	X.F. Clarke (GT)	M.J. Mooney (IGS)	A.J. Kurth (BGS)	58.71
1986-	X.F. Cairke (GT)	P.W. Burton (BSHS)	J.C. Stevens (BBC)	M.G. Harrison (TGS)	B.A. Conaghan (NC)	58.89
1987-	C.A. Logan (BSHS)	A.B.J. Scriven (BGS)	M.T. Lee (ACGS)	J.W. Fredericks (GT)	R.J.S. Bryce (BBC)	1.00.45
1988-	A.J. Baildon (TSS)	D.J. Helgeson (BGS)	J.W. Fredericks (GT)	D.A. Richardson (ACGS)	M. Gallen (NC)	56.20
1989-	J.C. Cooper (BSHS)	D.J. Helgeson (BGS)	M.K. Fredericks (GT)	A.J. Weston (ACGS)	N.M. Kerr (NC)	56.91
1990-	J.C. Cooper (BSHS)	C.C. Hackett (TSS)	C.B. Wright (NC)	J.D. O'Neill (BGS)	C.J. Mcinerney (GT)	57.11
1991-	C.C. Hackett (TSS)	R.K. Lyndon (GT)	D.R. Bitmead (IGS)	T. Clayton (BBC)	C.J. Meadmore (BGS)	58.83
1992-	J.C. McAllister (ACGS)	B.C. Hiddlestone (BBC)	C. Swainson (BSHS)	D.J. Clifford (GT)	S. Nash (NC)	59.31
1993-	B.O. Nothling (BGS)	D.A. Dunworth (GT)	S.M. Nash (NC)	P.F. O'Rourke (TSS)	J.D. Griffiths (ACGS)	58.49
1994-	B.O. Nothling (BGS)	G.P. Kleinhans (NC)	M.J. Gordon (GT)	N.J. Marshall (ACGS)	C. Bradshaw (TGS)	57.77
1995-	J.R. English (BBC)	A.J. Over (ACGS)	S.M. Nothling (BGS)	J.M. Winter (GT)	D.G. Smith (NC)	56.72
1996-	J.M. Winter (GT)	P.D. Michael (NC)	F. Hutchison (BGS)	S.K.C.Y. Liew (ACGS)	R. Cadd (IGS)	58.42
1997-	S.C. Kennedy (NC)	P. Brosgarth (GT)	G. Heidke (TGS)	T. Harris (IGS)	J. Wheeler (ACGS)	57.27
1998-	J.V. Santacaterina (NC)	R. Brosgarth (GT)	G. Heidke (TGS)	A.R. Rouse (BBC)	A. Wah-Judi (TSS)	58.93
1999-	H. Leung (ACGS)	G. Heidke (TGS)	M.E. Smith (NC)	S. Stewart (BGS)	P.A. Bures (GT)	57.96
2000-	M.E. Smith (NC)	P.A. Bures (GT)	M. Riley (BGS)	A. Turner (TGS)	M. Szkudlarski (IGS)	57.86
2001-	D.J. Campbell (NC)	S.B. Thomas (BBC)	J. Bird (TSS)	P. Alyuz (BSHS)	R. Beynon (IGS)	58.16
2002-	J. Bird (TSS)	S.B. Thomas (BBC)	M. Lowry (BGS)	C.R. Hillan (NC)	B.B. Smith (GT)	56.50
2003-	L. Brodie (NC)	J. Turnham (IGS)	L.J. Wardley (TSS)	B.B. Smith (GT)	A. Dickey (TGS)	57.65
2004-	M. Rock (TSS)	K.M. Richardson (NC)	M. Black (IGS)	T.M. Dunworth (GT)	R.A. Hayes (BBC)	56.73
2005-	M. Rock (TSS)	J. Hoek (IGS)	M.J. Carroll (GT)	N.S. Geva (ACGS)	M. Walter (BSHS)	56.61
2006-	A. Brown (TSS)	J. Hoek (IGS)	B.J. Donaldson (NC)	T.M. McKendry (BGS)	J.C. Houghton (ACGS)	57.82
2007-	S.H. Moore (BGS)	J. Doolan (TSS)	E.M. Barry (GT)	H. Samuela (BSHS)	K.R. Hindmarsh (NC)	57.83
2008-	J. Doolan (TSS)	L.G. Stattery (IGS)	B.J. Wallington (NC)	D.B. Palmer-Given (BGS)	N.J. Rider (GT)	56.84
2009-	C. Fedrick (IGS)	E. J. McKendry (BGS)	R. Pavoni (TSS)	L. Nattman (BSHS)	W. T. McGahan (GT)	57.29
2010-	C. Fedrick (IGS)	A. Cois (BGS)	B. Wilmott (NC)	A. S. Prasad (BSHS)	B. King (TSS)	55.62@
2011-	H.J. Pullar (BGS)	Z.J. Whenuaroa (NC)	D.S. Timbs (TGS)	L.W. Percy (TSS)	A.S. Prasad (BSHS)	57.34
2012-	A.F. Press (TSS)	Z.J. Whenuaroa (NC)	D.S. Timbs (TGS)	J. Mills (BBC)	M. Pendall (ACGS)	57.77
2013-	B.L. Ashby (TSS)	M. Kwong (NC)	M.J. Sweeney (TGS)	S.G. Kawale (IGS)	L. Neill (GT)	57.86

200 Metre Freestyle: Under 13

Date	First	Second	Third	Fourth	Fifth	Time
1971-	R. McCowan (CEGS)	B. Bendeich (BGS)	M. Crouch (GT)	S. Crocker (BBC)	J. Cameron (BSHS)	2.23.6
1972-	R. Bendeich (BGS)	A. Van de Velde (GT)	S. Harris (BSHS)	P.J. McLeod (BBC)	M. C. Patterson (CEGS)	2.20.5
1973-	G. Bendeich (BGS)	R. Morrison (GT)	C. Charles (CEGS)	P. Stock (BSHS)	B.R. Langlands (IGS)	2.22.5
1974-	R. Morrison (GT)	G. Byram (CEGS)	C. Wylie (BGS)	I. Van Haeringen (BSHS)	R. Brandon (BBC)	2.25.4
1975-	R. Morrison (GT)	J. Hooper (BSHS)	S. Moffatt (BBC)	M. Hoey (BGS)	D. Pullinger (TSS)	2.19.3
1976-	L. Hogg (BSHS)	A. Sambrook (BGS)	S.J. Moffatt (BBC)	S.L. Muir (TSS)	D.W. Parsons (IGS)	2.17.1
1977-	L.C. Muir (TSS)	J.W. Ardon (IGS)	R.D. Victor (TGS)	M. Xavier (BGS)	R. Sydes (GT)	2.17.6
1978-	R. Cope (BGS)	C.L. Miller (BSHS)	S.J. Burton (TSS)	S.P. Gray (NC)	L.Q. Doorackers (IGS)	2.19.6
1979-	H. Steel (BSHS)	B. Kane (TSS)	G. Trenerry (TGS)	A. Smith (BGS)	W. Mortensen (GT)	2.16.74
1980-	A. Scott (TSS)	D. Booth (BSHS)	M.W. Blackwell (CEGS)	R. Swinton (BGS)	G. Hepple (TGS)	2.25.67
1981-	J.M. Brennan (BBC)	S.C. Moore (CEGS)	A.C. Scott (TSS)	X.F. Clarke (GT)	S.N. Ponton (IGS)	2.14.94
1982-	J. Ives-Plunkett (BSHS)	J. Plumber (IGS)	S. Gane (BGS)	J. Fredericks (GT)	L. Haywood (NC)	2.10.85
1983-	C.A. Logan (BSHS)	J.W. Fredericks (GT)	M.T. Lee (CEGS)	D.J. Watts (TGS)	M. Boevink (NC)	2.07.18
1984-	T. Cronshaw (BGS)	A. Egorov (BSHS)	D.J. MacLean (BBC)	A.J. Baildon (TSS)	C.R. Ford (TGS)	2.11.39
1985-	J.C. Cooper (BSHS)	J.A. McKeering (NC)	J.C. Seymour (ACGS)	C.P. Watson (IGS)	A.L.J. Cross (BGS)	2.13.68
1986-	K.J. Perkins (BBC)	C.R. Patterson (BSHS)	M.J. Buhal (NC)	C.J. Mcinerny (GT)	A.W. Nichol (ACGS)	2.14.23
1987-	K.D. Eldridge (BSHS)	R.K. Lyndon (GT)	M.J. Keamey (NC)	T.D. Waggett (BGS)	A. Mowbray (TSS)	2.11.40
1988-	M. Logan (BGS)	M.J. Stewart (GT)	B.F. Martin (ACGS)	S.K. Ch'ng (BSHS)	B.C. Hiddlestone (BBC)	2.19.32
1989-	S.M. Logan (BSHS)	A.H. Flasks (ACGS)	P.J. Tuton (GT)	J.A. Baranoff (BGS)	P.F. O'Rourke (TSS)	2.12.65
1990-	D.J. Boxall (BSHS)	M.J. Gordon (GT)	N.J. Marshall (ACGS)	A.E. Detrick (BBC)	A.M. Herring (IGS)	2.14.01
1991-	C.R. Thomas (BGS)	L.M. Richmond (ACGS)	T.V.D. Walker (TSS)	G.M. Steggall (GT)	M.J. Roland (NC)	2.16.46
1992-	S. Kennedy (NC)	A.P. Challen (BGS)	S.K.C.Y. Liew (ACGS)	T. Sheehan (BSHS)	M.G. Sara (BBC)	2.04.56
1993-	P. R. Court (NC)	T. Harris (IGS)	D.J. Over (ACGS)	M.A. English (BBC)	D.J.D. Thomson (BGS)	2.18.76
1994-	W.B. Guthrie (GT)	R.W. Coote (NC)	M.Q.G. Bell (BGS)	A.T. Yates (TSS)	K.T.M. Playford (BBC)	2.04.49 @
1995-	M.E. Smith (NC)	B.J. Norris (ACGS)	G.R. Davies (BBC)	M.R. Macann (GT)	N. Gourgaud (IGS)	2.11.34
1996-	M.R. Bowd (NC)	W. Britton (BGS)	M.J. English (BBC)	S.W. Eckstein (TSS)	B.C. Scoble (GT)	2.15.02
1997-	E. Hinschen (IGS)	R.G. Barker (NC)	L. Stanton (BGS)	R.J. Atkinson (TSS)	M.X. Callanan (GT)	2.15.83
1998-	A.J. Hutchinson (NC)	T.L. Cunningham (TSS)	N.R. Sprenger (GT)	T. Beadle (BGS)	S. Metyard (IGS)	2.10.87
1999-	L.H.M. Lyons (BBC)	G.S. Sparrow (TSS)	D. Johnston (BSHS)	A. Thompison (IGS)	A. Dickey (TGS)	2.13.02
2000-	S. James (BGS)	R.P. Freney (NC)	D. Linde (IGS)	B.L. Wheldon (ACGS)	R.I. Russell (GT)	2.13.46
2001-	D. Linde (IGS)	S.M. Sprenger (GT)	E. Hannant (TSS)	B.F. Hutchinson (NC)	S. Clyde (TGS)	2.07.12
2002-	J.A. Amberger (NC)	M. Newmann (IGS)	T. McKendry (BGS)	A. Turnbull (GT)	J.C. Houghton (ACGS)	2.11.54
2003-	S. Moore (BGS)	E.M. Barry (GT)	J. Kibby (IGS)	M.L. Wilson (NC)	J. Taylor (BSHS)	2.12.26
2004-	T.L. James (BBC)	J. Bailey (TSS)	R.R. Ryan (NC)	J.S. Houghton (ACGS)	D. Young (BGS)	2.12.02
2005-	N. McKendry (BGS)	A.J. Hughes (NC)	D.R. Powell (ACGS)	G.P. O'Brien (GT)	J. Britton (IGS)	2.13.94
2006-	H.B. Taylor (ACGS)	T.G. Sprenger (GT)	A. Digby (TSS)	A.J. Mills (BBC)	Z.A. Taylor (NC)	2.07.70
2007-	A. Digby (TSS)	L.A. McLean (ACGS)	J.M. Gilliland (NC)	A.B. Gibson (BBC)	H. Strathdee (IGS)	2.06.32
2008-	J.T. Pye (IGS)	J.A. McLoughlin (NC)	L.Percy (TSS)	D.L. Matthews (BSHS)	J.P. Pugh (BGS)	2.12.65
2009 -	C. F. Fasala (IGS)	K. G. Archangeli (BGS)	B. A. Ashcroft (BSHS)	P. Pavlides (BBC)	M. P. Jones (NC)	2.09.90
2010-	B. Lawson (TSS)	J. T. Seawright (GT)	C.R. Lewis (NC)	T.C. Rull (BSHS)	J.P. McFerran (IGS)	2.11.26
2011-	B.J. Oates (TGS)	B.N. McCarthy (NC)	O.J. Pye (IGS)	H.W. Stubbs (ACGS)	M.S. Stratham (TSS)	2.10.22
2012-	E. Mitchell (BBC)	C.R. McFaul (BSHS)	B.J. Poon (TGS)	J.D. Brazier (NC)	M. Petersen (BGS)	2:09.86
2013-	L. Gough (BSHS)	T.J. Wilson (TGS)	B. Wang (BGS)	W. Ellis (NC)	W. Harris (ACGS)	2:08.52

200 Metre Freestyle: Under 14

Date	First	Second	Third	Fourth	Fifth	Time
1964-	D.M. Rylance (BBC)	C.B. Stitz (IGS)	A.J. Holland (CEGS)	A. Woolard (BSHS)	M.D. Mowen (NC)	2.30.8
1965-	G.J. Brough (TSS)	G. Reid (BGS)	G. Feuerrigal (BSHS)	K.J. Sanderson (CEGS)	J.A. Quinn (GT)	2.23.8
1968-	S. Smith (BSHS)	G.R. Langdon (BBC)	P.F. Raward (TSS)	W.D. Gardiner (IGS)	G.J. Sanders (TGS)	2.23.4
1969-	S. Smith (BSHS)	N. Manin (BGS)	R. Devlin (GT)	D. Unwin (CEGS)	R. Reaburn (TSS)	2.17.3
1970-	G. Leather (BGS)	L. Miller (BSHS)	B. Fitzwalter (GT)	D. Speight (TGS)	R. Mowen (NC)	2.23.1
1971-	M. Tonelli (GT)	S. Holland (CEGS)	A.M. Reaburn (TSS)	P. Monroe (BSHS)	R.M. McGregor (BGS)	2.13.7
1972-	R.H. McCowan (CEGS)	A. Wilson (BGS)	R. Jones (GT)	S.J. Crocker (BBC)	J. Cameron (BSHS)	2.16.7
1973-	R. Thams (BGS)	B. Donovan (CEGS)	M. Crouch (GT)	S. Harris (BSHS)	P.J. McLeod (BBC)	2.13.3
1974-	G. Bendeich (BGS)	M. Spurrier (IGS)	P. Stock (BSHS)	C. Johnson (GT)	J. Butler (CEGS)	2.18.0
1975-	W. Greenhalgh (TSS)	T. McCawley (GT)	J. McNamara (BSHS)	C. Charles (CEGS)	C. Wylie (BGS)	2.13.0
1976-	J. Hooper (BSHS)	G.R. Seawnght (TGS)	R. Morrison (GT)	I. Simpson (BGS)	D.W. Pullinger (TSS)	2.14.1
1977-	L.P. Hogg (BSHS)	A. Sambrook (BGS)	S.L. Muir (TSS)	L.W.S. Leech (IGS)	N. O'Hare (GT)	2.14.2
1978-	D.S. Frail (TSS)	S.J. Major (BSHS)	D.S. Verrenkamp (IGS)	T. Dobson (GT)	R.D. Victor (TGS)	2.17.7
1979-	S. Clark (BSHS)	R. Cope (BGS)	A. Dietz (TSS)	J. Hamilton (NC)	B. Mulvihill (GT)	2.09.32
1980-	H.W. Steel (BSHS)	G.D. Trenerry (TGS)	D.J. Mills (TSS)	T. Smith (BGS)	A.G. Woods (BBC)	2.16.33
1981-	G. Goodall (BSHS)	S. O'Driscoll (NC)	R.B. Swinton (BGS)	M.A. Freeman (CEGS)	R.J. Leighton (TSS)	2.11.55
1982-	J. Brennan (BBC)	C. Forster (BSHS)	S. Moore (CEGS)	X. Clarke (GT)	S. Ponton (IGS)	2.09.37
1983-	J.S. Ives-Plunkett (BSHS)	J.R. Plummer (IGS)	S.R. Gane (BGS)	A.M. O'Donoghue (GT)	J.R. Reeve (CEGS)	2.04.38

200 Metre Freestyle: Under 14 (Continued)

1984-	C.A. Logan (BSHS)	M.T. Lee (CEGS)	J.G. Plummer (IGS)	P.L. Quinn (GT)	A.B.J. Scriver (BGS)	2:02.44
1985-	T. Cronshaw (BGS)	W.W. Friese (IGS)	D.J. Maclean (BBC)	M.J. Gallen (NC)	D.R. Bodman (GT)	2:08.87
1986-	J. C. Cooper (BSHS)	E.J. Nunn (IGS)	J.A. McKeering (NC)	J.C. Seymour (ACGS)	A.L.J. Cross (BGS)	2:08.22
1987-	K.J. Perkins (BBC)	C.R. Patterson (BSHS)	M.J. Buhaj (NC)	D.J.G. Little (BGS)	C.J. McInerney (GT)	2:10.92
1988-	R.K. Lyndon (GT)	K.D. Eldndge (ACGS)	A.J. Mowbray (TSS)	J.R. Forster (BSHS)	M. Keamey (NC)	2:06.20
1989-	B.C. Hiddlestone (BBC)	M.J. Stewart (GT)	A.C. McAllister (ACGS)	M. Logan (BGS)	N. Harrold (IGS)	2:08.72
1990-	B.O. Nothling (BGS)	P.J. Gibson (GT)	A.H. Flaskas (ACGS)	R.M. Collie (BSHS)	D.J. Norns (NC)	2:09.73
1991-	K.A. Lacin (BGS)	J.D. Padis (BSHS)	B.J. Dittmar (NC)	M.J. Gordon (GT)	N.J. Marshall (ACGS)	2:11.72
1992-	M. Roland (NC)	K.A. Lacin (BGS)	L.M. Richmond (ACGS)	T.V.D. Walker (TSS)	G.M. Steggall (GT)	2:02.01
1993-	S.C. Kennedy (NC)	N.B. Baird (BSHS)	M.G. Sara (BBC)	M.D. Thomas (TSS)	S.K.C.Y. Liew (ACGS)	2:01.51 @
1994-	P.R. Court (NC)	J. Wheeler (ACGS)	D.C. Berndt (BGS)	T. Harris (IGS)	A. Flores (TGS)	2:10.41
1995-	W.B. Guthrie (GT)	S.T. Talbot-Cameron (NC)	A.T. Yates (TSS)	M.Q.G. Bell (BGS)	D.J. Taylor (ACGS)	2:02.25
1996-	M.E. Smith (NC)	G.R. Davies (BBC)	M.R. Macann (GT)	G.T. Scarce (TSS)	B.J. Norris (ACGS)	2:07.31
1997-	L.C. McBean (TSS)	M.R. Bowd (NC)	D. Muller (BBC)	W. Briton (BGS)	D. Patterson (IGS)	2:04.78
1998-	E. Hinschen (IGS)	I. Goh (TSS)	R.G. Barker (NC)	L. Stanton (BGS)	C.T. Gamaut (GT)	2:07.30
1999-	A.J. Hutchinson (NC)	N.R. Sprenger (GT)	T.A. Cunningham (TSS)	T. Beadle (BGS)	R.S. O'Neil (ACGS)	2:03.19
2000-	D. Johnston (BSHS)	C. Partridge (TSS)	A. Thompson (IGS)	L.M.H. Lyons (BBC)	S.A. Clarke (NC)	2:02.16
2001-	S. James (BGS)	J. Chandler (IGS)	R.P. Freney (NC)	A.P. Dillon (GT)	H. Moncrieff (TSS)	2:05.10
2002-	D. Linde (IGS)	E. Hannant (TSS)	S.M. Sprenger (GT)	A.R. Carlton (BBC)	B.F. Hutchinson (NC)	2:02.24
2003-	W.H. Han (TSS)	J.A. Amberger (NC)	M. Newman (IGS)	C.B. Massie (ACGS)	T. McKendry (BGS)	2:05.25
2004-	H. Samuela (BSHS)	C.H. Morrison (ACGS)	E.M. Barry (GT)	J. Moorfoot (TSS)	D.R. Price (NC)	2:04.04
2005-	B.J. Walkington (NC)	J. Bailey (TSS)	T.L. James (BBC)	H.W. Simmonds (ACGS)	D. Young (BGS)	2:03.47
2006-	E.J. McKendry (BGS)	H. Perkins (TSS)	G.P. O'Brien (GT)	D.R. Powell (ACGS)	A.J. Hughes (NC)	2:07.04
2007-	M. Larkin (BGS)	H.B. Taylor (ACGS)	T.G. Sprenger (GT)	A.J. Mills (BBC)	Z.A. Taylor (NC)	2:03.34
2008-	A. Digby (TSS)	H.W. Strathdee (IGS)	J. Pullar (ACGS)	K.J. Donaldson (NC)	L.A. Walker (BGS)	2:07.15
2009 -	J. T. Pye (IGS)	A. T. Pace (BBC)	H.A. McLoughlin (NC)	J. Van Nieuwburg (TSS)	D. L. Matthews (BSHS)	2:06.42
2010 -	C.F. Fasala (IGS)	S.B. Horton (TSS)	D.V. Oliver (NC)	P.J. Soalheira (ACGS)	R.J. Parker (BSHS)	2:04.20
2011-	J.T. Seawright (GT)	T.C. Rull (BSHS)	J.R. Neilsen (TSS)	J.P. McFerran (IGS)	M.A. Carleton (ACGS)	2:06.05
2012-	B.J. Oates (TGS)	J. Taylor (ACGS)	J.T. Scully (IGS)	M.S. Statham (TSS)	B.I. Jason (NC)	2:02.72
2013-	E.R. Mitchell (BBC)	J. Lello (BSHS)	C. Usher (TSS)	S.J. Dobbie (TGS)	J. Herbert (NC)	2:03.31

200 Metre Freestyle: Under 15

Date	First	Second	Third	Fourth	Fifth	Time
1964-	B.R. Chambers (NC)	C. McLaughlin (BSHS)	B. McMahon (GT)	D.J. Marriott (CEGS)	B.J. Mecklem (BGS)	2:19.9
1965-	D.M. Rylance (BBC)	A.J. Holiand (CEGS)	M.C. Beatty (NC)	S. Beaver (BGS)	A. Woolard (BSHS)	2:21.2
1968-	B. McGregor (TGS)	A. Shean (GT)	T. Hoskin (BBC)	C.J. Brookes (CEGS)	B. Carothers (BSHS)	2:16.8
1969-	B. Cooper (BSHS)	G.R. Langdon (BBC)	R. Arundell (BGS)	P. Raward (TSS)	R. Rayner (GT)	2:11.7
1970-	J. Ven Opendenbosch (GT)	S. Smith (BSHS)	N. Madin (BGS)	D. Unwin (CEGS)	P. Lalor (NC)	2:07.7
1971 -	G. Frost (BSHS)	D.J. Unwin (CEGS)	G.J. Leather (BGS)	C. Jones (GT)	D. Speight (TGS)	2:14.8
1972-	M. Tonelli (GT)	S.R. Holland (CEGS)	P. Monroe (BSHS)	A.M. Reabum (TSS)	R. McGregor (BGS)	2:09.8
1973-	R. Jones (GT)	R. Beneich (BGS)	R. McCowan (CEGS)	M. Steel (BSHS)	S.J. Crocker (BBC)	2:12.4
1974-	R. Beneich (BGS)	B. Donovan (CEGS)	M. Crouch (GT)	S. Harris (BSHS)	C. Farr (TGS)	2:11.1
1975-	D. Atkins (BSHS)	G. Beneich (BGS)	C. Seawright (TGS)	A.G. Thompson (BBC)	G. Byram (CEGS)	2:11.3
1976-	W. Greenhalgh (TSS)	T. McCawley (GT)	G.A. Byram (CEGS)	M. Malley (BSHS)	P. Beardmore (BGS)	2:08.00
1977-	J.M. Hooper (BSHS)	G.R. Seawright (TGS)	R. Morrison (GT)	D.W. Pullinger (TSS)	M. Hoey (BGS)	2:11.5
1978-	F.H. Van der Zant (BSHS)	A. Sambrook (BGS)	L.C. Muir (TSS)	T. Karydis (TGS)	M. Dann (GT)	2:09.6
1979-	D.S. Frail (TSS)	T. Dobson (GT)	G. Trotman (NC)	B. Nagel (BSHS)	A. Lee (CEGS)	2:11.23
1980-	S.E. Clark (BSHS)	A.D. Dietz (TSS)	S. Chapman (BGS)	B. Mulvihill (GT)	B.D. Summerville (NC)	2:04.88
1981 -	J.L. Lemberg (BSHS)	G.D. Trenery (TGS)	A.J. Smith (BGS)	A.G. Woods (BBC)	D.J. Mills (TSS)	2:04.87
1982-	T. Halliday (BSHS)	L. Crisp (TSS)	G. Hepple (TGS)	B. McDonald (IGS)	S. Driscoll (NC)	2:00.80
1983-	J.M. Brennan	C.A. Forster (BSHS)	S.N. Ponton (IGS)	K.N. Van As (CEGS)	S. Gillespie (NC)	2:01.27
1984-	J. R. Plummer (IGS)	S.R. Gane (BGS)	P.W. Burton (BSHS)	A.M. O'Donoghue (GT)	G.J. Davies (CEGS)	2:03.81
1985-	C.A. Logan (BSHS)	P.L. Quinn (GT)	M.T. Lee (ACGS)	J.M. Fenner (BGS)	R.J. Godbolt (IGS)	2:00.57
1986-	T. Cronshaw (BGS)	M.J. Gallen (NC)	M.J. Frendencks (GT)	W.W. Friese (IGS)	F.H. Bently (BBC)	2:05.07
1987-	J.C. Cooper (BSHS)	J.A. McKeennng (NC)	E.J. Nunn (IGS)	A.L.J. Cross (BGS)	W.D. Fredericks (GT)	2:03.80
1988-	C.C. Hackeh (TSS)	K.J. Perkins (BBC)	S.E. Lewis (BSHS)	M.J. Buhaj (GT)	D.J.G. Little (BGS)	2:03.21
1989-	A.R. Vary (BSHS)	R.K. Lyndon (GT)	K.D. Eldridge (ACGS)	M.S. Cruickshank (BGS)	M.J. Kearney (NC)	2:00.02
1990-	B.C. Hiddlestone (BBC)	M.J. Stewart (GT)	J.C. McAllister (ACGS)	M. Logan (BGS)	A.A. Jordan (BSHS)	2:01.23
1991-	P.J. Gibson (GT)	R.O. Nothling (BGS)	A.H. Flaskas (ACGS)	R.M. Collie (BSHS)	T.R. Neylan (NC)	2:05.61
1992-	T.A.L. Nicholson (ACGS)	D. Boxall (BSHS)	D. Stiller (NC)	C.R. Mowbray (TSS)	K.J. Hanna (IGS)	1:59.59
1993-	R.A. Powells (BSHS)	L.M. Richmond (ACGS)	M.J. Roland (NC)	S.A. Cleghorn (BBC)	T.V.D. Walker (TSS)	2:00.85
1994-	S.C. Kennedy (NC)	N.B. Baird (BSHS)	M.G. Sara (BBC)	M.D. Thomas (TSS)	A.R. Challen (BGS)	1:59.56
1995-	R.D. Brosgarth (NC)	J. Wheeler (ACGS)	D.C. Berndt (BGS)	R.S. Brough (GT)	R.A. Clarke (BBC)	2:01.66
1996-	W.B. Guthrie (GT)	D.M. Bush (NC)	M. Bell (BGS)	P.F. McCallum (TSS)	K.T.M. Playford (BBC)	2:01.00
1997-	S.A. Bright (NC)	G. Davies (BBC)	M. Riley (BGS)	M.R. Macann (GT)	N. Gourgaud (IGS)	2:01.12
1998-	L.C. McBean (TSS)	R.P.S. McDonald (NC)	D.C. Muller (BBC)	W. Briton (BGS)	C. Mackay (ACGS)	1:59.89
1999-	E. Hinschen (IGS)	I. Goh (TSS)	B. Capell (BSHS)	L. Stanton (BGS)	R.G. Barker (NC)	2:05.71
2000-	N.R. Sprenger (GT)	A.J. Hutchinson (NC)	T. Cunningham (TSS)	M. Lowrey (BGS)	C.M. Perkins (BBC)	1:57.47
2001-	L. Brodie (NC)	D. Johnston (BSHS)	D.S.C. Cramb (BBC)	A. Thompson (IGS)	G. Sparrow (TSS)	2:01.76
2002-	S. James (BGS)	J. Chandler (IGS)	A.P. Dillon (GT)	J.H. Juhasz (ACGS)	H. Moncrieff (TSS)	2:01.22
2003-	D. Linde (IGS)	E.E. Hannant (TSS)	B.F. Hutchinson (NC)	M. Dewhurst (BGS)	S.M. Sprenger (GT)	1:58.68
2004-	D.J. van Velden (BBC)	B.J. Donaldson (NC)	T. McKendry (BGS)	S. Davies (TSS)	J.C. Houghton (ACGS)	1:57.22 @
2005-	J. Moorfoot (TSS)	E.M. Barry (GT)	N. Johnson (NC)	H. Samuela (BSHS)	M.J. Allen (BBC)	2:00.01
2006-	T.J. James (BBC)	J. Bailey (TSS)	B.J. Walkington (NC)	H.W. Simmonds (ACGS)	N.J. Rider (GT)	2:00.19
2007-	G.P. O'Brien (GT)	E.J. McKendry (BGS)	D.R. Powell (ACGS)	H. Perkins (TSS)	C.W. Gray (NC)	2:00.59
2008-	H.B. Taylor (BSHS)	Z. Dalby (ACGS)	Z.A. Taylor (BSHS)	C.M. Raven (IGS)	B. King (TSS)	2:01.83
2009 -	Z. Featherstone (TSS)	R. Eugster (NC)	H. J. Pullar (BGS)	O. J. Breakwell (BSHS)	H. W. Strathdee (IGS)	1:58.98
2010 -	J.A. McLoughlin (NC)	D. L. Matthews (BSHS)	B. M. Willoughby (TSS)	D. S. Timbs (TGS)	M. E. Pendall (ACGS)	2:03.45
2011-	C.F. Fasala (IGS)	S.B. Horton (TSS)	D.V. Oliver (NC)	P.C. Mills (BBC)	G.D. Windsor (GT)	2:00.18
2012-	J.P. McFerran (IGS)	T.C. Rull (BSHS)	J. Seawright (GT)	C.R. Lewis (NC)	M. Carleton (ACGS)	2:01.40
2013-	B.J. Oates (TGS)	L. Townsend (GT)	J. Taylor (ACGS)	B. Jason (NC)	J.T. Scully (IGS)	2:00.73

200 Metre Freestyle: Under 16

Date	First	Second	Third	Fourth	Fifth	Time
1937-	J. Stuart (TGS)	J. Petemman (IGS)	J. Hall (CEGS)	L. Hoey (BBC)	D. Arnold (BGS)	2:54 1/5
1939-	R.A. McGregor (CEGS)	T. McGrath (NC)	R.J. Grant (GT)	I. Hinwood (BBC)	G.J. Stuart (TGS)	2:49
1940-	A. Davidson (CEGS)	I.A. Hinwood (BBC)	G.M. D'Arcy (GT)	S.R. Leggo (BGS)	I. Smith (BSHS)	2:49 1/5
1941-	R. Mactaggart (CEGS)	J.K. Abbott (BGS)	E. Ouilty (GT)	D. Hodges (NC)	S.G. Dnver (TGS)	2:40
1943-	I. Wright (CEGS)	W. Hinder (CEGS)	A. Hunter (BSHS)	J.B. Hutchings (BGS)	G.W. Tweedale (BBC)	2:55 3/5
1944-	G.J. Beneich (CEGS)	I.D. Brown (BGS)	D. Clouston (TSS)	G.M. Card (TGS)	R. Johnson (BSHS)	2:43 4/5
1946-	T.W. Eady (TSS)	T. Jones (BSHS)	R. Ferner (CEGS)	F.R. Sullivan (GT)	R. Ashley (TGS)	2:42 2/5
1947-	J.R. Boast (BGS)	R.N. Gale (CEGS)	R. Hogarth (BSHS)	M. Trenney (TGS)	L.E. Wruck (GT)	2:46 3/10
1948-	K. Potts (BSHS)	M.W. Cameron (CEGS)	M. Crittenden (TSS)	T.A. Hickey (GT)	N.R. Smith (BBC)	2:42 7/10
1949-	D.O. Mason (CEGS)	K. Wacker (BGS)	R. Vorpapel (TGS)	D. Bird (BBC)	B. Deignan (NC)	2:35 4/10
1950-	H.A. Weld (GT)	D. Quinn (BSHS)	B.B. Noel (CEGS)	P. Hobler (BBC)	W. Bourne (NC)	2:31 8/10
1952-	C.J. Weld (GT)	W. Arnold (CEGS)	J. McCarthy (NC)	J. Quinn (BGS)	W.R. Raymond (TGS)	2:27
1953-	D.E. Palm (BBC)	B. Hawlins (CEGS)	N.M. Cooke (GT)	L.W. Sherlock (TSS)	R. Newman (BSHS)	2:31 7/10
1954-	R. Anderson (GT)	A. Sharpe (IGS)	T. Cichero (BGS)	J. O'Brien (NC)	R. Simmonds	2:53 2/5

200 Metre Freestyle: Under 16 (Continued)

1955-	B. Buggy (GT)	M. Barwick (NC)	M.R. Hooper (CEGS)	R. Delmodès (BBC)	A. Wali (BGS)	2.37 9/10
1956-	P. Eriksen (CEGS)	D. McCarthy (BBC)	J. Shay (NC)	A. Fingleton (GT)	P. Beal (BGS)	2.21 1/5
1957-	K. Fredericks (NC)	V.K. Huxley (TSS)	J. Dunsdon (GT)	R.C. Wippell (CEGS)	N. Potts (BGS)	2.24 4/5
1958-	E.B. Richards (GT)	N. Bomford (NC)	F. Graham (BBC)	G.H. Miller (CEGS)	A. Jordan (TSS)	2.27
1959-	J. Fingleton (GT)	F. Graham (BBC)	A. Board (CEGS)	R. Beaver (BGS)	R. Stitz (IGS)	2.19 3/5
1960-	T. McMahon (NC)	G. Mountseer (GT)	A.E.S. Board (CEGS)	C. Leagh-Murray (BGS)	R.S. Gregory (BBC)	2.19 4/5
1961-	N. Reynolds (CEGS)	J. Potts (TSS)	R. Fingleton (GT)	G. Dunne (BGS)	G. Ellwood (NC)	2.11 3/10
1962-	H. Robertson (TSS)	D. Milbum (TSS)	P.G. Mitchell (CEGS)	R. Morgan (BSHS)	J.A. Thorpe (BGS)	2.17 9/10
1963-	A. McLeod (BGS)	G. Rayner (BSHS)	P.J.D. Meares (CEGS)	A. Lough (TSS)	J.C. Dixon (IGS)	2.18
1964-	R. Birch (BSHS)	R.N. Sweetman (CEGS)	T.A. Lipscomb (NC)	G.E. Handley (BGS)	R.E. Gregory (BBC)	2.17.8
1965-	D.J. Lloyd (CEGS)	G.L. Gardiner (NC)	B.F. McMahon (GT)	C. McLaughlin (BSHS)	P.F. Maloney (TSS)	2.17.1
1968-	B. Fisher (GT)	K. Nyberg (BSHS)	K.R. McGregor (TGS)	B.J. Martin (BGS)	R.R. Frail (TSS)	2.14.5
1969-	A. Shean (CEGS)	B. McGregor (TGS)	B. Carothers (BSHS)	R. Frail (TSS)	T. Hoskin (BBC)	2.13.2
1970-	B. Cooper (BSHS)	R. Devlin (GT)	R. Graham (TSS)	R. Graham (TSS)	R. Magoffin (CEGS)	2.03.9
1971-	N.W. Martin (BGS)	S. Smith (BSHS)	R. Devlin (GT)	R. Lalor (NC)	M.F. Bolt (TSS)	2.05.2
1972-	G. Frost (BSHS)	D.J. Unwin (CEGS)	C. Webb (BGS)	C. Jones (GT)	D.J. Speight (TGS)	2.10.0
1973-	R. Jones (GT)	R. Bendeick (BGS)	R. McCowan (CEGS)	M. Steele (BSHS)	S. Crocker (BBC)	2.12.4
1974-	D. Oswin (BGS)	R. Jones (GT)	R. McCowan (CEGS)	M. Steel (BSHS)	S. Crocker (BBC)	2.06.8
1975-	S. Harris (BSHS)	R. Bendeich (BGS)	M. Van de Velde (GT)	B. Donovan (CEGS)	P. Hickey (TSS)	2.08.7
1976-	D. Atkins (BSHS)	G. Bendeich (BGS)	V.D. Prince (CEGS)	A.G. Thomson (BBC)	C. Johnson (GT)	2.09.0
1977-	T. McCawley (GT)	W. Greehalgh (TSS)	R. Beardmore (BGS)	I.A. Van Haeringen (BSHS)	R.B. Brandon (BBC)	2.07.2
1978-	G.R. Seawright (TGS)	L.R. Hogg (BSHS)	R. Morrison (GT)	M. Hoey (BGS)	S.L. Muir (TSS)	2.08.4
1979-	L. Hogg (BSHS)	A. Sambrook (BGS)	L.C. Muir (TSS)	L. Leech (IGS)	R. Duncan (NC)	2.05.54
1980-	T. Dobson (GT)	S.J. Major (BSHS)	A.G. Lee (CEGS)	J.W. Ardron (IGS)	R.D. Victor (TGS)	2.06.54
1981-	S.E. Clark (BSHS)	A.D. Dietz (TSS)	B. Mulvihill (GT)	A. Woodward (NC)	S.C. Chapman (BGS)	2.01.91
1982-	J. Lemberg (BSHS)	G. Trenerry (TGS)	A. Smith (BGS)	A. Woods (BBC)	B. Kane (TSS)	2.01.04
1983-	T.E. Halliday (BSHS)	M.C. O'Brien (GT)	L.J. Crisp (TSS)	G.J. Hepple (TGS)	B.J. MacDonald (IGS)	2.05.41
1984-	D.J. Armstrong (BSHS)	J.M. Brennan (BBC)	X.E. Clarke (GT)	A.J. Kurth (BGS)	K.N. Van As (CEGS)	1.58.53
1985-	C.R. Mellin (IGS)	A.D. Sole (GT)	A.I. Cribb (BGS)	B. Clatworthy (BSHS)	R.C. Macknisch (ACGS)	2.03.37
1986-	C.A. Logan (BSHS)	R.L. Quinn (GT)	C. Mitchell (NC)	E.D. Barry (ACGS)	R.J. Godbolt (IGS)	1.56.87
1987-	M.K. Fredericks (GT)	T. Cronshaw (BGS)	M.J. Gallen (NC)	F.H. Bently (BBC)	W.W. Friese (IGS)	2.01.67
1988-	J.C. Cooper (BSHS)	J. McKeering (NC)	D.J. Sayer (TSS)	E. Nunn (IGS)	W.D. Fredericks (GT)	1.59.60
1989-	K.J. Perkins (BBC)	T.W. Penrose (TSS)	D.J.G. Little (BGS)	S.E. Lewis (BSHS)	A.A. Clarke (IGS)	1.59.36
1990-	D.A. Sheehan (BSHS)	R.K. Lyndon (GT)	K.D. Eldridge (ACGS)	J.A. Charlesworth (NC)	D.R. Bitmead (IGS)	1.57.30
1991 -	B. Hiddlestone (BBC)	M.J. Stewart (GT)	M. Logan (BGS)	J.C. McAllister (ACGS)	A.A. Jordan (BSHS)	2.00.34
1992-	B.O. Nothling (BGS)	T. Mahony (NC)	P.J. Gibson (GT)	A.H. Flaskas (ACGS)	R. Collie (BSHS)	1.59.35
1993-	D.J. Boxall (BSHS)	N.J. Marshall (ACGS)	P.W. Stokes (BBC)	J.S. Turnbull (GT)	D.N. Faint (NC)	1.57.16
1994-	R.A. Powells (BSHS)	L.M. Richmond (ACGS)	L.M. Nothling (BGS)	M.J. Roland (NC)	G.M. Steggall (GT)	1.57.57
1995-	S.C. Kennedy (NC)	M.G. Sara (BBC)	D. Holcombe (BSHS)	D.W. Guthrie (GT)	S.R. Cox (ACGS)	1.56.16
1996-	P. Brosgarth (GT)	J.B. Santacaterina (NC)	J. Wheeler (ACGS)	A. Athanasiev (TGS)	R.A. Clarke (BBC)	1.58.02
1997-	W.B. Guthrie (GT)	R.W. Coote (NC)	M. Bell (BGS)	R.F. McCallum (TSS)	D.W. Shand (ACGS)	1.57.97
1998-	S.A. Bright (NC)	G.T. Scarce (TSS)	G.R. Davies (BBC)	R. Melloy (BGS)	S.C. Turnbull (GT)	2.00.54
1999-	L.C. McBean (TSS)	C.J. Nasato (NC)	C.T. Mackay (ACGS)	S. McElroy (BSHS)	R. Church (IGS)	1.58.88
2000-	E. Hinschen (IGS)	L. Stanton (BGS)	B. Capell (BSHS)	G.H. Clayton (NC)	M. Turnock (TSS)	2.04.29
2001-	N.R. Sprenger (GT)	A. Martin (BBC)	A.J. Hutchinson (NC)	T. Cunningham (TSS)	T. Beadle (BGS)	1.55.86 @
2002-	A. Thompson (IGS)	D. Johnston (BSHS)	L. Brodie (NC)	A.R. Dickey (TGS)	C.M. Perkins (BBC)	1.58.16
2003-	S. James (BGS)	J. Chandler (IGS)	D.C. Ritchie (TSS)	K.M. Richardson (NC)	A.P. Dillon (GT)	1.58.97
2004-	E. Hannant (TSS)	D. Linde (IGS)	C. Clarke (BSHS)	S.M. Sprenger (GT)	B.F. Hutchinson (NC)	1.56.36
2005-	D.J. Van Velden (BBC)	T. McKendry (BGS)	S. Davies (TSS)	B.J. Donaldson (NC)	B. Freese (IGS)	2.00.72
2006-	N.R. Johnston (NC)	J. Moorfoot (TSS)	E.M. Barry (GT)	A.J. Douglas (BGS)	H. Samuella (BSHS)	1.58.01
2007-	N.R. Johnston (NC)	J. Bailey (TSS)	H.W. Simmonds (ACGS)	T.J. Thomas (BBC)	N.J. Rider (GT)	1.56.89
2008-	G.P. O'Brien (GT)	E.J. McKendry (BGS)	D.Powell (ACGS)	K.Logan (IGS)	L.Thompson (TSS)	1.55.90
2009 -	H. B. Taylor (BSHS)	Z. A. Taylor (NC)	A. J. Mills (BBC)	T. Clarke (TSS)	Z. T. Dalby (ACGS)	1.58.54
2010-	A. Digby (TSS)	R. Eugster (NC)	O. J. Breakwell (BSHS)	H. J. Pullar (BGS)	J. P. Merrilees (ACGS)	2:01.14
2011-	R.C. Gerlach (ACGS)	M.J. Mincham (TSS)	J.A. McLoughlin (NC)	W.H. Lane (TGS)	J.W. Mills (BBC)	2.00.49
2012-	C.F. Fasala (IGS)	S.B. Horton (TSS)	M.H. Kwong (NC)	P. Mills (BBC)	G. Windsor (GT)	1:57.36
2013-	J.A. Parrish (TSS)	S. Young (BGS)	J. Seawright (GT)	C. Lewis (NC)	M. Carleton (ACGS)	1:57.94

200 Metre Freestyle: Open (New Event, 1978)

Date	First	Second	Third	Fourth	Fifth	Time
1978-	D.J. Atkins (BSHS)	G.K. Orbell (IGS)	T. McCawley (GT)	G.A. Byram (CEGS)	R. Beardmore (BGS)	2.05.00
1979-	R. Nagel (BSHS)	G. Orbell (IGS)	M. Green (GT)	S. Muir (TSS)	R. Milroy (BGS)	2.04.50
1980-	L.R. Hogg (BSHS)	A. Sambrook (BGS)	R. Duncan (NC)	L.W. Leech (IGS)	S.G. Watson (TSS)	2.03.88
1981-	A.M. Wilson (BSHS)	T.H. Dodson (GT)	C.G. Chapman (BGS)	R.D. Victor (TGS)	J.W. Ardron (IGS)	2.03.29
1982-	S. Clark (BSHS)	A. MacLachlan (TSS)	T.H. Dodson (GT)	S. Chapman (BGS)	A. Woodward (NC)	2.02.04
1983-	J.W. Lemberg (BSHS)	A.G. Woods (BBC)	A.J. Smith (BGS)	R.W. Zinn (IGS)	M.C. Waugh (GT)	1.58.14
1984-	M.R. Magnusson (CEGS)	R.A. Cameron (BBC)	M.C. O'Brien (GT)	L.T. Cripp (TSS)	B.R. MacDonald (IGS)	2.04.00
1985-	D.J. Armstrong (BSHS)	M.J. Mooney (IGS)	X.F. Clarke (GT)	A.J. Kurth (BGS)	C.J. Davies (ACGS)	1.57.16
1986-	X.F. Clarke (GT)	A.I. Cribb (BGS)	N.G. Magnusson (ACGS)	N. Myles-Edelsten (TSS)	G.C. McKie (BBC)	2.02.44
1987-	C.A. Logan (BSHS)	R.L. Quinn (GT)	R.J. Godbolt (IGS)	E.D. Barry (ACGS)	R.A. Stone (BBC)	1.57.61
1988-	F.H. Bently (BBC)	M.K. Fredericks (GT)	M. Gallen (NC)	D.J. Helgeson (BGS)	W.W. Friese (IGS)	2.01.62
1989-	J.C. Cooper (BSHS)	D.J. Helgeson (BGS)	M. Humphreys (BBC)	J.A. McKeering (NC)	W.D. Fredericks (GT)	1.57.68
1990-	K.J. Perkins (BBC)	T.W. Penrose (TSS)	S.E. Lewis (BSHS)	D.J. Little (BGS)	C.B. Wright (NC)	1.59.80
1991-	K. Perkins (BBC)	C.C. Hackett (TSS)	K.D. Eldridge (ACGS)	R.K. Lyndon (GT)	H.M. Collie (BSHS)	1.52.36
1992-	K. Herrod (BSHS)	M.J. Stewart (GT)	B.C. Hiddlestone (BBC)	B. McGregor (NC)	J.C. McAllister (ACGS)	1.54.93
1993-	B.O. Nothling (BGS)	M.P. Chappel (GT)	T.K. Mahony (NC)	C.M. Ballinger (BBC)	B. Dixon (TSS)	1.58.68
1994-	D.J. Boxall (BSHS)	L.F. Brown (NC)	C.R. Thomas (BGS)	P.W. Stokes (BBC)	J.S. Turnbull (GT)	1.57.58
1995-	L.M. Richmond (ACGS)	J.R. English (BBC)	C.R. Thomas (BGS)	M.J.T. Roland (NC)	G.M. Steggall (GT)	1.56.81
1996-	S.C. Kennedy (NC)	L.M. Richmond (ACGS)	M.D.S. Thomas (TSS)	M.G. Sara (GT)	J. Salomaa (TGS)	1.55.65
1997-	S.J. Kesby (NC)	R.D. Faulkner (TSS)	P. Brosgarth (GT)	R. Clarke (BBC)	G. Heidke (TGS)	1.56.40
1998-	R.D. Faulkner (TSS)	S.J. Kesby (NC)	R. Brosgarth (GT)	D. Berndt (BGS)	J. McAully (IGS)	1.55.58
1999-	S.A. Bright (NC)	G. Heidke (TGS)	M. Riley (BGS)	S.C. Turnbull (GT)	G.T. Scarce (TSS)	1.59.25
2000-	R.P. McDonald (NC)	L. McBean (TSS)	S. Morgan (BSHS)	P.A. Bures (GT)	D.C. Muller (BBC)	1.55.25
2001-	R.P.S. McDonald (NC)	S. Morgan (BSHS)	J. Bird (TSS)	T.C. Cole (GT)	C. Mackay (ACGS)	1.57.19
2002-	N.R. Sprenger (GT)	A.J. Hutchinson (NC)	T. Cunningham (TSS)	A. Martin (BBC)	S.J. Bassett (ACGS)	1.52.29 @
2003-	A.J. Hutchinson (NC)	A. Thompson (IGS)	D. Johnston (BSHS)	D. Millwain (TSS)	C.D. Sprenger (GT)	1.56.27
2004-	D. Johnston (BSHS)	D. Millwain (TSS)	L. Brodie (NC)	J. Chandler (IGS)	S. James (BGS)	1.54.39
2005-	E. Hannant (TSS)	R.J. Hilder (NC)	C. Hamer (IGS)	M.J. Weatherley (ACGS)	M. Dewhurst (BGS)	1.55.02
2006-	D.J. Van Velden (BBC)	A. Brown (TSS)	J.A. Amberger (NC)	M. Brooks (BSHS)	T.M. McKendry (BGS)	1.54.47
2007-	J. Moorfoot (TSS)	E.M. Barry (GT)	S.H. Moore (BGS)	K.M. Crawford (NC)	M. Brooks (BSHS)	1.56.04
2008-	N.R. Johnston (NC)	H. Simmonds (ACGS)	J. Bailey (TSS)	R.J. Donald (BSHS)	L.G. Slattery (IGS)	1.56.17
2009 -	T. Parris (TSS)	E. J. McKendry (BGS)	N. J. Rider (GT)	L. L. Allan (BBC)	R. J. Donald (BSHS)	1.55.22
2010-	Z.A. Taylor (NC)	A.J. Mills (BBC)	C. Fedrick (IGS)	S. D. Blakeway (ACGS)	L. G. Bailey (BGS)	2:01.53
2011-	J.P. Merrilees (ACGS)	R. Eugster (NC)	O.J. Breakwell (BSHS)	P.J. McInerney (GT)	F.H. Hope (BBC)	1.59.08
2012-	J.A. McLoughlin (NC)	M.J. Mincham (TSS)	R. Gerlach (ACGS)	W.H. Lane (TGS)	S. Pegg (BBC)	1:57.63
2013-	C. F. Fasala (IGS)	L.M. Colquhoun (TSS)	T.C. Ludlow (TGS)	P.C. Mills (BBC)	G. Windsor (GT)	1:56.81

200 Metre Medley Relay: Under 13

Date	First	Second	Third	Fourth	Fifth	Time
1974-	BGS	CEGS	GT	NC	BSHS	2.17.1
1975-	BGS	BBC	CEGS	GT	TGS	2.28.4
1976-	BSHS	BGS	GT	CEGS	BBC	2.24.6
1977-	IGS	GT	TSS	BSHS	BGS	2.22.4
1978-	BSHS	BGS	GT	IGS	NC	2.19.2
1979-	BSHS	TSS	GT	BGS	TGS	2.27.11
1980-	BSHS	CEGS	TSS	BGS	TGS	2.21.31
1981-	BSHS	BGS	BBC	GT	TGS	2.14.89
1982-	BSHS	IGS	BGS	GT	TGS	2.14.99
1983-	BSHS	TSS	CEGS	BGS	GT	2.12.71
1984-	BSHS	TSS	BGS	BBC	CEGS	2.15.81
1985-	BGS	BSHS	IGS	TSS	BBC	2.17.18
1986-	NC	BSHS	ACGS	BBC	GT	2.13.75
1987-	GT	BGS	BGS	NC	ACGS	2.12.72
1988-	ACGS	GT	BGS	NC	BBC	2.16.36
1989-	GT	BGS	ACGS	BSHS	TSS	2.10.72
1990-	GT	BSHS	ACGS	BBC	TSS	2.11.02
1991-	BGS	ACGS	TSS	GT	BSHS	2.11.50
1992-	NC	BSHS	ACGS	BGS	TSS	2.08.44
1993-	NC	BGS	BBC	ACGS	TGS	2.12.65
1994-	GT	NC	BBC	BGS	ACGS	2.11.37
1995-	ACGS	NC	BGS	GT	BSHS	2.10.14
1996-	NC	BBC	BGS	GT	ACGS	2.11.31
1997-	NC	GT	IGS	BGS	BBC	2.10.03
1998-	BBC	BGS	NC	GT	ACGS	2.09.75
1999-	BBC	IGS	TGS	NC	TSS	2.09.67
2000-	IGS	NC	BGS	GT	ACGS	2.12.05
2001-	BGS	IGS	GT	BBC	ACGS	2.08.97
2002-	IGS	NC	ACGS	BSHS	BBC	2.07.01
2003-	GT	BGS	TSS	NC	BSHS	2.10.21
2004-	TSS	IGS	NC	ACGS	BSHS	2.07.48
2005-	NC	GT	TSS	IGS	ACGS	2.09.56
2006-	IGS	ACGS	NC	TSS	BGS	2.08.36
2007-	TSS	IGS	ACGS	BSHS	NC	2.10.95
2008-	NC	IGS	TSS	BSHS	BBC	2.10.41
2009 -	BGS	NC	BSHS	IGS	TSS	2.12.36
2010-	NC	GT	BGS	BSHS	IGS	2:07.50
2011-	TGS	BGS	BSHS	IGS	ACGS	2.06.56
2012-	BSHS	ACGS	IGS	BGS	NC	2:07.04
2013-	BSHS	BGS	TGS	GT	NC	2:03.35 ®

300 Metre Freestyle Relay: Under 13

Date	First	Second	Third	Fourth	Fifth	Time
1964-	BGS	GT	NC	BBC	BSHS	3.20.1
1965-	GT	CEGS	BBC	NC	TSS	3.19.8
1968-	CEGS	GT	BGS	TSS	NC	3.17.7
1969-	GT	NC	BGS	TSS	BSHS	3.16.4
1970-	TSS	BSHS	GT	CEGS	BGS	3.12.7
1971-	BGS	CEGS	NC	GT	BSHS	3.13.8
1972-	BGS	CEGS	GT	NC	IGS	3.04.7
1973-	BGS	GT	CEGS	BSHS	IGS	3.9.9
1974-	BGS	GT	BSHS	CEGS	NC	3.13.3
1975-	BSHS	BGS	GT	NC	CEGS	3.16.0
1976-	NC	BSHS	BGS	CEGS	GT	3.12.4
1977-	BGS	GT	BSHS	CEGS	TSS	2.18.8
1978-	BSHS	BGS	GT	NC	TSS	3.11.1
1979-	BGS	GT	BSHS	CEGS	NC	3.09.12
1980-	GT	BGS	BSHS	NC	TGS	3.11.89
1981-	BSHS	BGS	CEGS	GT	TGS	3.13.34
1982-	GT	BSHS	IGS	BGS	BBC	3.10.70
1983-	GT	BGS	NC	IGS	TSS	3.11.77
1984-	BGS	GT	IGS	TSS	BSHS	3.07.91
1985-	GT	NC	BGS	BBC	ACGS	3.04.89
1986-	NC	IGS	BGS	ACGS	BBC	3.09.31
1987-	GT	BGS	BSHS	NC	ACGS	3.06.12
1988-	BGS	IGS	GT	BBC	NC	3.06.37
1989-	GT	BGS	IGS	ACGS	NC	3.07.07
1990-	ACGS	BGS	BBC	IGS	NC	3.06.51
1991-	ACGS	GT	NC	BGS	TSS	3.05.36
1992-	BGS	NC	ACGS	GT	BBC	3.03.95
1993-	NC	ACGS	BGS	TSS	BSHS	3.00.26
1994-	NC	TSS	IGS	GT	BGS	3.03.27
1995-	NC	BBC	GT	TSS	BGS	3.01.88
1996-	NC	TSS	BBC	BGS	GT	2.59.98
1997-	NC	BGS	TSS	GT	ACGS	2.58.84
1998-	NC	TSS	BGS	GT	BBC	2.59.99
1999-	BGS	NC	TSS	GT	ACGS	3.05.19
2000-	BGS	GT	NC	TSS	IGS	2.54.22
2001-	BGS	TSS	NC	IGS	BBC	2.58.58
2002-	BGS	NC	GT	ACGS	BBC	2.53.16
2003-	BGS	NC	GT	BBC	ACGS	2.53.30
2004-	NC	GT	BGS	TSS	BBC	2.56.73
2005-	BGS	NC	IGS	ACGS	BBC	2.51.68 ®
2006-	BGS	GT	BBC	NC	ACGS	2.53.94
2007-	GT	NC	ACGS	BBC	BGS	2.59.05
2008-	BBC	NC	BGS	ACGS	GT	2.58.54
2009 -	BBC	NC	GT	ACGS	IGS	2.59.99
2010-	BGS	NC	BBC	ACGS	GT	3.00.63
2011-	BSHS	GT	BGS	NC	TGS	3.05.15
2012-	BSHS	BGS	BBC	NC	GT	2:54.25
2013-	NC	BSHS	BBC	GT	TSS	2:55.57

200 Metre Medley Relay: Under 14

Date	First	Second	Third	Fourth	Fifth	Time
1974-	BGS	GT	CEGS	NC	TGS	2.14.5
1975-	BGS	CEGS	TSS	BSHS	BBC	2.19.3
1976-	BSHS	BGS	IGS	TSS	CEGS	2.20.1
1977-	BSHS	IGS	BGS	CEGS	BBC	2.14.5
1978-	BSHS	IGS	BGS	GT	CEGS	2.14.5
1979-	BSHS	TSS	BGS	GT	CEGS	2.08.72
1980-	BSHS	GT	TSS	TGS	IGS	2.12.6

200 Metre Medley Relay: Under 14 (Continued)

1981-	BSHS	BGS	GT	CEGS	TGS	2 14.62
1982-	BSHS	CEGS	GT	BGS	BBC	2.05.30
1983-	BSHS	IGS	BGS	CEGS	BBC	2.04.36
1984-	BSHS	TSS	CEGS	NC	BGS	2.05.34
1985-	BGS	GT	BBC	ACGS	BSHS	2.08.42
1986-	BSHS	BGS	IGS	BBC	TSS	2.09.06
1987-	BSHS	NC	BGS	GT	BBC	2.05.36
1988-	BGS	BSHS	GT	BBC	ACGS	2.06.69
1989-	ACGS	GT	BBC	BGS	BSHS	2.07.98
1990-	GT	BGS	ACGS	BSHS	TSS	2.00.57
1991-	BSHS	GT	ACGS	BGS	BBC	2.04.13
1992-	ACGS	BGS	BBC	TSS	GT	2.04.93
1993-	NC	BSHS	GT	BGS	BBC	2.01.73
1994-	NC	BGS	TGS	BBC	ACGS	2.04.75
1995-	GT	NC	BGS	ACGS	BBC	2.03.84
1996-	ACGS	BGS	GT	NC	IGS	2.04.16
1997-	BBC	NC	ACGS	BGS	TGS	2.06.00
1998-	IGS	TSS	GT	NC	BGS	2.02.84
1999-	BGS	BBC	NC	GT	IGS	2.04.03
2000-	BBC	NC	GT	IGS	TSS	2.02.54
2001-	NC	BGS	GT	IGS	TSS	1.59.87
2002-	BGS	BBC	GT	BSHS	IGS	2.02.65
2003-	IGS	ACGS	NC	BGS	TSS	1.59.78 @
2004-	BSHS	GT	NC	BGS	TSS	2.01.14
2005-	NC	TSS	ACGS	IGS	BGS	2.00.37
2006-	GT	NC	IGS	ACGS	TSS	2.04.21
2007-	BGS	ACGS	IGS	NC	TSS	2.02.23
2008-	TSS	IGS	ACGS	BSHS	NC	2.03.58
2009 -	IGS	NC	TSS	BGS	ACGS	2.01.66
2010-	NC	BGS	ACGS	TSS	BSHS	2:01.94
2011-	NC	ACGS	BGS	GT	TSS	2.00.08
2012-	TGS	BGS	IGS	ACGS	BSHS	1:58.64 @
2013-	BSHS	ACGS	BGS	IGS	TSS	1:59.93

300 Metre Freestyle Relay: Under 14

Date	First	Second	Third	Fourth	Fifth	Time
1947-	NC	CEGS	GT	BSHS	TSS	3.52 4/5
1948-	GT	CEGS	NC	TSS	BGS	3.37 4/5
1949-	CEGS	GT	NC	BBC	BSHS	3.36 4/5
1950-	GT	NC	CEGS	BBC	TSS	3.28 1/10
1952-	GT	BBC	CEGS	NC	TGS	3.37 8/10
1953-	GT	NC	BBC	TSS	BSHS	3.2 3/4
1954-	NC	CEGS	GT	BBC	TSS	3.23 9/10
1955-	CEGS	TSS	GT	NC	BBC	3.22 3/5
1956-	GT	CEGS	NC	TSS	BBC	3.19 4/5
1957-	GT	CEGS	NC	BGS	BBC	3.34 4/5
1958-	GT	CEGS	NC	TSS	BBC	3.19 4/5
1959-	GT	CEGS	BGS	TSS	NC	3.12 2/5
1960-	CEGS	GT	BGS	BBC	TSS	3.12 3/10
1961-	CEGS	GT	NC	BGS	TSS	3.12 9/10
1962-	CEGS	GT	BGS	NC	BBC	3.9 1/5
1963-	CEGS	GT	BGS	TSS	BSHS	No time taken
1964-	BBC	CEGS	NC	GT	TSS	3.11
1965-	GT	TSS	BGS	NC	CEGS	3.6.5
1968-	BSHS	CEGS	BGS	TSS	BBC	3.10.6
1969-	BGS	CEGS	BSHS	TSS	GT	3.00.6
1970-	GT	BGS	BSHS	TSS	NC	3.01.9
1971-	BGS	TSS	BSHS	GT	NC	3.04.3
1972-	BGS	CEGS	BBC	BSHS	GT	3.00.0
1973-	BGS	GT	CEGS	BSHS	IGS	3.9.9
1974-	BGS	BSHS	IGS	GT	NC	3.02.6
1975-	GT	BSHS	BGS	CEGS	BBC	3.00.8
1976-	GT	BSHS	NC	CEGS	TSS	3.09.5
1977-	BSHS	TSS	NC	BGS	CEGS	3.05.65
1978-	BSHS	GT	BGS	TSS	IGS	3.03.5
1979-	BSHS	BGS	GT	CEGS	TSS	2.59.66
1980-	BGS	BSHS	NC	BBC	GT	2.59.64
1981-	IGS	BSHS	GT	BGS	NC	2.57.99
1982-	IGS	BSHS	BGS	GT	BBC	2.52.77
1983-	GT	BSHS	IGS	BGS	NC	2.54.96
1984-	BGS	GT	IGS	NC	CEGS	2.54.85
1985-	BGS	GT	TSS	ACGS	BBC	2.55.09
1986-	BGS	NC	BBC	GT	ACGS	2.53.63
1987-	ACGS	NC	BBC	IGS	BGS	2.49.82
1988-	GT	BGS	BBC	NC	ACGS	2.51.69
1989-	IGS	BGS	GT	NC	ACGS	2.55.97
1990-	GT	NC	IGS	BGS	ACGS	2.50.17
1991-	ACGS	NC	BGS	BBC	TGS	2.55.27
1992-	GT	NC	ACGS	BGS	BBC	2.49.88
1993-	NC	BGS	BSHS	ACGS	GT	2.53.76
1994-	NC	BGS	GT	TSS	ACGS	2.48.61
1995-	NC	TSS	BGS	GT	IGS	2.49.33
1996-	NC	BBC	BGS	GT	ACGS	2.47.40
1997-	TSS	BGS	BBC	NC	GT	2.53.60
1998-	NC	BGS	GT	BBC	ACGS	2.47.50
1999-	NC	BBC	BGS	ACGS	TSS	2.50.96
2000-	BGS	NC	IGS	GT	TSS	2.48.98
2001-	BGS	GT	NC	BBC	IGS	2.45.34
2002-	NC	BGS	TSS	IGS	BBC	2.47.70
2003-	BGS	NC	GT	ACGS	BBC	2.47.83
2004-	BGS	GT	BBC	NC	TSS	2.46.91
2005-	NC	BGS	GT	TSS	ACGS	2.48.72
2006-	BGS	NC	ACGS	BBC	TGS	2.40.34 @
2007-	GT	BGS	NC	ACGS	IGS	2.48.78
2008-	GT	NC	TSS	BBC	ACGS	2.48.12
2009 -	NC	BBC	GT	ACGS	IGS	2.48.00
2010 -	NC	BBC	GT	TSS	BGS	2.49.73
2011-	BGS	NC	BBC	GT	BSHS	2.51.51
2012-	NC	TSS	BGS	ACGS	BSHS	2:48.52
2013-	NC	BGS	BBC	ACGS	TSS	2:45.84

200 Metre Medley Relay: Under 15

Date	First	Second	Third	Fourth	Fifth	Time
1974-	BGS	CEGS	GT	TGS	TSS	2.05.2
1975-	BGS	GT	BBC	CEGS	NC	2.10.7
1976-	BGS	BSHS	CEGS	GT	BBC	2.08.7
1977-	BGS	BSHS	GT	TGS	TSS	2.11.8
1978-	BSHS	IGS	BGS	CEGS	GT	2.06
1979-	BSHS	IGS	BBC	CEGS	GT	2.09.44
1980-	BSHS	BGS	GT	TSS	CEGS	2.04.51
1981-	BSHS	TGS	GT	TSS	BGS	2.02.56
1982-	BSHS	TSS	CEGS	BGS	TGS	2.04.51
1983-	BSHS	CEGS	GT	BGS	BBC	2.02.80
1984-	BSHS	BGS	BBC	IGS	CEGS	2.01.79
1985-	TSS	GT	ACGS	BSHS	BGS	2.02.80
1986-	GT	TSS	BSHS	BGS	BBC	2.03.22
1987-	BGS	BSHS	BBC	IGS	TSS	2.01.44
1988-	BSHS	BBC	GT	TSS	BGS	2.02.12
1989-	BSHS	GT	BGS	TSS	BBC	1.56.87
1990-	ACGS	GT	BSHS	BGS	BBC	1.59.92
1991-	GT	BGS	ACGS	BSHS	NC	1.56.21
1992-	ACGS	GT	BSHS	NC	BGS	1.58.63
1993-	BGS	NC	ACGS	BBC	BSHS	1.58.15
1994-	BSHS	NC	BGS	ACGS	GT	1.56.36
1995-	GT	NC	BGS	BBC	TGS	1.59.82
1996-	TSS	BGS	GT	NC	ACGS	1.59.57
1997-	ACGS	BGS	NC	TSS	TGS	1.57.33
1998-	BBC	ACGS	TSS	TGS	NC	1.59.86
1999-	NC	GT	TSS	IGS	ACGS	1.56.70
2000-	BGS	NC	GT	IGS	BBC	1.56.42
2001-	NC	IGS	GT	ACGS	TGS	1.56.60
2002-	NC	BGS	GT	IGS	TSS	1.57.56
2003-	BGS	TSS	GT	BSHS	IGS	1.55.60
2004-	IGS	NC	ACGS	TSS	BGS	1.54.48
2005-	GT	BGS	NC	BSHS	TSS	1.54.90
2006-	NC	TSS	ACGS	IGS	GT	1.55.40
2007-	NC	ACGS	GT	TSS	IGS	1.57.66
2008-	NC	BGS	ACGS	IGS	TSS	1.56.72
2009 -	NC	TSS	BSHS	IGS	BGS	1.55.32
2010 -	TSS	NC	IGS	ACGS	BGS	1.59.17
2011-	NC	TSS	TGS	BSHS	BGS	1.54.27®
2012-	NC	TSS	GT	BGS	IGS	1:56.70
2013-	TGS	BSHS	ACGS	BGS	TSS	1:55.18

300 Metre Freestyle Relay: Under 15

Date	First	Second	Third	Fourth	Fifth	Time
1947-	NC	TSS	GT	BGS	TGS	3.27.4
1949-	CEGS	NC	GT	BGS	BBC	3.22 7/10
1950-	CEGS	TSS	BGS	GT	TGS	3.23 6/10
1952-	CEGS	GT	BGS	BBC	NC	3.18 8/10
1953-	CEGS	GT	BBC	BGS	NC	3.21 8/10
1954-	GT	NC	CEGS	BBC	BSHS	3.7 2/5
1955-	NC	CEGS	GT	BGS	BGS	3.7 3/5
1956-	CEGS	NC	GT	BBC	BBC	3.7 9/10
1957-	GT	CEGS	TSS	BBC	NC	3.8 2/5
1958-	BGS	GT	NC	CEGS	BBC	3.7 2/5
1959-	CEGS	GT	NC	BGS	BSHS	3.0
1960-	CEGS	GT	BGS	TSS	NC	2.59
1961-	CEGS	GT	NC	BGS	TSS	2.59 5/10
1962-	BGS	CEGS	GT	TSS	IGS	3.2 2/5
1963-	CEGS	BGS	GT	BBC	TSS	3.04
1964-	NC	CEGS	GT	TSS	BGS	2.54.6
1965-	BBC	CEGS	GT	NC	TSS	3.0.4
1968-	NC	GT	BSHS	CEGS	TSS	2.57.3
1969-	BSHS	BGS	CEGS	TSS	BBC	2.57.4
1970-	BGS	BSHS	CEGS	TSS	GT	2.53.0
1971-	TSS	GT	CEGS	BGS	NC	2.56.3
1972-	CEGS	BGS	GT	BSHS	NC	2.56.0
1973-	BGS	CEGS	GT	BBC	IGS	2.48.1
1974-	BGS	GT	BSHS	CEGS	BBC	2.50.1
1975-	BGS	BSHS	CEGS	IGS	NC	2.54.5
1976-	GT	BGS	BSHS	NC	GT	2.53.9
1978-	NC	BSHS	BGS	CEGS	TSS	2.56.00
1979-	BGS	BSHS	GT	IGS	CEGS	2.51.64
1980-	BGS	BSHS	GT	NC	CEGS	2.52.23
1981-	BGS	BSHS	NC	BBC	GT	2.47.35
1982-	GT	IGS	BGS	BSHS	BBC	2.47.04
1983-	IGS	BSHS	BGS	NC	GT	2.45.23
1984-	GT	IGS	CEGS	BGS	BSHS	2.46.16
1985-	BGS	TGS	GT	ACGS	IGS	2.45.08
1986-	BGS	GT	NC	BBC	IGS	2.48.96
1987-	ACGS	NC	BGS	BBC	GT	2.44.90
1988-	ACGS	BBC	GT	NC	BGS	2.42.91
1989-	GT	ACGS	NC	BGS	BBC	2.45.07
1990-	BGS	IGS	NC	GT	ACGS	2.44.59
1991-	GT	NC	BGS	ACGS	BSHS	2.41.48
1992-	NC	ACGS	GT	BGS	TGS	2.43.57
1993-	GT	TSS	BBC	NC	BGS	2.42.94
1994-	BGS	NC	TSS	ACGS	GT	2.44.08
1995-	NC	BGS	ACGS	GT	BBC	2.40.44
1996-	BGS	NC	GT	BBC	IGS	2.41.73
1997-	NC	BBC	GT	BGS	IGS	2.41.13
1998-	NC	BBC	BGS	IGS	GT	2.40.55
1999-	BGS	NC	BBC	GT	IGS	2.39.33
2000-	GT	NC	BGS	BBC	TSS	2.44.38
2001-	BBC	BGS	NC	GT	TSS	2.38.34
2002-	BGS	NC	GT	TSS	IGS	2.40.02
2003-	NC	BGS	TSS	IGS	ACGS	2.39.66
2004-	BGS	BBC	NC	GT	IGS	2.41.68
2005-	BGS	NC	GT	IGS	BBC	2.39.22
2006-	NC	BGS	ACGS	GT	TSS	2.39.47
2007-	BGS	BBC	NC	ACGS	IGS	2.33.41®
2008-	BGS	BBC	ACGS	GT	TSS	2.45.17
2009 -	GT	BBC	BGS	NC	TSS	2.41.66
2010 -	BBC	NC	GT	BGS	TSS	2.40.93
2011-	BGS	NC	GT	TSS	BBC	2.41.32
2012-	BGS	NC	TSS	GT	BBC	2:43.04
2013-	GT	NC	ACGS	TSS	BBC	2:40.51

200 Metre Medley Relay: Under 16

Date	First	Second	Third	Fourth	Fifth	Time
1974-	BGS	CEGS	BBC	GT	IGS	2.07.1
1975-	BGS	CEGS	GT	BSHS	TSS	2.01.9
1976-	BGS	BBC	BSHS	NC	GT	2.06.4
1977-	BGS	BSHS	TSS	CEGS	GT	2.06.5
1978-	BSHS	BGS	CEGS	TGS	BBC	2.08.00
1979-	BSHS	IGS	GT	TSS	BGS	2.01.66
1980-	BSHS	BBC	IGS	CEGS	BGS	2.00.28
1981-	BSHS	TSS	BGS	TGS	CEGS	2.01.34
1982-	BSHS	TGS	CEGS	BGS	GT	1.58.85
1983-	BSHS	NC	BGS	TSS	CEGS	2.00.78
1984-	BSHS	CEGS	IGS	GT	BBC	1.58.88
1985-	BSHS	BGS	IGS	BBC	TGS	1.58.36
1986-	BSHS	GT	BGS	ACGS	TSS	2.01.24
1987-	GT	BSHS	TSS	BBC	BGS	1.59.29
1988-	BGS	BSHS	BBC	TGS	IGS	1.57.66
1989-	BSHS	BBC	TSS	GT	BGS	1.57.48
1990-	BSHS	BGS	GT	BBC	TSS	1.52.30 @
1991-	GT	ACGS	NC	BSHS	BBC	1.55.08
1992-	GT	BGS	ACGS	BSHS	NC	1.54.19
1993-	GT	ACGS	BSHS	NC	BGS	1.55.29
1994-	ACGS	NC	BGS	BSHS	GT	1.55.37
1995-	NC	IGS	GT	BGS	ACGS	1.54.54
1996-	NC	GT	BGS	ACGS	IGS	1.53.99
1997-	GT	NC	TSS	BBC	BGS	1.54.43
1998-	IGS	BGS	NC	TSS	GT	1.53.89
1999-	NC	BBC	ACGS	BGS	TSS	1.52.09
2000-	NC	TSS	GT	BGS	IGS	1.53.00
2001-	BGS	GT	ACGS	IGS	TSS	1.54.48
2002-	NC	IGS	GT	ACGS	TGS	1.53.23
2003-	IGS	BGS	GT	TSS	ACGS	1.58.13
2004-	TSS	BGS	IGS	GT	BSHS	1.53.20
2005-	IGS	BBC	ACGS	NC	TSS	1.54.25
2006-	GT	NC	BSHS	IGS	BBC	1.53.22
2007-	NC	TSS	IGS	GT	BGS	1.53.40
2008-	TSS	NC	GT	ACGS	BGS	1.53.74
2009 -	NC	BGS	IGS	ACGS	TSS	1.53.05
2010 -	NC	ACGS	BGS	BSHS	IGS	1.53.34
2011-	NC	TSS	ACGS	IGS	BGS	1:54.06
2012-	TSS	NC	BGS	IGS	TGS	1:52.21®
2013-	TSS	NC	BGS	IGS	TGS	1:51.61®

300 Metre Freestyle Relay: Under 16

Date	First	Second	Third	Fourth	Fifth	Time
1947-	CEGS	BGS	GT	NC	TSS	3.19 2/5
1948-	CEGS	NC	TSS	BGS	GT	3.12
1949-	NC	BGS	CEGS	TGS	GT	3.15 1/2
1950-	GT	CEGS	NC	TGS	BGS	3.12 2/10
1952-	GT	CEGS	NC	BGS	BBC	3.9 1/10
1953-	CEGS	BGS	BBC	TSS	GT	3.8 3/10
1954-	GT	NC	BGS	CEGS	BBC	3.8 1/2
1955-	GT	NC	CEGS	BBC	BGS	2.58 2/5
1957-	NC	CEGS	GT	TSS	BGS	2.58
1958-	CEGS	NC	GT	BGS	BBC	2.57 3/5
1959-	BBC	BGS	GT	NC	TSS	2.56 4/5
1960-	NC	GT	CEGS	BGS	TSS	2.57 3/5
1961-	CEGS	BGS				
1962-	CEGS	BGS	TSS	NC	BBC	2.53 5/10
1963-	CEGS	BGS				
1964-	NC	CEGS	TSS	BBC	BGS	2.53.8
1965-	CEGS	GT	TSS	NC	BGS	2.52.1
1968-	BSHS	GT	CEGS	NC	BBC	2.53.0
1969-	CEGS	NC	TSS	BGS	GT	2.51.4
1970-	BSHS	BGS	TSS	GT	CEGS	2.50.4
1971-	BGS	TSS	CEGS	BSHS	NC	2.49.2
1972-	BGS	CEGS	TGS	GT	NC	2.49.8
1973-	CEGS	BGS	GT	BSHS	NC	2.47.8
1974-	BGS	BSHS	GT/CEGS	NC		2.50.0
1975-	BGS	CEGS	GT	TSS	BSHS	2.45.8
1976-	BGS	CEGS	NC	BSHS	GT	2.53.4
1977-	GT	BGS	BSHS	CEGS	NC	2.50.0
1978-	BGS	BSHS	GT	NC	CEGS	2.51.1
1979-	BSHS	NC	BGS	CEGS	TSS	2.47.34
1980-	NC	BGS	GT	BSHS	CEGS	2.47.78
1981-	GT	BGS	BSHS	NC	CEGS	2.42.30
1982-	BGS	GT	BSHS	CEGS	NC	2.42.12
1983-	IGS	BGS	BSHS	CEGS	BBC	2.43.39
1984-	BGS	BSHS	GT	IGS	NC	2.39.37
1985-	GT	ACGS	BGS	BSHS	NC	2.39.96
1986-	BGS	BBC	TGS	ACGS	NC	2.42.74
1987-	NC	ACGS	BGS	GT	BSHS	2.40.15
1988-	ACGS	NC	GT	BBC	BGS	2.40.26
1989-	IGS	NC	GT	ACGS	BGS	2.42.28
1990-	GT	NC	ACGS	BGS	BSHS	2.38.99
1991-	BGS	GT	ACGS	NC	BBC	2.39.58
1992-	NC	GT	BGS	BSHS	IGS	2.33.81
1993-	BBC	NC	ACGS	GT	BGS	2.37.56
1994-	BBC	GT	NC	TSS	ACGS	2.34.09
1995-	NC	BGS	BSHS	BBC	TSS	2.36.41
1996-	BBC	NC	BGS	GT	ACGS	2.37.30
1997-	BGS	NC	GT	IGS	TSS	2.34.04
1998-	BBC	GT	NC	BGS	TSS	2.36.44
1999-	NC	BBC	GT	ACGS	BGS	2.39.92
2000-	BGS	NC	BBC	ACGS	IGS	2.36.80
2001-	BBC	NC	GT	BGS	IGS	2.33.19
2002-	BBC	BGS	NC	IGS	GT	2.38.95
2003-	NC	TSS	GT	BGS	BBC	2.32.44
2004-	NC	BGS	IGS	ACGS	TSS	2.37.16
2005-	BGS	TSS	ACGS	NC	TGS	2.37.10
2006-	NC	BGS	GT	BBC	IGS	2.34.81
2007-	NC	BGS	GT	ACGS	TSS	2.33.31
2008-	BGS	BBC	NC	TSS	GT	2.30.99 @
2009 -	BGS	NC	BBC	GT	ACGS	2.39.85
2010 -	GT	BGS	NC	BBC	TSS	2.35.68
2011-	BBC	BGS	NC	GT	TSS	2:37.69
2012-	TSS	NC	GT	BGS	BBC	2:36.75
2013-	NC	BGS	GT	TSS	BBC	2:33.38

200 Metre Medley Relay: Open

Date	First	Second	Third	Fourth	Fifth	Time
1974-	TSS	BGS	CEGS	NC	GT	2:05.3
1975-	CEGS	BGS	BBC	BSHS	GT	2:05.3
1976-	BGS	CEGS	BSHS	GT	TGS	2:02.0
1977-	BGS	BSHS	CEGS	TGS	BBC	2:05.3
1978-	BGS	BSHS	CEGS	GT	IGS	2:03.8
1979-	BSHS	IGS	BGS	CEGS	TSS	2:03.43
1980-	BSHS	BGS	GT	IGS	NC	2:00.75
1981-	BSHS	BGS	TSS	BBC	TGS	2:03.01
1982-	BSHS	GT	BGS	TGS	BBC	1:55.30
1983-	BSHS	CEGS	GT	TGS	BBC	2:00.23
1984-	BSHS	BBC	CEGS	TSS	BGS	1:58.83
1985-	BBC	BSHS	GT	ACGS	BGS	1:53.58
1986-	BBC	BSHS	GT	BGS	IGS	1:58.01
1987-	BBC	TGS	TSS	BGS	ACGS	1:55.73
1988-	BGS	GT	TSS	BBC	IGS	1:55.33
1989-	BGS	BSHS	GT	TGS	TSS	1:54.28
1990-	GT	BSHS	BGS	TSS	NC	1:53.16
1991-	GT	BGS	BSHS	TSS	ACGS	1:55.83
1992-	GT	BSHS	NC	ACGS	BBC	1:53.59
1993-	BSHS	GT	ACGS	NC	BGS	1:51.75
1994-	GT	NC	BGS	ACGS	BSHS	1:51.04
1995-	BGS	GT	ACGS	NC	IGS	1:50.36
1996-	NC	ACGS	GT	BGS	BSHS	1:51.72
1997-	NC	TGS	BGS	IGS	GT	1:51.79
1998-	GT	TSS	NC	BGS	TGS	1:51.39
1999-	BGS	ACGS	IGS	TSS	TGS	1:50.11
2000-	NC	TSS	BGS	ACGS	BBC	1:48.98
2001-	NC	TSS	ACGS	BGS	IGS	1:51.57
2002-	NC	GT	BGS	TSS	IGS	1:51.24
2003-	NC	GT	TSS	TGS	IGS	1:50.52
2004-	NC	TSS	IGS	BSHS	ACGS	1:49.86
2005-	IGS	TSS	BGS	GT	BSHS	1:50.00
2006-	TSS	IGS	BBC	NC	ACGS	1:50.59
2007-	TSS	BSHS	IGS	ACGS	NC	1:47.83 @
2008-	TSS	NC	IGS	ACGS	BSHS	1:48.52
2009 -	TSS	ACGS	GT	NC	BGS	1:49.71
2010-	NC	IGS	BGS	ACGS	TSS	1:50.96
2011-	NC	ACGS	BGS	BSHS	TGS	1:49.89
2012-	ACGS	TGS	IGS	BGS	NC	1:51.61
2013-	TSS	BGS	GT	IGS	TGS	1:48.15

300 Metre Freestyle Relay: Open

Date	First	Second	Third	Fourth	Fifth	Time
1947-	CEGS	TGS	BGS	GT	NC	3.8 1/2
1948-	BGS	CEGS	TGS	TSS	BSHS	3.9 3/10
1949-	CEGS	NC	TSS	BGS	BBC	3.4 9/10
1950-	CEGS	NC	BGS	BBC	GT	2.59 3/10
1952-	CEGS	GT	NC	TSS	BBC	3.3 1/10
1953-	GT	BBC	NC	CEGS	TSS	2.59 6/10
1954-	BBC	GT	NC	CEGS	BGS	2.59 1/5
1955-	NC	GT	BGS	CEGS	BBC	2.57 4/5
1956-	CEGS	NC	GT	BGS	TSS	2.54 4/5
1957-	GT	CEGS	NC	BGS	TSS	2.53
1958-	GT	BGS	CEGS	BBC		2.51 4/5
1959-	CEGS	GT	NC	BBC	BGS	2.47 4/5
1960-	CEGS	TSS	BBC	GT	BGS	2.49 3/5
1961-	CEGS	TSS	GT	BGS	NC	2.48
1962-	CEGS	GT	TSS	NC	BGS	2.44 4/5
1963-	CEGS	GT	TSS	BGS	NC	2.43.7
1964-	CEGS	BSHS	NC	TSS	GT	2.45
1965-	TSS	CEGS	GT	NC	BGS	2.44.5
1968-	CEGS	GT	BGS	TSS	BSHS	2.44.1
1969-	GT	CEGS	IGS	TSS	BBC	2.45.7
1970-	CEGS	TSS	BSHS	GT	BGS	2.45.8
1971-	BSHS	BGS	TSS	GT	CEGS	2.46.8
1972-	BSHS	CEGS	TSS	BGS	GT	2.45.3
1973-	GT	CEGS	TSS	BGS	TGS	2.43.2
1974-	GT	CEGS	BGS	NC	BSHS	2.42.1
1975-	BGS	GT	BSHS	CEGS	NC	2.46.7
1976-	BGS	CEGS	BSHS	GT	NC	2.42.6
1977-	BGS	CEGS	BSHS	NC	IGS	2.48.6
1978-	GT	BGS	BSHS	NC	CEGS	2.45.06
1979-	BGS	BSHS	NC	GT	CEGS	2.45.42
1980-	BSHS	NC	CEGS	TGS	GT	2.41.21
1981-	IGS	BSHS	BGS	GT	NC	2.38.62
1982-	GT	BGS	BSHS	TSS	CEGS	2.38.35
1983-	BSHS	GT	BGS	IGS	NC	2.35.67
1984-	CEGS	IGS	BSHS	BGS	BBC	2.39.28
1985-	BGS	GT	ACGS	BSHS	NC	2.38.18
1986-	ACGS	BGS	BBC	GT	NC	2.39.23
1987-	ACGS	BBC	GT	BGS	IGS	2.35.77
1988-	ACGS	NC	BGS	GT	TSS	2.36.79
1989-	BGS	ACGS	NC	BBC	BSHS	2.37.06
1990-	NC	ACGS	IGS	GT	BSHS	2.36.19
1991-	BBC	NC	GT	TSS	BGS	2.34.82
1992-	GT	NC	BGS	BSHS	ACGS	2.34.91
1993-	NC	GT	TSS	BGS	BSHS	2.33.30
1994-	BBC	NC	BGS	GT	ACGS	2.33.87
1995-	NC	BBC	BGS	GT	ACGS	2.29.89
1996-	NC	BBC	TGS	BGS	ACGS	2.31.30
1997-	NC	ACGS	BBC	BGS	TSS	2.29.05
1998-	BGS	NC	GT	BBC	TSS	2.30.54
1999-	NC	GT	BBC	BGS	ACGS	2.28.48
2000-	BGS	GT	NC	ACGS	TGS	2.32.80
2001-	NC	GT	IGS	BGS	BBC	2.31.92
2002-	BBC	NC	GT	BGS	TGS	2.32.18
2003-	IGS	NC	BGS	ACGS	BBC	2.28.19
2004-	NC	TSS	GT	BGS	IGS	2.28.60
2005-	TSS	BGS	NC	ACGS	IGS	2.30.49
2006-	TSS	BGS	BSHS	NC	ACGS	2.29.91
2007-	TSS	GT	NC	BGS	IGS	2.27.87
2008-	TSS	NC	GT	BGS	ACGS	2.30.52
2009 -	BGS	TSS	NC	BBC	ACGS	2.25.80 @
2010-	TSS	BGS	GT	BBC	NC	2:35.09
2011-	GT	BGS	BBC	NC	TSS	2:32.98
2012-	TSS	NC	BGS	GT	BBC	2:30.98
2013-	TSS	BBC	BGS	NC	GT	2:31.74

RECORDS OF OLD EVENTS

50 YARDS: UNDER 14

1921-	R.Browne (GT)	J. Collins (BGS)	J. Talty (NC)	37.1/5
1922-	J.P. Lacey (GT)	W. McAuliffe (NC)	-. Elliott (TSS)	35.3/5
1923-	J. Henderson (CEGS)	D. Hudson (BGS)	T. Dallon (NC)	36.2/5
1924-	M. Simpson (BGS)	L. Draney (NC)	W. Cameron (TSS)	34-4/5
1925-	P. Scanlan (NC)	R.J. McConnell (CEGS)	-. O'Connor (TSS)	32.1/5

50 YARDS: UNDER 15

1918-	L. Fogarty (GT)	C. Jessop (CTC)	L. South (BGS)	33
1919-	J. Mobray (GT)	E. Lucy (BGS)	R. Biggs (CEGS)	30
1920-	R. Stephenson (BGS)	E. Ryan (NC)	T. Hay (TGS)	32
1921-	R.M. Ward (CTC)	J. Cooper (NC)	T. Oates (BGS)	35
1922-	J. Gibson (BGS)	T. Beirne (NC)	J. Alexander (BSHS)	32
1923-	W. McAuliffe (NC)	-. Cameron (TSS)	L. Stewart (BBC)	33.4/5
1924-	W. Boyle (NC)	G. Hudson (BGS)	C. Lethbridge (TSS)	32.4/5
1925-	-. Petrie (TSS)	N. Gredden (IGS)	A. Fites (BGS)	31.1/5

100 YARDS RELAY: UNDER 15

1918-	GT	BGS	CTC	No time taken
1919-	GT	BGS	CTC	61
1920-	BGS	NC	CTHS	
1921-	NC	TSS	BBC	66
1922-	BGS	NC	TSS	62.2/5
1923-	BBC	CEGS	NC	59.4/5
1924-	BGS	BSHS	CEGS	60.2/5
1925-	BGS	TSS	NC	61

200 METRE RELAY: UNDER 15

1926-	CEGS	NC	BBC		2.24.1/5	
1927-	BBC	BSHS	BGS		2.29.2/5	
1928-	GT	BGS	TSS		2.40.1/5	
1929-	CEGS	BGS	GT		2.23.1/5	
1930-	TGS	BGS	GT		2.20.1/5	
1931-	NC	BGS	TSS		2.21.4/5	
1933-	BGS	TSS	BBC		2.21.3/5	
1934-	GT	TGS	TSS		2.22.4/5	
1935-	GT	TGS	CEGS		2.16.3/5	
1936-	CEGS	TGS	BBC	BGS	TSS	2.11.4/5
1937-	TGS					
1939-	CEGS	BGS	GT	NC	TSS	2.14.1/5
1940-	CEGS	BGS	GT	NC	BBC	2.17.1/5
1941-	CEGS	TGS	BGS & GT (tie)		BSHS	2.16
1943-	BGS	CEGS	NC	TGS	GT	2.15.1/5
1944-	TGS	CEGS	NC	TSS	NC	2.18
1945-	CEGS	BSHS	TGS	BBC	BGS	2.9.1/2

100 YARDS FREESTYLE: UNDER 16

1919-	F. Venning (GT)	G. Capper (BGS)	L. Creedy (NC)	73
1920-	T. Ervine (BGS)	J. Corrigan (GT)	J. McCormack (NC)	75.1/5
1921-	J. Lee (BGS)	T. Lacey (GT)	M. Pike (CEGS)	78.2/5
1922-	E. Joyce (NC)	L. Elliott (IGS)	L. McLean (TSS)	75.2/5
1923-	F. Smith (IGS)	G. Douglas (BBC)	N. Wilmington (NC)	77.1/5
1924-	D. Persse (CEGS)	K. Sylow (BGS)	E. Hogan (GT)	69.4/5
1925-	H. Day (BGS)	A. Mcintyre (TGS)	C. Taylor (BSHS)	67.2/5

200 METRE BRACE RELAY: UNDER 16

1929-	TSS	BGS	GT	2.35.3/5
1930-	BGS	CEGS	TGS	2.31.4/5
1931-	BGS	TGS	GT	2.33.4/5
1932-	No competition			
1933-	TGS	BSHS	BBC	2.34.4/5
1934-	BSHS	TGS	TSS	2.31.1/5
1935-	TSS	TGS	GT	2.34.2/5

50 YARDS: OPEN

1918-	M. Fogarty (GT)	C. Williams (NC)	F. Neilsen (BGS)	28.3/5
1919-	J. Cooper (CTHS)	M. Fogarty (GT)	G. Burns (BGS)	27.1/5
1920-	C. Creedy (NC)	C.W. Schafer (BGS)	J. Mowbray (GT)	303/5
1921-	J. Champion (TSS)	J. Mowbray (GT)	C. Creedy (NC)	30
1922-	J. Champion (TSS)	C. Creedy (NC)	H. Beaman (CEGS)	28.2/5
1923-	C. Creedy (NC)	R. Ward (BGS)	A.G. Gerrand (BSHS)	30
1924-	R. Ward (BGS)	L. McLean (TSS)	L. Dunn (NC)	27.4/5
1925-	R. Ward (BGS)	I. Leahy (TSS)	V. Ferry (GT)	30

100 YARDS: OPEN

1918-	M. Fogarty (GT)	C. Williamson (NC)	N. Vallery (BGS)	70
1919-	J. Cooper (CTC)	A.B. Lucy (BGS)	K.R. Townley (NC)	72
1920-	K. Stack (GT)	C. Creedy (NC)	S.C. Garrett (BGS)	71
1921-	C. Creedy (NC)	J. Champion (TSS)	C. Corrigan (GT)	69
1922-	J. Champion (TSS)	C. Creedy (NC)	H.B. Beaman (CEGS)	67.4/5
1923-	C. Creedy (NC)	J.E. Pike (TSS)	J. Lissner (BGS)	70.1/5
1924-	R. Ward (BGS)	L. McLean (TSS)	G. Douglas (BBC)	68
1925-	R. Ward (BGS)	J. Alexander (BSHS)	D. Persse (CEGS)	67

440 YARDS: OPEN

1918-	J. Cooper (NC)	P. Neilsen (BGS)	K. Stack (GT)	6.45
1919-	J. Cooper (CTC)	- Hay (GT)	H.Dixon (TSS)	6.19
1920-	K.R. Townley (NC)	F.W. Nicklin (BGS)	K. Stack (GT)	6.47
1921-	C. Inman (TSS)	R. Stephenson (BGS)	T.P. Fowler (CEGS)	6.32
1922-	C. Inman (TSS)	W. Lacey (GT)	R. Stephenson (BGS)	6.20
1923-	~.E. Pike (TSS)	A. McShane (NC)	A.C. Gerrand (BSHS)	6.37
1924-	K. Sylow (BGS)	A. McShane (NC)	J. Cameron (TSS)	6.23.4/5
1925-	K. Sylow (BGS)	J. Killey (BGS)	A. McShane (NC)	6.32

50 YARDS BACK AND BREASTSTROKE: OPEN

1918-	N. Vallery (BGS)	H. Horstmann (NC)	T. Cannon (GT)	40
1919-	J.G. Drake (BGS)	J. Simmonds (BBC)	F. Venning (GT)	43
1920-	J.G. Drake (BGS)	A. Cole (GT)	L. Dunn (NC)	42
1921-	G. Cole (GT)	T. Collins (CEGS)	J. Gibson (BGS)	41
1922-	G. Cole (GT)	P. Lutvey (NC)	T. Collins (CEGS)	40.1/5
1923-	T. Collins (CEGS)	J. Gibson (BGS)	P. Lutvey (NC)	38.4/5
1924-	G. Douglas (BBC)	N. Ward (BGS)	P. Neville (NC)	38.215
1925-	T.S. Cullinan (NC)	M. Gannon (BGS)	D. Snelling (CEGS)	42.3/5

50 METRE BACKSTROKE: OPEN

1926-	J. Overell (TSS)	D. Snelling (CEGS)	- Nelson (BGS)	42.315
1927-	K. Sylow (BGS)	J. Overell (TSS)	A. McShane (NC)	40.315
1928-	J. Cran (TSS)	J. Forster (CEGS)	C. Jocumsen (NC)	39.215
1929-	R. Overell (TSS)	C. Jocumsen (NC)	P. McGovern (GT)	39.215
1930-	R. Overell (TSS)	J. Heaslop (CEGS)		39.415
1931-	R. Overell (TSS)	C. Jocumsen (NC)	J. Moffat (BGS)	36.415
1933-	J. Barbat (BGS)	D. Tochey (NC)	W. Douglas (TSS) E. Muller (TGS), tie	39.115
1934-	H. Krebs (IGS)	O.W. Salkeld (BGS)	D. Vincent (BSHS)	38.215
1935-	T. Muller (TGS)	A. Krebs (IGS)	J. Venning (GT)	37.215
1936-	A. Krebs (IGS)	J. Venning (GT)	W. Stuart (TGS)	36.415
1937-	J. Parkinson (CEGS)	J. Bernays (TGS)	C. Wright (BBC)	37
1939-	J.S. Parkinson (CEGS)	J.C. Rivett (TGS)	T.J. Grant (GT)	35
1940-	D. Wilson (CEGS)	J.F. Moylan (GT)	M.E. Fraser (TSS)	38
1941-	A. Davidson (CEGS)	G. Stuart (TGS)	J.J. Grant (GT)	37
1943-	P. Mactaggart (CEGS)	N.C. Perkins (BGS)	W. Wright (TGS)	35.215
1944-	P.D. Lyons (BGS)	N.M. Gow (CEGS)	R.J. Scott (TGS)	37
1945-	J. Card (TGS)	W. Chandler (TSS)	I.D. Brown (BGS)	35.315
			J. Falconer (CEGS)	
			W. Buchanan (TSS)	
			G. Mildeeke (BSHS)	
			N. Miller (BGS)	
			K. Beltoft (NC)	
			W.H. Irving (BGS)	
			J.A. Bell (TSS)	
			F.J. Hebbel (BBC)	
			K. O'Neill (NC)	
			R. O'Shea (NC)	
			P. Lowry (BSHS)	
			F.J. Williams (GT)	

50 METRE BREASTSTROKE: OPEN

1926-	A. McShane (NC)	H. Carter (TSS)	C. Campbell (BGS)	41.415
1927-	A. McShane (NC)	P. Scanlan (GT)	D. Negus (BSHS)	39.115
1928-	M. Muller (TGS)	E. Pym (BGS)	P. Scanlan (NC)	42
1929-	A. Rowan (CEGS)	E. Collings (BGS)	J. McWhirter (TSS)	43.315
1930-	J. McWhirter (TSS)	R. Fraser (CEGS)	P. Hart (BGS)	41
1931-	G. Wowles (BGS)	C. Jocumsen (NC)	R. Overell (TSS)	42
1933-	J. Gould (IGS)	D. Morelli (NC)	R.C. Faine (TSS)	40
1934-	J. Gould (IGS)	V.M. Nicholson (TSS)	A.A. Hurwood (BGS)	38.415
1935-	J. Gould (IGS)	G.B. Evans (BGS)	W. Arrowsmith (BBC)	37
1936-	G.B. Evans (BGS)	S.P. Larsen (TSS)	B. Mulcahy (GT)	38.215
1937-	C. Bernays (TGS)	R. Wright (BBC)	C. Chaplain (BGS)	39
			R. Parkinson (CEGS)	
			J. Manly (BSHS)	
			M. Ritte (CEGS), tie	
			L. Ricketts (BBC)	
			B. Lewis (NC)	
			P.B. Lyons (BGS)	
			P. Byrne (NC)	
			H. Longland (BGS)	
			B. Cahill (NC)	
1939-	W. Gradwell (-)	K. Biltoft (NC)	A. Morgan (IGS)	42.415
1940-	T.J. Cottee (CEGS)	D. Campbell (BSHS)	J. Johnson (TSS)	40.415
1941-	M. Emerson (CEGS)	S.R. Anderson (BBC)	F. Campbell (BSHS)	39
1943-	P.B. Lyons (BGS)	J. Roe (CEGS)	S.R. Anderson (BBC)	36.315
1944-	P.B. Lyons (BGS)	W.R. Dowd (BBC)	N.F. Parker (CEGS)	37.1110
1945-	I.D. Brown (BGS)	I.L. Irvine (CEGS)	W.R. Dowd (BBC)	39
			G. Edwards (TSS)	

100 YARDS RELAY: OPEN

1918-	BGS	NC	GT	58
1919-	GT	BBC	TSS	57
1920-	GT	NC	BGS	56
1921-	TSS	GT	TGS	56
1922-	TSS	NC	GT	55
1923-	BGS			
1924-	BGS	TSS	CEGS	55.1/10
1925-	BGS	TSS	BSHS	53

200 METRE RELAY: OPEN

1926-	BGS	TSS	NC	2.41.1/5	
1927-	BGS	NC	CEGS	2.10.3/5	
1928-	BGS	TSS	BSHS	2.15.2/5	
1930-	CEGS	BGS	TGS	2.10.1/5	
1931-	BGS	TSS	CEGS	2.8.3/5	
1934-	BGS	TSS	TGS	2.6.2/5	
1935-	CEGS	TGS	BGS	2.6.4/5	
1936-	BGS	CEGS	TGS	2.6	
1937-	CEGS	BGS	BBC	TSS	2.3.1/5
1939-	CEGS	TGS	TSS	BBC	2.2.1/5
1940-	CEGS	BGS	GT	TGS	2.5.4/5
1941-	CEGS	GT	TGS	BBC	2.6.3/5
1943-	CEGS	BGS	TGS	BBC	2.2.4/5
1944-	BGS	CEGS	NC	BSHS	2.7.4/5
1945-	TSS	CEGS	NC	TGS	2.3.2/5

HISTORY OF GPS PREMIERS

Basketball

1986	Ipswich Grammar School
1987	Brisbane Boys' College
1988	Anglican Church Grammar School
1989	Anglican Church Grammar School
1990	Anglican Church Grammar School & Nudgee College (tie)
1991	Nudgee College & Ipswich Grammar School (tie)
1992	Nudgee College & Ipswich Grammar School (tie)
1993	Ipswich Grammar School
1994	Ipswich Grammar School
(The Bro. C. L. Dillon Memorial Trophy)	
1995	Brisbane Boys' College
1996	Ipswich Grammar School
1997	Gregory Terrace
1998	Brisbane State High School & Nudgee College (tie)
1999	Brisbane State High School
2000	Brisbane State High School & Gregory Terrace (tie)
2001	Nudgee College
2002	Brisbane State High School
2003	Nudgee College
2004	Brisbane State High School & Gregory Terrace (tie)
2005	Brisbane Boys' College
2006	Brisbane State High School
2007	Brisbane State High School
2008	Anglican Church Grammar School
2009	The Southport School
2010	Brisbane State High School
2011	Brisbane State High School & Brisbane Boys' College (tie)
2012	The Southport School
2013	Anglican Church Grammar School

Chess

1995	Brisbane Grammar School
1996	Brisbane Grammar School
1997	Anglican Church Grammar School
1998	Anglican Church Grammar School
1999	Anglican Church Grammar School
2000	Anglican Church Grammar School
2001	Anglican Church Grammar School
2002	Anglican Church Grammar School
2003	Brisbane Grammar School
2004	Brisbane State High School
2005	Brisbane State High School
2006	Toowoomba Grammar School (tie)
2007	Brisbane Grammar School
2008	Anglican Church Grammar School
2009	Brisbane Grammar School
2010	Anglican Church Grammar School & Brisbane Grammar School (tie)
2011	Brisbane Grammar School
2012	Brisbane Grammar School
2013	Brisbane Grammar School

Cricket

1919	Brisbane Grammar School
1920	Brisbane Grammar School & The Southport School (tie)
1921	Brisbane Grammar School
1922	Ipswich Grammar School & Nudgee College (tie)
1923	Toowoomba Grammar School & The Southport School (tie)
1924	Toowoomba Grammar School
1925	Nudgee College
1926	The Southport School
1927	The Southport School
1928	Toowoomba Grammar School & The Southport School (tie)
1929	The Southport School & Church of England Grammar School (tie)
1930	Brisbane Grammar School
1931	Brisbane Grammar School & Church of England Grammar School (tie)
1932	Toowoomba Grammar School
1933	Toowoomba Grammar School
1934	Church of England Grammar School
1935	Church of England Grammar School
1936	Toowoomba Grammar School
1937	Ipswich Grammar School
1938	Nudgee College
1939	Nudgee College
1940	Church of England Grammar School

1941	Church of England Grammar School
1942 to 1945	No Competitions (World War II)
1946	Brisbane Grammar School
1947	Brisbane Boys' College
1948	Church of England Grammar School
1949	Brisbane State High School
1950	Church of England Grammar School
1952	Gregory Terrace
1953	Ipswich Grammar School
1954	Brisbane Grammar School
1955	Brisbane Grammar School & Church of England Grammar School (tie)
1956	Brisbane Grammar School
1957	Ipswich Grammar School
1958	Ipswich Grammar School
1959	Church of England Grammar School
1960	Brisbane Grammar School
1961	Brisbane Grammar School
1962	Brisbane Boys' College & Church of England Grammar School (tie)
1963	Church of England Grammar School
1964	Nudgee College
1965	Brisbane Grammar School
1966	Brisbane State High School
1967	Church of England Grammar School
1968	Ipswich Grammar School
1969	Ipswich Grammar School
1970	The Southport School
1971	The Southport School & Brisbane Grammar School (tie)
1972	The Southport School
1973	The Southport School
1974	The Southport School
1975	Ipswich Grammar School
1976	Church of England Grammar School
1977	Brisbane State High School
1978	Brisbane Grammar School
1979	Brisbane State High School
1980	The Southport School
1981	The Southport School
(The Earle Williams Trophy)	
1982	The Southport School
1983	Brisbane Grammar School
1984	Church of England Grammar School
1985	Brisbane Boys' College
1986	Toowoomba Grammar School
1987	Toowoomba Grammar School
1988	Toowoomba Grammar School
1989	Ipswich Grammar School
1990	Toowoomba Grammar School
1991	Nudgee College
1992	Brisbane State High School
1993	Brisbane State High School
1994	Nudgee College
1995	Brisbane Boys' College
1996	Anglican Church Grammar School
1997	Anglican Church Grammar School]
1998	Nudgee College
1999	Anglican Church Grammar School
2000	Toowoomba Grammar School
2001	Nudgee College
2002	Brisbane State High School
2003	Brisbane Boys' College
2004	Gregory Terrace
2005	Toowoomba Grammar School
2006	Ipswich Grammar School
2007	Ipswich Grammar School
2008	Ipswich Grammar School
2009	Nudgee College
2010	The Southport School
2011	The Southport School
2012	Anglican Church Grammar School
2013	Brisbane Grammar School

Cross Country

(The Jack Ross Trophy)	
1971	Church of England Grammar School
1972	Church of England Grammar School
1973	Church of England Grammar School
1974	Brisbane Grammar School
1975	Brisbane Grammar School & Church of England Grammar School (tie)

1976	Church of England Grammar School
1977	Church of England Grammar School
1978	Church of England Grammar School
1979	Brisbane Grammar School
1980	Church of England Grammar School
1981	Brisbane Grammar School
1982	Brisbane Grammar School
1983	Church of England Grammar School
1984	Brisbane Grammar School
1985	Anglican Church of Grammar School
1986	Anglican Church of Grammar School
1987	Anglican Church of Grammar School
1988	Anglican Church of Grammar School
1989	Anglican Church of Grammar School
1990	The Southport School
1991	Ipswich Grammar School
1992	Ipswich Grammar School
1993	Brisbane Grammar School
1994	Brisbane Grammar School
1995	Brisbane Grammar School
1996	Brisbane Grammar School
1997	Brisbane Grammar School
1998	Brisbane Grammar School
1999	Nudgee College
2000	Brisbane Grammar School
2001	Gregory Terrace
2002	Gregory Terrace
2003	Gregory Terrace
2004	Gregory Terrace & Ipswich Grammar School (tie)
2005	Nudgee College
2006	Brisbane Grammar School
2007	Anglican Church Grammar School & Ipswich Grammar School (tie)
2008	Gregory Terrace
2009	Anglican Church Grammar School
2010	Gregory Terrace & Nudgee College (tie)
2011	Gregory Terrace
2012	Anglican Church Grammar School
2013	Gregory Terrace

Debating

2002	Gregory Terrace & Brisbane Grammar School (tie)
2003	Brisbane Grammar School
2004	Brisbane Grammar School
2005	Brisbane Grammar School & Gregory Terrace (tie)
2006	Gregory Terrace
2007	Anglican Church Grammar School
(The Vicki Sargent Memorial Trophy)	
2008	Brisbane Grammar School
2009	Brisbane Grammar School
2010	Brisbane Grammar School
2011	Brisbane Grammar School
2012	Anglican Church Grammar School
2013	Brisbane Grammar School

Football (formerly known as Soccer)

1991	Brisbane Boys' College
1992	Brisbane Grammar School
1993	Brisbane Boys' College
1994	Brisbane Grammar School
1995	Nudgee College
1996	Ipswich Grammar School
1997	Nudgee College
1998	Ipswich Grammar School & Nudgee College (tie)
1999	Brisbane Grammar School & Ipswich Grammar School (tie)
2000	Brisbane Grammar School
2001	Nudgee College
2002	Ipswich Grammar School
2003	Nudgee College
2004	Brisbane Boys' College
2005	Brisbane State High School
2006	Brisbane Grammar School & Brisbane State High School (tie)
2007	Brisbane Grammar School
2008	Ipswich Grammar School
2009	Ipswich Grammar School
2010	Brisbane Boys' College
2011	Brisbane Boys' College
2012	The Southport School
2013	Nudgee College & The Southport School (tie)

HISTORY OF GPS PREMIERS

Gymnastics

1915 Brisbane Grammar School
 1916 Nudgee College
 1917 Brisbane Grammar School
 1918 Brisbane Grammar School (GPS commenced 1918)
 1919 Gregory Terrace
 1920 Nudgee College
 1921 Brisbane Grammar School
 1922 Brisbane Grammar School
 1923 Brisbane Grammar School
 1924 No Competition
 1925 Brisbane Grammar School
 1926 Brisbane Grammar School
 1927 Brisbane Grammar School
 1928 Brisbane Grammar School
 1929 to 1932 No Competitions
 1933 Brisbane Grammar School
 1934 Brisbane Grammar School
 1935 The Southport School
 1936 The Southport School
 1937 Brisbane Grammar School
 1938 Brisbane Grammar School
 1939 Brisbane Grammar School
 1940 Church of England Grammar School
 1941 Gregory Terrace
 1942 Gregory Terrace
 1943 Brisbane Grammar School
 1944 Brisbane Grammar School
 1945 Brisbane Grammar School
 1946 Brisbane Grammar School
 1947 Brisbane Grammar School
 1948 Brisbane Grammar School
 1949 Church of England Grammar School
 1950 Brisbane Grammar School
 1951 Brisbane Grammar School
 1952 Church of England Grammar School
 1953 Brisbane Grammar School
 1954 Church of England Grammar School
 1955 Church of England Grammar School
 1956 Church of England Grammar School
 1957 Brisbane Grammar School
 1958 Brisbane Grammar School
 1959 Brisbane Grammar School
 1960 Brisbane Grammar School
 1961 Brisbane Grammar School
 1962 The Southport School
 1963 The Southport School
 1964 Church of England Grammar School
 1965 Church of England Grammar School
 1966 Brisbane Grammar School
 1967 Brisbane Grammar School
 1968 Brisbane Grammar School
 1969 Church of England Grammar School
 1970 Brisbane Grammar School
 1971 Brisbane Grammar School
 1972 Brisbane Grammar School
 1973 Brisbane Grammar School
 1974 Brisbane Grammar School
 1975 Brisbane Grammar School
 1976 Brisbane Grammar School
 1977 Brisbane Grammar School
 1978 Brisbane Grammar School
 1979 Brisbane Grammar School
 1980 Brisbane Grammar School
 1981 Brisbane Grammar School
 1982 Brisbane Grammar School
 1983 Brisbane Grammar School
 1984 Brisbane Grammar School
 1985 Brisbane Grammar School
 1986 Brisbane Grammar School
 1987 Brisbane Grammar School
 1988 Anglican Church Grammar School
 1989 Anglican Church Grammar School
 1990 Anglican Church Grammar School (The Jim Young Cup)
 1991 Anglican Church Grammar School
 1992 Brisbane Grammar School
 1993 Toowoomba Grammar School
 1994 Toowoomba Grammar School & Gregory Terrace (tie)
 1995 Gregory Terrace
 1996 Nudgee College

1997 Anglican Church Grammar School
 1998 Brisbane Boys' College
 1999 Brisbane Boys' College
 2000 Brisbane Boys' College
 2001 Brisbane Boys' College
 2002 Anglican Church Grammar School
 2003 Anglican Church Grammar School
 2004 Brisbane Grammar School & Brisbane Boys' College (tie)
 2005 Brisbane Grammar School
 2006 Brisbane Grammar School
 2007 Brisbane Boys' College
 2008 The Southport School
 2009 The Southport School
 2010 The Southport School
 2011 Brisbane Grammar School
 2012 Brisbane Grammar School
 2013 Brisbane Grammar School

Rowing

(The O'Connor Cup)

1918 The Southport School
 1919 Brisbane Boys' College
 1920 The Southport School
 1921 The Southport School
 1922 Church of England Grammar School
 1923 The Southport School
 1924 Brisbane Boys' College
 1925 Brisbane State High School
 1926 Church of England Grammar School
 1927 Brisbane State High School
 1928 Brisbane Grammar School & Brisbane State High School (tie)
 1929 Brisbane Grammar School
 1930 The Southport School
 1931 The Southport School
 1932 Brisbane State High School
 1933 The Southport School
 1934 Brisbane Grammar School
 1936 Church of England Grammar School
 1937 Brisbane Boys' College
 1938 Brisbane Boys' College
 1939 Church of England Grammar School
 1940 Church of England Grammar School
 1941 Church of England Grammar School
 1942 to 1945 No Competition
 1946 Brisbane Boys' College
 1947 Brisbane Boys' College
 1948 Brisbane State High School
 1949 Brisbane Boys' College
 1950 Brisbane Boys' College
 1951 Brisbane Boys' College
 1952 Brisbane Boys' College
 1953 The Southport School
 1954 The Southport School
 1955 Brisbane Grammar School (First year in eights)
 1956 Brisbane Boys' College
 1957 Brisbane Boys' College
 1958 The Southport School
 1959 The Southport School
 1960 Brisbane Grammar School
 1961 Brisbane Boys' College
 1962 Brisbane Boys' College
 1963 Church of England Grammar School
 1964 Brisbane Grammar School
 1965 Brisbane Boys' College & Brisbane Grammar School (tie)
 1966 Brisbane Boys' College
 1967 Brisbane Grammar School
 1968 Brisbane Boys' College
 1969 Church of England Grammar School
 1970 The Southport School
 1971 Church of England Grammar School
 1972 Brisbane Boys' College
 1973 Church of England Grammar School
 1974 Brisbane Boys' College
 1975 Church of England Grammar School
 1976 Brisbane Grammar School
 1977 Brisbane Grammar School
 1978 The Southport School
 1979 Brisbane Grammar School

1980 Brisbane Grammar School
 1981 Brisbane Grammar School
 1982 Gregory Terrace
 1983 No Race
 1984 Brisbane Grammar School
 1985 The Southport School
 1986 The Southport School
 1987 The Southport School
 1988 Brisbane Grammar School
 1989 The Southport School
 1990 Brisbane Boys' College
 1991 The Southport School
 1992 Brisbane Boys' College
 1993 Brisbane Boys' College
 1994 Gregory Terrace
 1995 Brisbane Grammar School
 1996 Gregory Terrace
 1997 Brisbane Grammar School
 1998 Anglican Church Grammar School
 1999 Brisbane Grammar School
 2000 The Southport School
 2001 Brisbane Grammar School
 2002 Brisbane Boys' College
 2003 Nudgee College
 2004 Anglican Church Grammar School
 2005 Anglican Church Grammar School
 2006 The Southport School
 2007 Brisbane Grammar School
 2008 Gregory Terrace
 2009 Nudgee College
 2010 Anglican Church Grammar School
 2011 Nudgee College
 2012 Anglican Church Grammar School
 2013 Nudgee College

Rowing

(The Old Boys' Cup)

1988 The Southport School
 1989 The Southport School
 1990 Anglican Church Grammar School
 1991 Anglican Church Grammar School
 1992 Brisbane Boys' College
 1993 Brisbane Boys' College
 1994 Brisbane Grammar School
 1995 Brisbane Grammar School
 1996 Brisbane Grammar School
 1997 Gregory Terrace
 1998 Brisbane Grammar School
 1999 Anglican Church Grammar School
 2000 The Southport School
 2001 Brisbane Boys' College
 2002 Brisbane Boys' College
 2003 Brisbane Boys' College
 2004 Anglican Church Grammar School
 2005 Anglican Church Grammar School
 2006 Anglican Church Grammar School
 2007 Gregory Terrace
 2008 Gregory Terrace
 2009 Gregory Terrace
 2010 Not awarded as all races were not conducted due to weather
 2011 Nudgee College
 2012 Nudgee College & The Southport School (tie)
 2013 The Southport School

Rugby

1918 Ipswich Grammar School
 1919 Ipswich Grammar School
 1920 Nudgee College
 1921 Nudgee College
 1922 The Southport School
 1923 Nudgee College
 1924 Nudgee College & Toowoomba Grammar School (tie)
 1925 Nudgee College
 1926 The Southport School
 1927 Gregory Terrace
 1928 Nudgee College
 1929 Gregory Terrace
 1930 Toowoomba Grammar School
 1931 Nudgee College

HISTORY OF GPS PREMIERS

Rugby continued

1932 Nudgee College & Toowoomba Grammar School (tie)
 1933 The Southport School
 1934 Ipswich Grammar School
 1935 Nudgee College
 1936 Nudgee College
 1937 Nudgee College
 1938 The Southport School
 1939 Church of England Grammar School
 1940 Nudgee College
 1941 Nudgee College
 1942 to 1945 No Competitions
 1946 Nudgee College
 1947 Brisbane State High School
 1948 Toowoomba Grammar School
 1949 Church of England Grammar School
 1950 Nudgee College & Church of England Grammar School (tie)
 1951 Church of England Grammar School
 1952 Nudgee College
 1953 Nudgee College
 1954 Toowoomba Grammar School, Nudgee College, Brisbane Boys' College, Church of England Grammar School (tie)
 1955 Church of England Grammar School
 1956 Brisbane Grammar School, Toowoomba Grammar School, Gregory Terrace (tie)
 1957 Church of England Grammar School
 1958 Brisbane Grammar School
 1959 Church of England Grammar School
 1960 Nudgee College
 1961 Nudgee College
 1962 Church of England Grammar School
 1963 Church of England Grammar School
 1964 Brisbane State High School
 1965 Nudgee College
 1966 Nudgee College
 1967 Church of England Grammar School
 1968 Nudgee College
 1969 Brisbane State High School
 1970 Nudgee College
 1971 Nudgee College
 1972 Brisbane Grammar School
 1973 Brisbane Grammar School & Brisbane State High School (tie)
 1974 Brisbane State High School & Church of England Grammar School (tie)
 1975 Brisbane State High School
 1976 Brisbane State High School & Brisbane Grammar School (tie)
 1977 Gregory Terrace
 1978 Gregory Terrace
 1979 Gregory Terrace & Brisbane Grammar School (tie)
 1980 Gregory Terrace
 1981 Gregory Terrace
 1982 Church of England Grammar School
 1983 Brisbane State High School
 1984 Brisbane State High School & Ipswich Grammar School (tie)
 1985 Ipswich Grammar School
 1986 Nudgee College
 1987 Nudgee College
 1988 Ipswich Grammar School
 1989 Ipswich Grammar School
 1990 Nudgee College
 1991 Nudgee College
 1992 Brisbane Grammar School & Brisbane State High School (tie)
 1993 Ipswich Grammar School, Brisbane State High School, Nudgee College (tie)
 1994 Nudgee College
 1995 Nudgee College
 1996 Gregory Terrace
 1997 Nudgee College
 1998 Nudgee College
 1999 Anglican Church Grammar School
 2000 Nudgee College
 2001 The Southport School
 2002 Nudgee College
 2003 Anglican Church Grammar School & The Southport School (tie)

2004 Gregory Terrace
 2005 Anglican Church Grammar School & Brisbane State High School (tie)
 2006 The Southport School
 2007 The Southport School
 2008 Nudgee College
 2009 Brisbane State High School
 2010 Brisbane State High School / Nudgee College & The Southport School (tie)
 2011 Nudgee College
 2012 Brisbane Grammar School
 2013 Nudgee College

Sailing

2000 Brisbane Grammar School
 2001 Anglican Church Grammar School
 2002 The Southport School
 2003 The Southport School
 2004 Anglican Church Grammar School
 2005 Brisbane Grammar School
 2006 Brisbane Grammar School
 2007 Brisbane Boys' College
 2008 Brisbane Boys' College
 2009 Anglican Church Grammar School
 2010 Anglican Church Grammar School
 2011 Brisbane Boys' College
 2012 *Not awarded as all races were not conducted due to weather*
 2013 Brisbane Grammar School

Swimming

1918 Gregory Terrace
 1919 Gregory Terrace
 1920 Brisbane Grammar School
 1921 Gregory Terrace
 1922 The Southport School
 1923 Nudgee College
 1924 Brisbane Grammar School
 1925 Brisbane Grammar School
 1926 Brisbane Grammar School
 1927 Brisbane Grammar School
 1928 Brisbane Grammar School
 1929 Brisbane Grammar School
 1930 Church of England Grammar School
 1931 Brisbane Grammar School
 1932 No Competition
 1933 Brisbane State High School
 1934 Brisbane Grammar School
 1935 Toowoomba Grammar School
 1936 Brisbane Grammar School
 1937 Church of England Grammar School
 1938 No Competition
 1939 Church of England Grammar School
 1940 Church of England Grammar School
 1941 Church of England Grammar School
 1942 No Competition
 1943 Church of England Grammar School
 1944 Church of England Grammar School
 1945 Church of England Grammar School
 1946 Church of England Grammar School
 1947 Church of England Grammar School
 1948 Church of England Grammar School
 1949 Church of England Grammar School
 1950 Church of England Grammar School
 1951 No Competition
 1952 Gregory Terrace
 1953 Gregory Terrace
 1954 Nudgee College & Gregory Terrace (tie)
 1955 Gregory Terrace
 1956 Church of England Grammar School
 1957 Gregory Terrace
 1958 Gregory Terrace
 1959 Gregory Terrace
 1960 Church of England Grammar School
 1961 Church of England Grammar School
 1962 Church of England Grammar School
 1963 Church of England Grammar School
 1964 Church of England Grammar School
 1965 Church of England Grammar School
 1966 to 1967 No Competition
 1968 Brisbane State High School
 1969 Brisbane State High School

1970 Gregory Terrace
 1971 Brisbane Grammar School
 1972 Brisbane Grammar School
 1973 Brisbane Grammar School
 1974 Brisbane Grammar School
 1975 Brisbane Grammar School
 1976 Brisbane Grammar School
 1977 Brisbane Grammar School
 1978 Brisbane State High School
 1979 Brisbane State High School
 1980 Brisbane State High School
 1981 Brisbane State High School
 1982 Brisbane State High School
 1983 Brisbane State High School
 1984 Brisbane State High School
 1985 Brisbane State High School
 1986 Brisbane State High School
 1987 Gregory Terrace
 1988 Gregory Terrace
 1989 Gregory Terrace
 1990 Gregory Terrace
 1991 Gregory Terrace
 1992 Nudgee College
 1993 Nudgee College
 1994 Nudgee College
 1995 Nudgee College
 1996 Nudgee College
 1997 Nudgee College
 1998 Nudgee College
 1999 Nudgee College
 2000 Nudgee College
 2001 Nudgee College
 2002 Nudgee College
 2003 Nudgee College
 2004 The Southport School
 2005 The Southport School
 2006 Nudgee College
 2007 The Southport School
 2008 The Southport School
 2009 Nudgee College
 2010 Nudgee College
 2011 Nudgee College
 2012 Nudgee College
 2013 The Southport School

Tennis

(The J. N. Radcliffe Trophy)
 1918 Brisbane Grammar School
 1919 Brisbane Grammar School
 1920 Brisbane Grammar School
 1921 Brisbane Grammar School, Ipswich Grammar School & The Southport School (tie)
 1922 Brisbane Grammar School
 1923 Brisbane Grammar School
 1924 The Southport School
 1925 Brisbane Grammar School
 1926 The Southport School
 1927 Toowoomba Grammar School
 1928 Brisbane Grammar School
 1929 Ipswich Grammar School
 1930 The Southport School
 1931 Brisbane Grammar School
 1932 Toowoomba Grammar School
 1933 Brisbane Grammar School
 1934 Brisbane Boys' College, Brisbane Grammar School & The Southport School (tie)
 1935 Nudgee College
 1936 Nudgee College
 1937 Toowoomba Grammar School
 1938 Toowoomba Grammar School
 1939 Toowoomba Grammar School
 1940 Toowoomba Grammar School
 1941 Church of England Grammar School & Ipswich Grammar School (tie)
 1942 to 1945 No Competitions
 1946 Toowoomba Grammar School
 1947 Toowoomba Grammar School
 1948 Church of England Grammar School & Toowoomba Grammar School (tie)
 1949 Toowoomba Grammar School
 1950 Brisbane Grammar School
 1951 Brisbane Grammar School

HISTORY OF GPS PREMIERS

Tennis continued

1952	Toowoomba Grammar School
1953	Brisbane Grammar School
1954	Brisbane State High School
1955	Gregory Terrace
1956	The Southport School
1957	Church of England Grammar School & Toowoomba Grammar School (tie)
1958	Church of England Grammar School
1959	Brisbane State High School
1960	Church of England Grammar School
1961	Church of England Grammar School
1962	Church of England Grammar School
1963	Brisbane Grammar School
1964	Brisbane Grammar School
1965	Brisbane Grammar School
1966	Brisbane Grammar School
1967	Brisbane Grammar School
1968	Brisbane Grammar School
1969	Brisbane Grammar School
1970	Brisbane Grammar School
1971	Brisbane Grammar School
1972	Brisbane Grammar School & Brisbane State High School (tie)
1973	Brisbane State High School
1974	Brisbane Grammar School
1975	Brisbane Grammar School
1976	Brisbane Grammar School
1977	Brisbane Grammar School
1978	Brisbane Grammar School
1979	Brisbane Grammar School
1980	Brisbane Grammar School
1981	Brisbane Grammar School
1982	Brisbane Grammar School
1983	Brisbane Boys' College
1984	Brisbane State High School
1985	Brisbane Grammar School
1986	Brisbane Grammar School
1987	Brisbane Boys' College
1988	Nudgee College
1989	Nudgee College
1990	Nudgee College
1991	Brisbane Grammar School
1992	Gregory Terrace
1993	Nudgee College
1994	Nudgee College
1995	Gregory Terrace
1996	Anglican Church Grammar School
1997	Anglican Church Grammar School
1998	Gregory Terrace
1999	Gregory Terrace
2000	The Southport School
2001	The Southport School
2002	Ipswich Grammar School & Gregory Terrace (tie)
2003	Brisbane Grammar School, Gregory Terrace, Nudgee College (tie)
2004	Anglican Church Grammar School
2005	Anglican Church Grammar School
2006	Brisbane Boys' College
2007	Brisbane Boys' College
2008	Brisbane Boys' College
2009	Brisbane Grammar School & Ipswich Grammar School (tie)
2010	Ipswich Grammar School
2011	Brisbane Boys' College, Brisbane Grammar School, Nudgee College (tie)
2012	Brisbane Grammar School
2013	Brisbane Boys' College, Brisbane Grammar School, Nudgee College (tie)

Track and Field

(The Sir John Goodwin Cup)

1918	The Southport School
1919	The Southport School & Nudgee College (tie)
1920	Nudgee College
1921	Nudgee College
1922	The Southport School
1923	Church of England Grammar School
1924	Brisbane Grammar School

1925	Brisbane Boys' College
1926	Brisbane Grammar School
1927	Gregory Terrace
1928	Brisbane Grammar School
1929	The Southport School & Church of England Grammar School (tie)
1930	Gregory Terrace
1931	Nudgee College
1932	Brisbane Grammar School
1933	The Southport School
1934	Gregory Terrace
1935	Brisbane Grammar School & Church of England Grammar School (tie)
1936	Brisbane Grammar School
1937	Brisbane Grammar School
1938	Brisbane Grammar School
1939	Brisbane Boys' College
1940	Nudgee College
1941	Brisbane Grammar School
1942	Brisbane Boys' College
1943	Church of England Grammar School
1944	Church of England Grammar School
1945	Toowoomba Grammar School
1946	Brisbane State High School
1947	Brisbane State High School
1948	Brisbane Grammar School
1949	Church of England Grammar School
1950	Gregory Terrace
1951	Gregory Terrace
1952	Church of England Grammar School
1953	Church of England Grammar School
1954	Church of England Grammar School
1955	Nudgee College
1956	Church of England Grammar School
1957	Church of England Grammar School
1958	Church of England Grammar School
1959	Church of England Grammar School
1960	Church of England Grammar School
1961	Church of England Grammar School
1962	Church of England Grammar School
1963	Church of England Grammar School
1964	Church of England Grammar School
1965	Church of England Grammar School
1966	Brisbane State High School
1967	Brisbane State High School
1968	Brisbane State High School
1969	Nudgee College
1970	Nudgee College
1971	Toowoomba Grammar School
1972	Toowoomba Grammar School
1973	Church of England Grammar School
1974	Church of England Grammar School
1975	Brisbane State High School
1976	Brisbane State High School
1977	Brisbane State High School
1978	Brisbane State High School
1979	Brisbane State High School
1980	Brisbane State High School
1981	Brisbane State High School
1982	Brisbane State High School
1983	Brisbane State High School
1984	Ipswich Grammar School
1985	Ipswich Grammar School
1986	Ipswich Grammar School
1987	Ipswich Grammar School
1988	Brisbane Grammar School
1989	Brisbane Grammar School
1990	Ipswich Grammar School
1991	Ipswich Grammar School
1992	Ipswich Grammar School
1993	Nudgee College
1994	Brisbane Grammar School
1995	Brisbane Grammar School
1996	Nudgee College
1997	Nudgee College
1998	Ipswich Grammar School
1999	Ipswich Grammar School
2000	Ipswich Grammar School
2001	Ipswich Grammar School

2002	Ipswich Grammar School
2003	Ipswich Grammar School
2004	Ipswich Grammar School
2005	Ipswich Grammar School
2006	Nudgee College
2007	Ipswich Grammar School
2008	Ipswich Grammar School
2009	Ipswich Grammar School
2010	Nudgee College
2011	Ipswich Grammar School
2012	Ipswich Grammar School
2013	Nudgee College

Volleyball

1994	Brisbane Boys' College
1995	Brisbane Boys' College
1996	Brisbane Boys' College & Gregory Terrace (tie)
1997	Gregory Terrace
1998	Anglican Church Grammar School
1999	Brisbane Boys' College
2000	Brisbane Grammar School & Gregory Terrace (tie)
2001	Brisbane Boys' College
2002	Ipswich Grammar School & Nudgee College (tie)
2003	Brisbane Grammar School
2004	Brisbane Grammar School
2005	Brisbane Grammar School
2006	Brisbane Grammar School (The Peter Donaldson Memorial Trophy)
2007	Brisbane Grammar School
2008	Brisbane Grammar School
2009	Brisbane Grammar School
2010	Brisbane Grammar School & Gregory Terrace (tie)
2011	Brisbane Grammar School
2012	Brisbane Grammar School
2013	Brisbane Grammar School

Bauman Cup

(This Cup was awarded to the Top School over all GPS Competition at first level and Championship events. The GPS sports used to calculate the Bauman Cup were as follows: Premierships: Cricket 1st XI, 1st VIII (Rowing was not a championship sport) 1st XV Rugby & 1st IV Tennis; Championships: Swimming, Track & Field & Gymnastics (Cross Country was not a GPS Sport).

1953	Church of England Grammar School
1954	Church of England Grammar School
1955	Church of England Grammar School
1956	Church of England Grammar School
1957	Church of England Grammar School
1958	Church of England Grammar School
1959	Church of England Grammar School
1960	Church of England Grammar School
1961	Church of England Grammar School
1962	Church of England Grammar School
1963	Church of England Grammar School
1964	Church of England Grammar School
1965	Church of England Grammar School
1966	Brisbane State High School
1967	Church of England Grammar School
1968	Church of England Grammar School
1969	Brisbane Grammar School
1970	Church of England Grammar School
1971	Brisbane Grammar School
1972	Brisbane Grammar School
1973	Brisbane Grammar School
1974	Brisbane Grammar School
1975	Brisbane Grammar School
1976	Brisbane Grammar School
1977	Discontinued

*CEGS – Church of England Grammar School now known as Anglican Church Grammar School

FIRE & EVACUATION PROCEDURES



BRI/ BANE AQUATIC CENTRE

FIRE WARNING SYSTEM

Installed in the building is an Automatic Fire Alarm System with Heat Detectors, Smoke Detectors & Manual Call Points located throughout the building. Activation of any of the above devices **WILL** automatically call the Fire Brigade.

A fire alarm will cause the emergency warning system to produce a sound called the Alert tone **Barp Barp**



Should an evacuation of the building be ordered the sound you will hear is **Whoop Whoop**

**To call Fire Brigade
Dial 000 or mobile 112**

SAFETY MEASURES

- ⇒ Sound the fire alarm on discovery of a fire by breaking the glass on the nearest manual call point
- ⇒ Always react to a fire alarm and assist others.
- ⇒ Familiarise yourself with the locations of fire extinguishers and the Manual Call Points in your work area
- ⇒ Exit passageways and access to extinguishers and Manual Call Points must remain clear at all times
- ⇒ Tasks which may result in a fire should be avoided. **TURN OFF** electrical appliances when not in use.
- ⇒ Your role during a fire alarm is firstly preserve life safety then attempt to extinguish the fire (only if safe to do so)

FIGHTING OF FIRES SHOULD, FOR SAFETY REASONS BE UNDERTAKEN IF TWO PERSONS ARE PRESENT, THE CORRECT FIRE EXTINGUISHER IS AVAILABLE AND IT IS SAFE TO PERFORM THIS TASK.



Mobility impaired persons should exit immediately on a fire alarm, assisted by a nominated person at the time.

FIRE FIGHTING EQUIPMENT

Installed in the building.

Fire Hose Reels

Carbon Dioxide Extinguishers
(Colour Red with Black Band)

Dry Chemical Powder Extinguishers
(Colour Red with White band)

Vaporizing Liquid Extinguisher
(Colour Red with Yellow Band)

Check the extinguisher label for instructions.

UNDER NO CIRCUMSTANCES SHOULD FIRE HOSE REELS BE USED ON OR NEAR LIVE ELECTRICAL APPLIANCES OR POWER OUTLETS.

FIRE ALARM PROCEDURES

At all times, when a fire alarm sounds or hearing the Alert tone **Barp Barp**, you are to prepare to evacuate.

- ☑ Warn Public, make safe equipment, store valuables collect personal belongings from the immediate area
- ☑ Move to an exit point from your area and await instructions from the Fire Warden.

EVACUATE THE BUILDING IF YOUR SAFETY IS AT RISK, SMOKE IS PRESENT (OBVIOUS OR SMELT) OR IF INSTRUCTED BY THE FIRE WARDEN

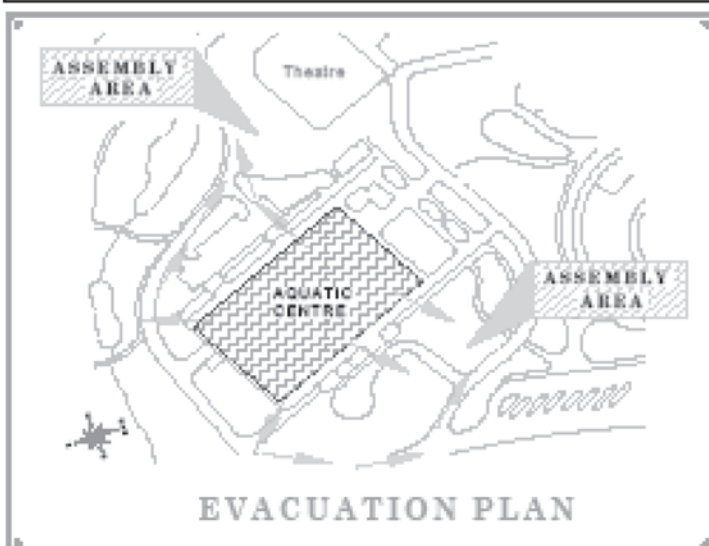
When the order to evacuate is given or when hearing the Evacuation tone **Whoop Whoop** you are to:

- ☑ Exit the building by the nominated exit points and move directly to the Assembly Area. Fire Wardens will take control and provide any further directions.

APPLY CAUTION IN CROSSING ROADS

IF A FIRE ALARM SOUNDS AFTER ADMINISTRATION WORKING HOURS, OCCUPANTS ARE URGED TO EVACUATE IMMEDIATELY

DO NOT RE-ENTER THE BUILDING UNTIL THE FIRE BRIGADE ADVISE IT IS SAFE TO DO SO.



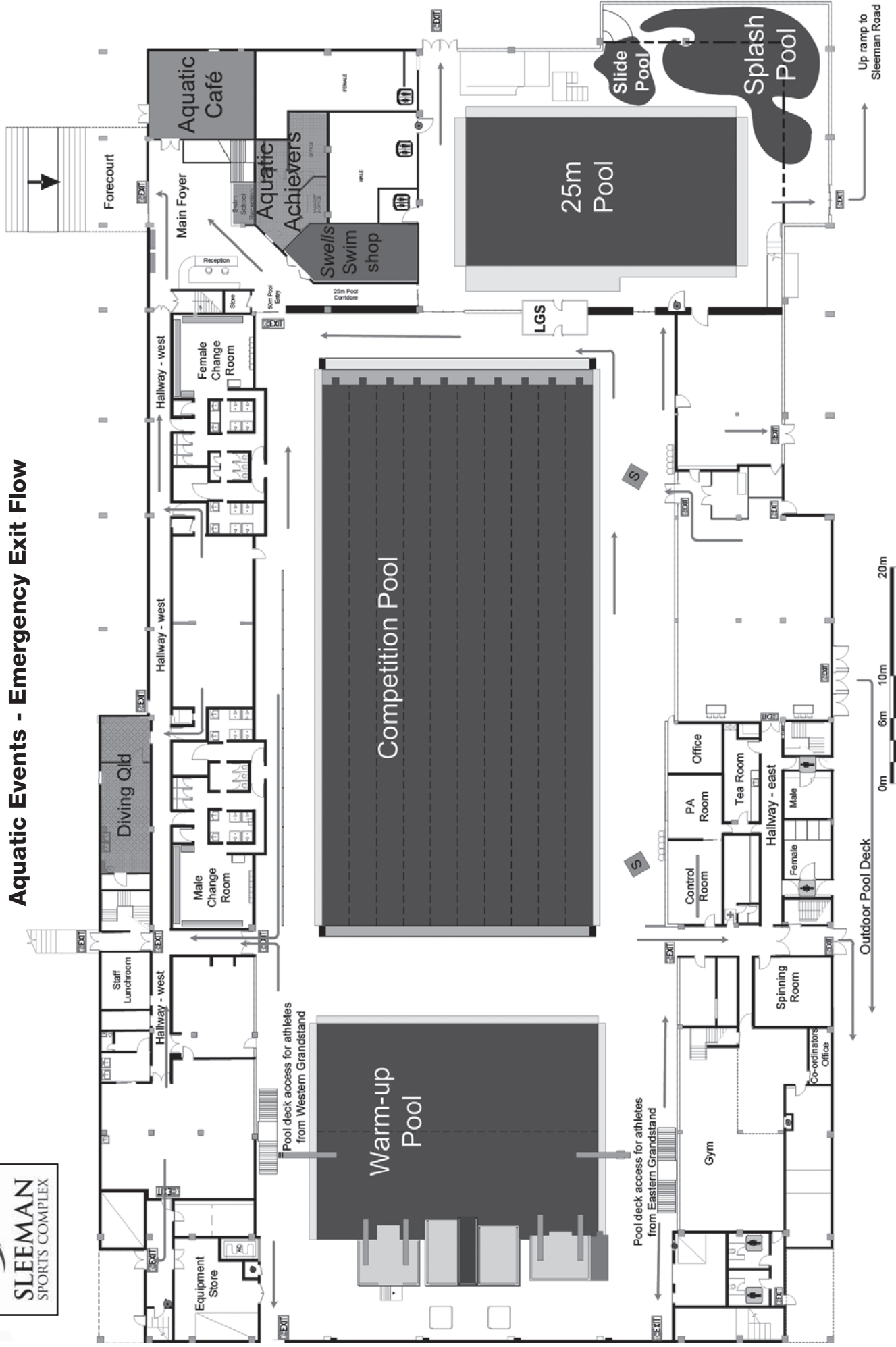
FIRE EXTINGUISHER OPERATION:

- ⇒ Stand well back from fire (two to four paces)
- ⇒ Always face the fire with your back to a clear doorway
- ⇒ Pull pin on fire extinguisher
- ⇒ Squeeze lever
- ⇒ Direct at fire operating with a slow side to side motion
- ⇒ Slowly move closer towards the fire as it diminishes. (remain at least one pace away)

Brisbane Aquatic Centre - Level 2



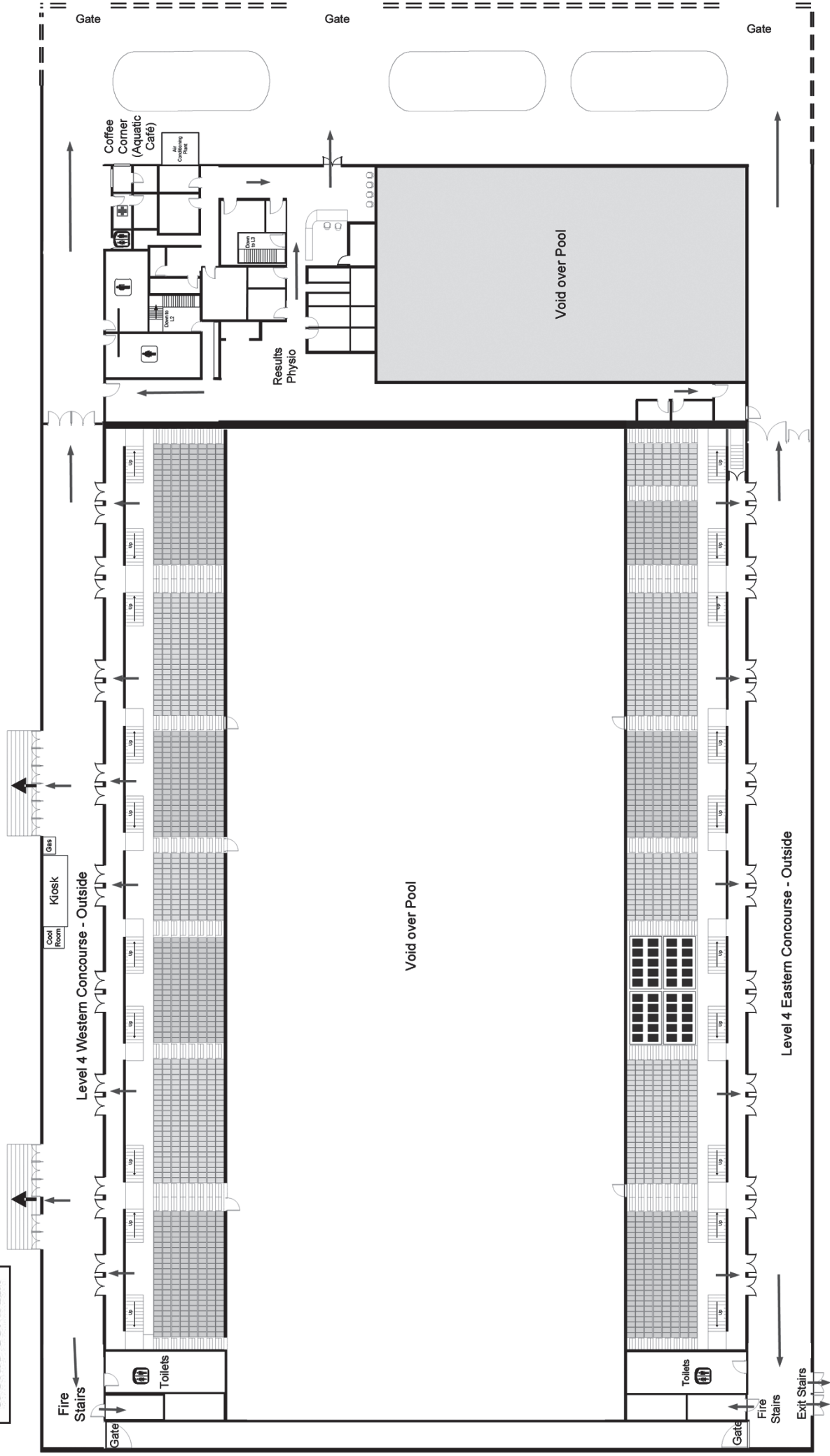
Aquatic Events - Emergency Exit Flow



Brisbane Aquatic Centre - Level 4

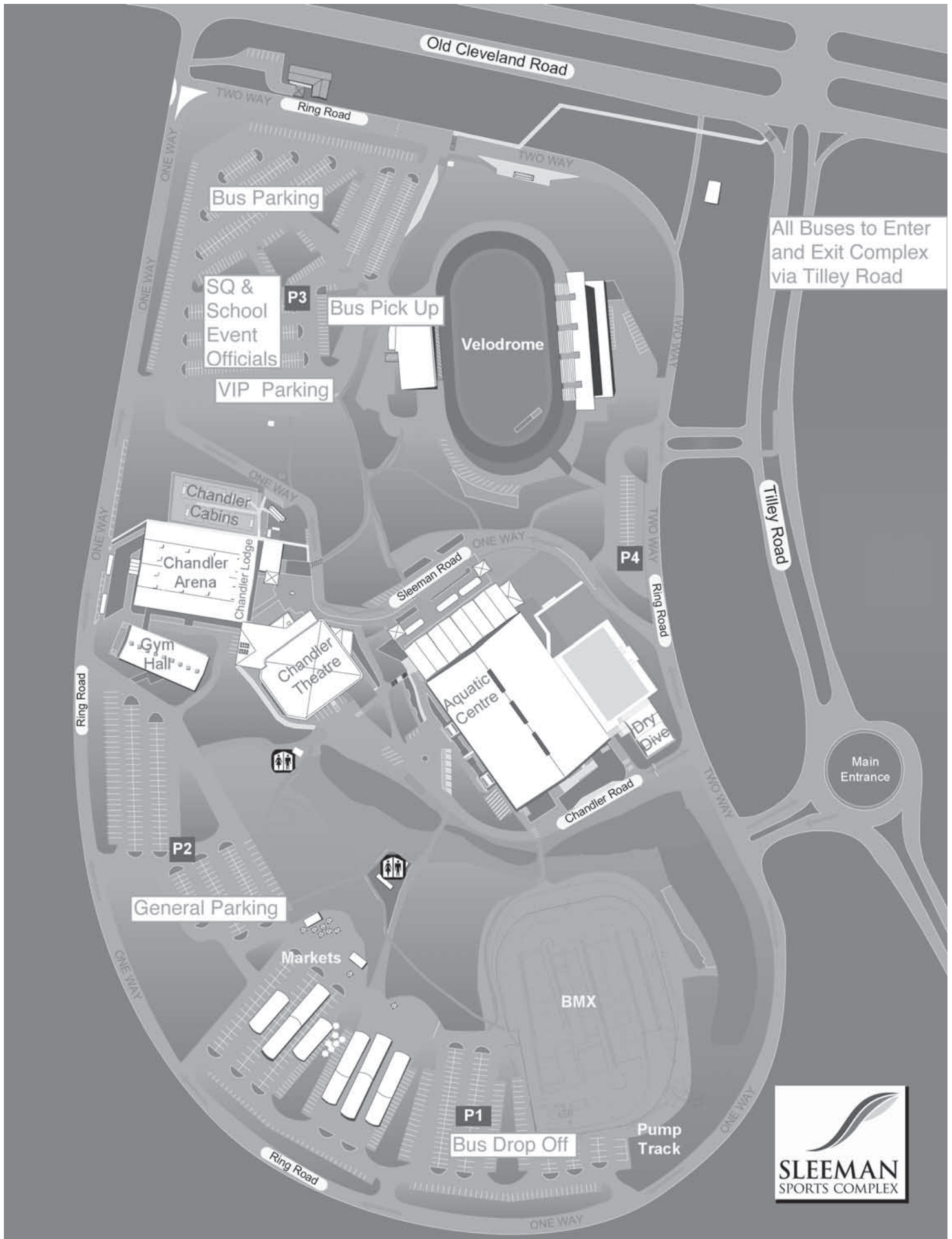


Aquatic Events - Emergency Exit Flow



GPS Swimming Championships - Parking Plan

SLEEMAN SPORTS COMPLEX Pre and Event



ACKNOWLEDGEMENTS

HEADMASTERS MANAGEMENT COMMITTEE

Chairman: Mr. G. Mc DONALD (Brisbane Boys' College)
Vice Chairman: Mr. W. HAYNES (Brisbane State High School)
Treasurer: Mr. R. HENDERSON (Ipswich Grammar School)
Mr. A. MICALLEF (Brisbane Grammar School)
Dr. A. CAMPBELL (Anglican Church Grammar School)
Mr. P. CHAPMAN / Mr. C. MAYES (**Acting**) (Gregory Terrace)
Mr. D. HANLY (Nudgee College)
Mr. P. HAUSER (Toowoomba Grammar School)
Mr. G. WAIN (The Southport School)

Executive Officer: Ms N. L'Efevre

SPORT AND ACTIVITIES COMMITTEE

Chairman: Mr. M. DWYER (Brisbane Boys' College)
Mr. B. EATON (Anglican Church Grammar School)
Mr. R. COCHRANE (Brisbane Grammar School)
Mr. W. NIVEN (Brisbane State High School)
Mr. D. WRIGHT (Gregory Terrace)
Mr. N. GREIVE (Ipswich Grammar School)
Mr. M. ENSOR (Nudgee College)
Mr. S. TASKER (Toowoomba Grammar School)
Mr. B. HAIN (The Southport School)

GPS SWIMMING SUB-COMMITTEE

Chairman: Mr. W. NIVEN (Brisbane State High School)
Mr. M. LORRIMER (Anglican Church Grammar School)
Mr. A. HOSKING/ Mr. R. HANSEN (Brisbane Boys' College)
Mr. G. MASTERS / Mr. G. McFARLANE (Brisbane Grammar School)
Mr. A. PETERMAN (Brisbane State High School)
Mr. M. MacDERMOTT (Gregory Terrace)
Ms. J. CHANDLER/ Mr. G. FASALA (Ipswich Grammar School)
Mr. M. BROWN (Nudgee College)
Mr. I. WAITES/ Mr. D. ANDERSON (Toowoomba Grammar School)
Mr. L. DU FEU/Mr. D. Proud (The Southport School)

SCHOOL CAPTAINS OF SWIMMING 2014

Max Carleton (Anglican Church Grammar School)
Eddie Zhou (Brisbane Boys' College)
James Ryan (Brisbane Grammar School)
Liam McBride-Kelly (Brisbane State High School)
Lachlan Neill (Gregory Terrace)
Jye Cornwell (Ipswich Grammar School)
Clyde Lewis & Joshua Elmslie (Nudgee College)
Harry Freer (Toowoomba Grammar School)
Harry Smith (The Southport School)



The GPS Association acknowledges the support and co-operation of the following organizations in the conduct of this event:

- Officials provided by all GPS schools
- Emergency Medics (EM)
- Technical Officials from Swimming Queensland
- Brisbane Aquatic Centre at the Sleeman Sports Complex

GPS SWIMMING PROGRAM 2014

TECHNICAL OFFICIALS FROM SWIMMING QUEENSLAND

INAUGURAL CARNIVAL

Years 5 - 7

- Steve Carsley
- Peter Crane
- Wilf Coombes
- Garry Gibson
- Carmel King
- Mark Merrell
- David Meyrick
- Jan Meyrick

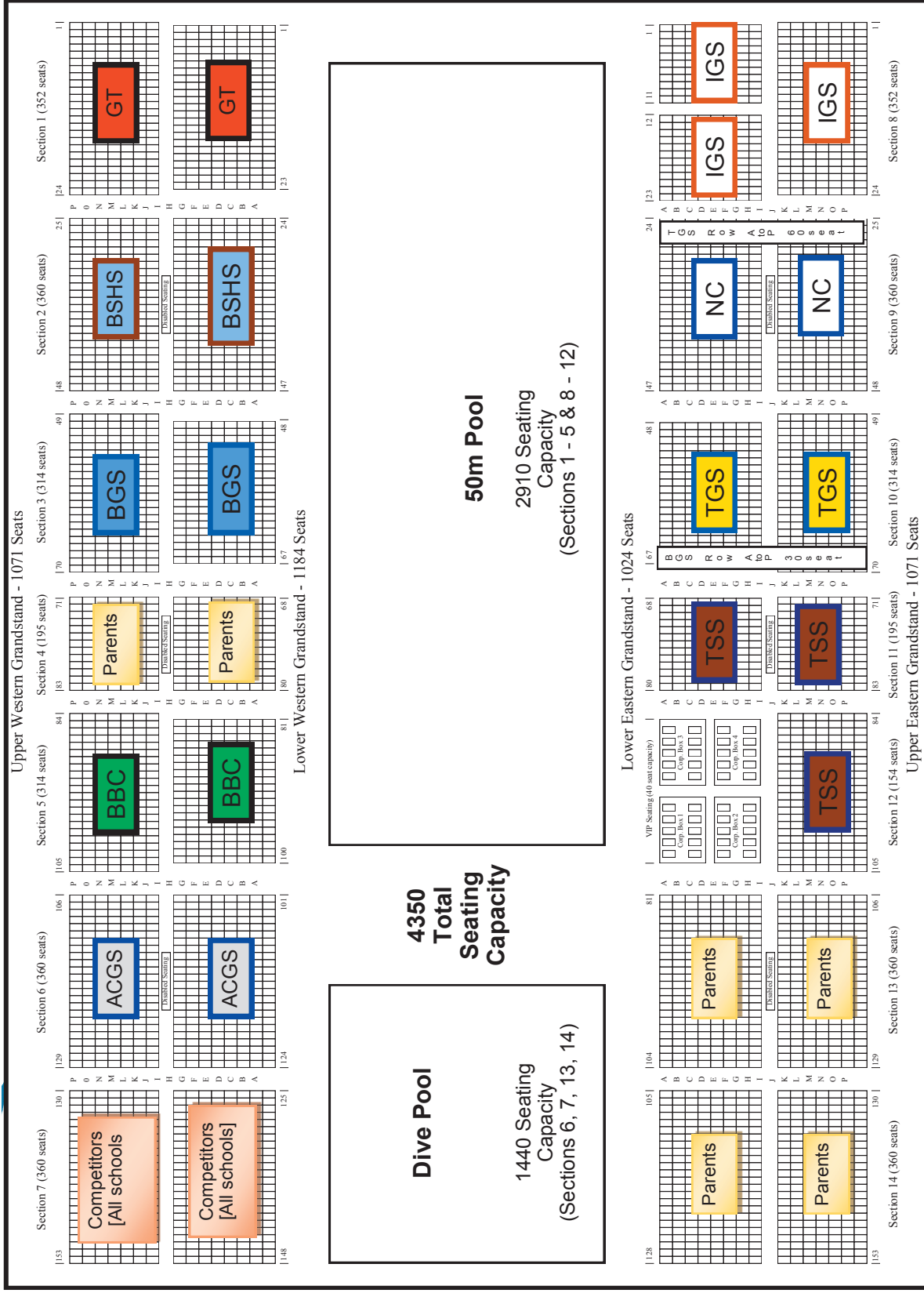
91ST CARNIVAL

Years 8 - 12

- Steve Carsley
- Howard Friend
- Garry Gibson
- Teresa Goddard
- David Gregory
- Warren Grainger
- Ann Hallam
- Carmel King
- Jitu King-Meagher
- David Meyrick
- Jan Meyrick
- Sue Weldon



Brisbane Aquatic Centre - 2014 GPS Swimming Seating Plan



ACGS	Anglican Church Grammar School
BBS	Brisbane Boys' College
BGS	Brisbane Grammar School
BSHS	Brisbane State High School
GT	Gregory Terrace

TSS	The Southport School
TGS	Toowoomba Grammar School
NC	Nudgee College
IGS	Ipswich Grammar School



SLEEMAN
SPORTS COMPLEX

GREAT VENUES → GOOD TIMES



GPS

The Great Public Schools'
Association of Queensland Incorporated



PO Box 465
Springhill Qld 4004

P: 07 3358 1556
F: 07 3358 2553

www.gpsqld.org.au